



MYDHL API

INTEGRATION MADE SIMPLE

DHL EXPRESS - DEVELOPER GUIDE

DHL Express – Excellence. Simply delivered.

V2.29



DOCUMENT CONTROL

REVISION HISTORY:

Version	Release Date	Comments
1.7.2	19/06/2020	Updated ShipmentRequest with Advanced PLT processing
1.7.3	23/07/2020	Baselined for Loose BBX functionality
1.7.4	02/09/2020	Updated AWB Numbers in TrackingRequest
1.7.5	22/09/2020	Updated for VAT22 functionality
1.7.6	17/11/2020	Updated for Label-Free functionality
1.7.15	25/02/2021	Update DocumentImage maximum size and Customer Logo maximum size
2.2	02/03/2021	Finalize and embed new WSDL
2.3	15/03/2021	Added SOAP Example with ExportDeclaration
2.4	22/03/2021	Updated Description max length in ShipmentRequest
2.5	08/04/2021	Marked InvoiceDate as Mandatory in ShipmentRequest Added AddressValidate Error Appendix section
2.6	18/05/2021	Updated ItemNumber description in ShipmentRequest
2.7	23/06/2021	Added Upload Invoice Data service details, Updated CI Mask v1.24.2 data in ShipmentRequest, PlaceOfIncoterm cardinality updates from Mandatory to Optional.
2.8	07/07/2021	Update reference data for: a) <NumberTypeCode> added with DLI, NID, PAS and MID b) <InvoiceReferenceType> added with AAM,ABT,ACL,ADA,AES,AFD,ANT,BKN,BOL,CDN,COD,DSC,FF,FN,FTR,HWB,IBC,IPP,LLR,MAB,MWB,NLR,OBC,PD,PRN,RMA,RTL,SID,SS,SWN c) <ItemReferenceType> - added with AAM,CFR,DOM,FOR,USG,MAT - removed ECN as no longer supported d) <CustomsDocumentType> added with ELP e) <CustomsPaperworkType> added with ELP
2.9	14/07/2021	Updated Appendix section for Registration Number Type Codes
2.10	06/08/2021	Updated Create Shipment and Upload Invoice service on Export Line Item – QuantityUnitOfMeasurement list of enumeration (page 134, 352)
2.11	03/09/2021	a) Updated Section 9.1 UPDATESHIPMENT - DESCRIPTION b) Added LandedCost updates: 1. Updated Request Section with new optional elements “EstimatedTariffRateType”, “GetTariffFormula”, “GetQuotationID” and “GetDetailedLineItemLevelStatus”. 2. Updated Response Section with new optional elements “QuotationID”, “TariffRateFormula” and introduced “MessageDetail” for Notification. 3. Updated Appendix: Introduced RateRequest LandedCost Warnings 4. Updated Appendix: Introduced RateRequest LandedCost Category Codes

		<ul style="list-style-type: none"> 5. Updated Appendix: Updated RateRequest LandedCost Errors 6. Updated SOAP RateRequest LandedCost: Samples
2.12	06/12/2021	<p>Removed element <DocumentFunction> from Section 5 SHIPMENTREQUEST</p>
2.13	09/01/2022	<ul style="list-style-type: none"> a) Appendix: Added RequestPickup and UpdatePickup Error list b) Introduced new Section 15 DOCUMENTIMAGEREQUEST c) Introduced new Section DOCUMENTIMAGEREQUEST ERRORS d) Introduced new Section 25 SERVICE INPUT/OUTPUT EXAMPLES FOR DOCUMENTIMAGEREQUEST e) Updated error code and message at Section 16 APPENDIX f) Updated field lengths and numeric field formats for Create Shipment, Update Shipment, Upload Invoice Data, Rate Request, Address Validate, Request Pickp and Update Pickup service g) Introduced element Warning and its children elements at Section 9.4 UPDATESHIPMENT – OUTPUT and Section 9.5 UPDATE SHIPMENT RESPONSE – OUTPUT FIELD LIST h) Introduced new Section UPDATESHIPMENT WARNINGS at Section 16 APPENDIX i) Introduced new Section SOAP UPDATESHIPMENT: SAMPLE WARNING MESSAGE at Section 22. j) Updated element <DeclarationText> maximum length. k) Update reference data for: <ul style="list-style-type: none"> 1) <InvoiceReferenceType>: removed NLR as no longer supported 2) <ItemReferenceType>: added with NLR
2.14	03/03/2022	<ul style="list-style-type: none"> a) Updated UploadInvoiceData service element <DocumentFunction> with additional note

2.15	20/05/2022	<ul style="list-style-type: none"> a) Renamed from Label-less to Label-Free. b) Updates in Section 5. SHIPMENTREQUEST <ul style="list-style-type: none"> 1. Removed element <PaperlessTradeEnabled>: <ul style="list-style-type: none"> • Section 5.2.21 Updated details of <RequestWayBillDocument> 2. Updated Section 5.2.8 with details on “WY” service type 3. Introduced value “RET_COM_INVOICE_A4_01” for existing element <CustomsInvoiceTemplate> 4. Introduced value “RETURNS_INVOICE” for existing element <DHLCustomsInvoiceType> 5. Updated Section 5.3 Rephrase the statement for element <ParentShipmentPackagesCount> c) Updated Section 7.5 TRACKINGRESPONSE – OUTPUT FIELD LIST: Removed maxlength for element <StateOrProvinceCode> d) Updated Section 9.1 UPDATESHIPMENT – DESCRIPTION e) Updated Section 16. APPENDIX – CREATESHIPMENT ERRORS f) Updated Section 18. SHIPMENTREQUEST INPUT/OUTPUT EXAMPLES g) QuantityUnitOfMeasurement list of enumeration
2.16	07/09/2022	<ul style="list-style-type: none"> a) Section 4. RATEREQUEST <ul style="list-style-type: none"> 1. Introduced element <RequestValueAddedServicesAndRuleGroups> and <StrictValidation> in Section 4.2 and 4.3 2. Introduced element <MutuallyExclusiveChargesGroups> and <DependencyRuleGroups> in Section 4.4 and 4.5 b) Section 5. SHIPMENTREQUEST <ul style="list-style-type: none"> 1. Introduced role “UltimateConsignee” in Section 5.2 and 5.3 2. Introduced element <StrictValidation> in Section 5.2 and 5.3 c) Section 14. UPLOADINVOICEDATA <ul style="list-style-type: none"> 1. Introduced role “UltimateConsignee” in Section 14.2 and 14.3 d) Section 16 APPENDIX: Updated new error codes and messages e) Remove Create Shipment 7089 error code as it subject to DCT capability validation f) Section 5. SHIPMENTREQUEST <ul style="list-style-type: none"> 1. Introduced element <InvoiceIndicativeCustomsValues> in Section 5.2 and 5.3 2. Updated element <OtherCharges> regarding ChargeType “SOTHR” being displayed last sequence order in COMMERCIAL_INVOICE 10 template and reference to InvoiceIndicativeCustomsValues 3. Updated element <Content> regarding ExportDeclaration being mandatory if shipment is dutiable
2.17	16/10/2022	<ul style="list-style-type: none"> a) Section 4. RATEREQUEST <ul style="list-style-type: none"> 1. Introduced element <RequestEstimatedDeliveryDate> and <EstimatedDeliveryDateType> in Section 4.2 and 4.3 b) Section 5. SHIPMENTREQUEST <ul style="list-style-type: none"> 1. Introduced element <CustomDescription> in Section 5.2 and 5.3
2.18	18/10/2022	<ul style="list-style-type: none"> a) Section 5. SHIPMENTREQUEST

		<ul style="list-style-type: none"> 1. Updated element <ExportDeclaration> with details on being a conditional field b) Section 14. UPLOADINVOICEDATA <ul style="list-style-type: none"> 1. Added missing documentation for element <RecipientReference> c) New Section 25. SERVICE INPUT/OUTPUT EXAMPLES FOR ADDRESSVALIDATE d) New Section 26. SERVICE INPUT/OUTPUT EXAMPLES FOR REQUESTIDENTIFIER e) New Section 27. SERVICE INPUT/OUTPUT EXAMPLES FOR UPLOADINVOICEDATA
2.19	05/03/2023	<ul style="list-style-type: none"> a) Section 5. SHIPMENTREQUEST <ul style="list-style-type: none"> 1. Introduced element <UNCodes> in Section 5.2 and 5.3 b) Section 14. UPLOADINVOICEDATA <ul style="list-style-type: none"> 1. Introduced element <InvoiceIndicativeCustomsValue> in Section 14.2 and 14.3 c) Updated Section 16. APPENDIX – CREATESHIPMENT ERRORS d) Updated Section 16. APPENDIX – UPLOADINVOICEDATA ERRORS e) Updated Section 18. SHIPMENTREQUEST INPUT/OUTPUT EXAMPLES f) Added new element <BypassPLTError> details g) Removed '2M' from section 5.3 and 14.3
2.20	07/05/2023	<ul style="list-style-type: none"> a) Section 5. SHIPMENTREQUEST <ul style="list-style-type: none"> 1. Introduced element <PreCalculatedLineItemTotalValue>, <PreCalculatedTotalGoodsValue>, <PreCalculatedTotalInvoiceValue>, <TotalWithImportDutiesAndTaxes> in Section 5.2 and 5.3 2. Updated <CurrencyCode> cardinality to Optional 3. Updated <PaymentInfo> cardinality to Optional 4. Introduced element <RequestShipmentDataValidation> in Section 5.2 and 5.3 b) Section 14. UPLOADINVOICEDATA <ul style="list-style-type: none"> 1. Introduced element <PreCalculatedLineItemTotalValue>, <PreCalculatedTotalGoodsValue>, <PreCalculatedTotalInvoiceValue>, <TotalWithImportDutiesAndTaxes> in Section 14.2 and 14.3 c) Updated Section 16. APPENDIX – CREATESHIPMENT ERRORS d) Updated Section 18. SHIPMENTREQUEST INPUT/OUTPUT EXAMPLES e) Updated DocumentImage maximum size f) Updated Section 'RATEREQUEST LANDED COST ADDITIONALQUANTITYTYPE ALLOWED VALUES' for GTS – UOM Standardization for: <ul style="list-style-type: none"> 1. UOM Code: GV, UOM Name: Gigajoule 2. UOM Code: CKG, UOM Name: Content kilogram g) Updated Section 18. SHIPMENTREQUEST INPUT/OUTPUT EXAMPLES for sample <RequestShipmentDataValidation> option h) Added RequestPickup Errors in Section 16 Appendix i) Updated steps to prepare Dangerous Goods shipment in section 5.2.50

		j) Upload Invoice Data service – ExportDeclaration maximum occurrences is 20.
2.21	27/08/2023	<ul style="list-style-type: none"> a) Section 4. RATEREQUEST <ul style="list-style-type: none"> 1. Updated 4.5 RATE RESPONSE – OUTPUT FIELD LIST RateResponse/Provider/Service/Charges/Charge/ChargeBreakdown/Breakdown/Type to include W,B,F,D,N in Comments column. b) Section 5. SHIPMENTREQUEST <ul style="list-style-type: none"> 1. Updated <InvoiceIndicativeCustomsValues> with details on Freight Cost and Insurance Cost having highest precedence when displaying in Customs Invoice. 2. Updated <ImportCustomsDutyValue> and <ImportTaxesValue> note c) Section 14. UPLOADINVOICEDATA <ul style="list-style-type: none"> 1. Updated <ImportCustomsDutyValue> and <ImportTaxesValue> note d) Section 5.2.37 BypassPLTErrors, remove note info on contact local DHL Express team. e) Added Brazil - Brazil State Tax ID IE/RG registration number type code f) Remove Driver License (DLI) from Registration NumberTypeCode being used as PII for Indonesia. g) Added New Zealand new customs related business registration numbers - Customs Client Code (RGP)
2.22	22/10/2023	<ul style="list-style-type: none"> a) Section 5. SHIPMENTREQUEST <ul style="list-style-type: none"> 1. Added new fields for DHL Shipment Receipt document rendering in section 5.2.19, 5.2.21: RequestDHLShipmentReceipt, DHLShipmentReceiptLanguageCode, DHLShipmentReceiptLanguageScriptCode, DHLShipmentReceiptLanguageCountryCode, DHLShipmentReceiptCustomerDataText b) Updated new error code and messages for DHL Shipment Receipt error handling scenario in Appendix CREATESHIPMENT ERRORS c) Email notification language code updated with Danish and Italian in section 5.3
2.23	03/12/2023	<ul style="list-style-type: none"> a) Updated Appendix: Registration Number Types codes supported for Create Shipment and Update Invoice Data flow with latest supported registration number types update
2.24	14/01/2024	<ul style="list-style-type: none"> a) Section 5.3 SHIPMENTREQUEST <ul style="list-style-type: none"> 1. Updated minimum length for InvoiceNumber field b) Section 14.3 UPLOADINVOICEDATA c) Updated minimum length for InvoiceNumber field d) Updated Section 7.5 TRACKINGRESPONSE – OUTPUT FIELD LIST for the StateOrProvincCode field’s maximum length to 35 characters
2.25	31/03/2024	<ul style="list-style-type: none"> a) Section 5. SHIPMENTREQUEST <ul style="list-style-type: none"> 1. Added new LinkLabelsByPieces field in section 5.2.38 2. Updated 5.2.40 and 5.2.49 to include Broker role 3. Added new Broker role in section 5.3

-
- 4. Updated PackagesResult on @number attribute changes with LinkLabelsByPieces in section 14.2.4.4
 - 5. Updated LabelImage changes with LinkLabelsByPieces In section 14.2.4.5
 - 6. Updated new LBBX template: ECOM26_64_LBBX_001 in section 5.2.29 and 5.3.
 - b) Section 14. UPLOADINVOICEDATA
 - 1. Updated 14.1, 14.2.4.16 and 14.2.4.4 to include Broker Role
 - 2. Added new Broker role in section 14.3
 - c) Section 16. APPENDIX – CREATESHIPMENT ERRORS
 - 1. Added error codes 7151, 7152 and 7154.
 - d) Section 18. SERVICE INPUT/OUTPUT EXAMPLES FOR SHIPMENTREQUEST
 - 1. Added example with LinkLabelsByPieces.
 - e) Section 7.2 and 7.3 TRACKINGREQUEST
 - 1. Added new field RequestControlledAccessDataCodes
 - 2. Added new field RequestControlledAccessData
 - 3. Added new field RequestGMTOffsetPerEvent
 - f) Section 7.5 TRACKINGRESPONSE
 - 1. Added new field GMTOffset under ShipmentEvent
 - 2. Added new field GMTOffset under PieceEvent
 - 3. Added new field as part of GDPR change
ControlledAccessDataCodes/ControlledAccessDataCode

2.26 26/05/2024

-
- a) Section 5. SHIPMENTREQUEST
 - 1. 5.2.46.1 ShipmentRequest Input: CustomsDocuments (0:1)
 - i. Replaced "PPY-Proof Of Payment" with "PCH-Proof of Purchase"
 - 2. 5.2.46.11 ShipmentRequest Input: CustomsPaperworks (0:1)
 - i. Replaced "PPY-Proof Of Payment" with "PCH-Proof of Purchase"
 - 3. 5.2.49 ShipmentRequest Input: Ship
 - i. Added Manufacturer role
 - 4. 5.2.50 RegistrationNumbers
 - i. Added Manufacturer role
 - 5. 5.3 SHIPMENT REQUEST – INPUT FIELD LIST - CustomsDocument (1:50)
 - i. Replaced "PPY-Proof Of Payment" with "PCH-Proof of Purchase"
 - 6. 5.3 SHIPMENT REQUEST – INPUT FIELD LIST - CustomPaperwork (1:50)
 - i. Replaced "PPY-Proof Of Payment" with "PCH-Proof of Purchase"
 - 7. 5.3 SHIPMENT REQUEST – INPUT FIELD LIST – Manufacturer
 - i. Added Manufacturer role
 - b) Section 14. UPLOADINVOICEDATA
 - 1. 14.1 UPLOADINVOICEDATA – DESCRIPTION
 - i. Added Manufacturer role.
 - 2. 14.2.4.2.8 UploadInvoiceData Input: CustomsDocuments
 - i. Replaced "PPY-Proof Of Payment" with "PCH-Proof of Purchase"
 - 3. 14.2.4.2.15.2 UploadInvoiceData Input: CustomsPaperworks (0:1)
 - i. Replaced "PPY-Proof Of Payment" with "PCH-Proof of Purchase"
 - 4. 14.2.4.16 UploadInvoiceData Input: Ship
 - i. Added Manufacturer role.
-

		<ul style="list-style-type: none"> 5. 14.2.4.4 RegistrationNumbers <ul style="list-style-type: none"> i. Added mention of Manufacturer role. 6. 14.3 UPLOADINVOICEDATA REQUEST – INPUT FIELD LIST - CustomsDocument (1:50) <ul style="list-style-type: none"> i. Replaced "PPY-Proof Of Payment" with "PCH-Proof of Purchase" 7. 14.3 UPLOADINVOICEDATA REQUEST – INPUT FIELD LIST - CustomPaperwork (1:50) <ul style="list-style-type: none"> i. Replaced "PPY-Proof Of Payment" with "PCH-Proof of Purchase" 8. 14.3 UPLOADINVOICEDATA REQUEST -INPUT FIELD LIST -Manufacturer <ul style="list-style-type: none"> i. Added Manufacturer role. <p>c) Section 4. RATEREQUEST</p> <ul style="list-style-type: none"> 1. 4.5 RATE RESPONSE – OUTPUT FIELD list <ul style="list-style-type: none"> i. Updated 'ServiceName' field description: Global Product Name instead of Local Product Name ii. Updated 'ChargeType' field description: Local Product Code instead of Global Product Name iii. Updated 'ChargeName' field description: Global Product Name instead of Local Product Name
2.27	28/07/2024	<ul style="list-style-type: none"> a) Section 5. SHIPMENTREQUEST <ul style="list-style-type: none"> 1. 5.3 SHIPMENTREQUEST – INPUT FIELD LIST <ul style="list-style-type: none"> Updated InvoiceData field description b) Section 14. UPLOADINVOICEDATA <ul style="list-style-type: none"> 1. 14.3 UPLOADINVOICEDATA – INPUT FIELD LIST <ul style="list-style-type: none"> Updated Invoice Data field description c) Section 17. SERVICE INPUT/OUTPUT EXAMPLES FOR RATEREQUEST <ul style="list-style-type: none"> 1. SOAP RATEREQUEST LANDED COST: SAMPLE INPUT <ul style="list-style-type: none"> Updated to include missing GoodsCharacteristics request fields d) Section 16 Appendix: CREATESHIPMENT AND UPLOADINVOICEDATA REGISTRATION NUMBER TYPE CODES <ul style="list-style-type: none"> 1. Updated Registration Number Type Code - FED, NID, PAS, EOR for Malaysia (MY) e-Invoice regulatory
2.28	29/09/2024	<p>Note: 'IMS' code will be available in Production by the end of March 2025.</p> <ul style="list-style-type: none"> a) Added new registration number type code of 'IMS' to support Northern Ireland protocols b) Section Appendix: CREATESHIPMENT AND UPLOADINVOICEDATA REGISTRATION NUMBER TYPE CODES AND CHARGES <ul style="list-style-type: none"> 1. Added new registration number type code of 'IMS' to support Northern Ireland protocols
2.29	23/10/2024	<ul style="list-style-type: none"> a) Section 11.1 UPDATEPICKUP – DESCRIPTION <ul style="list-style-type: none"> 1. Additional notes on update previous successful pickups are subject to entire consolidated pickup if applicable. b) Section 6.1 SHIPMENTDELETEREUQST - DESCRIPTION <ul style="list-style-type: none"> 1. Additional notes on cancel previous successful pickups are subject to entire consolidated pickup if applicable. c) Section 5.3 SHIPMENT REQUEST - INPUT FIELD LIST <ul style="list-style-type: none"> 1. Updated list of valid valus for QuantityUnitOfMeasurement field

- d) Section 14.3 UPLOADINVOICEDATA REQUEST - INPUT FIELD LIST
 - 1. Updated list of valid values for QuantityUnitOfMeasurement field
 - e) Section 4.5 RATE RESPONSE – OUTPUT FIELD LIST
 - 1. Remove legacy field: CutoffTimeGMT
 - 2. Added new field: PickupCutoffSameDayOutboundProcessing
 - f) Section 5.4 SHIPMENT RESPONSE – OUTPUT FIELD LIST
 - 3. Remove legacy field: CutoffTimeGMT
 - 4. Added new field: PickupCutoffSameDayOutboundProcessing
 - g) Section 16 APPENDIX - GENERAL ERRORS
 - Added error code: 9001
 - h) Section 16 CREATESHIPMENT ERRORS
 - Added error codes: 8035, 8036, 7156
 - i) Section 7.3 TRACKINGREQUEST – INPUT FIELD LIST
 - Updated or added language codes: ara, bak, bos, geo, srd, srp, twi and vie
-

CONFIDENTIALITY (CONTENT IS COMMERCIALY CONFIDENTIAL)

The information contained in this document is the property Deutsche Post DHL.

No part of its contents may be divulged to third parties without the express written approval of DHL Express.

All rights reserved; no part of this document may be reproduced, stored in a retrieval system, or transmitted in any form or by any other means, electronic, mechanical, photocopying, recording otherwise without the prior written permission of DHL Express.

This document may not be lent, resold, hired out or otherwise disposed of by way of trade in any form, binding or cover other than that in which it is published, without the prior written permission of DHL Express.

DISCLAIMER (RIGHT TO MODIFY)

This document contains (as detailed) the latest information received in time to be incorporated for publication. However, DHL Express reserves the right to modify the information contained herein without published notification.

Deutsche Post World Net offers no warranty, express or implied, regarding its accuracy, sufficiency, merchantability, or fitness for any purpose of the information contained herein. Any use made thereof is made entirely at the risk and for the account of the user.

TERMS AND CONDITIONS

The requirements and specifications outlined in this manual are governed by DHL's Terms and Conditions of Carriage, found on DHL's website, www.DHL.com.

AUDIENCE

This document is intended to serve as a guide to assist DHL customers and third party developers during the integration development process. The primary audience of this document is intended to be a trading partner's technical resources and internal MyDHL API support staff.

© 2005 - 2024 DHL Express, Inc. All rights reserved.

CONTENT

CONTENT 11

1. INTRODUCTION..... 15

 1.1 MYDHL API OVERVIEW..... 15

 1.2 REQUIREMENTS – TECHNICAL SKILLS..... 15

 1.3 REQUIREMENTS – BUSINESS UNDERSTANDING 15

2. MYDHL API OVERVIEW OVERVIEW..... 16

 2.1 WEB SERVICE DEFINITION LANGUAGE AND REFERENCE DOCUMENTS 16

 2.2 SECURITY AND AUTHENTICATION..... 18

3. WHAT WEB SERVICES OPERATIONS ARE AVAILABLE?..... 19

4. RATEREQUEST 21

 4.1 RATEREQUEST - DESCRIPTION..... 21

 4.2 RATEREQUEST - INPUT 21

 4.3 RATEREQUEST – INPUT FIELD LIST 36

 4.4 RATEREQUEST - OUTPUT..... 50

 4.5 RATE RESPONSE – OUTPUT FIELD LIST 59

5. SHIPMENTREQUEST..... 67

 5.1 SHIPMENTREQUEST - DESCRIPTION..... 67

 5.2 SHIPMENTREQUEST - INPUT 68

 5.3 SHIPMENT REQUEST – INPUT FIELD LIST..... 113

 5.3 SHIPMENTREQUEST – OUTPUT..... 190

 5.4 SHIPMENT RESPONSE – OUTPUT FIELD LIST 199

6. SHIPMENTDELETEREQUEST..... 206

 6.1 SHIPMENTDELETEREQUEST – DESCRIPTION 206

 6.2 SHIPMENTDELETEREQUEST – INPUT..... 206

 6.3 SHIPMENTDELETEREQUEST – INPUT FIELD LIST 208

 6.4 SHIPMENTDELETEREQUEST – OUTPUT 209

 6.5 SHIPMENTDELETEREQUEST – OUTPUT FIELD LIST 210

7. TRACKINGREQUEST 211

 7.1 TRACKINGREQUEST – DESCRIPTION..... 211

 7.2 TRACKINGREQUEST – INPUT..... 212

 7.3 TRACKINGREQUEST – INPUT FIELD LIST 215

 7.4 TRACKINGRESPONSE – OUTPUT 220

 7.5 TRACKINGRESPONSE – OUTPUT FIELD LIST 225

8. DOCUMENTRETRIEVE – EPOD..... 232

- 8.1 DOCUMENTRETRIEVE-EPOD – DESCRIPTION 232
- 8.2 DOCUMENTRETRIEVE-EPOD – INPUT 232
- 8.3 SHIPMENTDOCUMENTRETRIEVE-EPOD – INPUT FIELD LIST 242
- 8.4 SHIPMENTDOCUMENTRETRIEVE-EPOD – OUTPUT 245
- 8.5 DOCUMENTRETRIEVE-EPOD – OUTPUT FIELD LIST 258
- 9. UPDATESHIPMENT 261
 - 9.1 UPDATESHIPMENT – DESCRIPTION 261
 - 9.2 UPDATESHIPMENT – INPUT 262
 - 9.3 UPDATE SHIPMENT REQUEST – INPUT FIELD LIST 266
 - 9.4 UPDATESHIPMENT – OUTPUT 271
 - 9.5 UPDATE SHIPMENT RESPONSE – OUTPUT FIELD LIST 273
- 10. REQUESTPICKUP 275
 - 10.1 REQUESTPICKUP – DESCRIPTION 275
 - 10.2 REQUESTPICKUP – INPUT 275
 - 10.3 REQUESTPICKUP REQUEST – INPUT FIELD LIST 283
 - 10.4 REQUESTPICKUP – OUTPUT 289
 - 10.5 REQUEST PICKUP RESPONSE – OUTPUT FIELD LIST 291
- 11. UPDATEPICKUP 292
 - 11.1 UPDATEPICKUP – DESCRIPTION 292
 - 11.2 UPDATEPICKUP – INPUT 292
 - 11.3 UPDATEPICKUP REQUEST – INPUT FIELD LIST 301
 - 11.4 UPDATEPICKUP – OUTPUT 308
 - 11.5 UPDATEPICKUP RESPONSE – OUTPUT FIELD LIST 310
- 12. ADDRESSVALIDATE 311
 - 12.1 ADDRESSVALIDATE – DESCRIPTION 311
 - 12.2 ADDRESSVALIDATE – INPUT 311
 - 12.3 ADDRESSVALIDATE REQUEST – INPUT FIELD LIST 313
 - 12.4 ADDRESSVALIDATE – OUTPUT 315
 - 12.5 ADDRESSVALIDATE RESPONSE – OUTPUT FIELD LIST 317
- 13. REQUESTIDENTIFIER 319
 - 13.1 REQUESTIDENTIFIER – DESCRIPTION 319
 - 13.2 REQUESTIDENTIFIER – INPUT 319
 - 13.3 REQUESTIDENTIFIER REQUEST – INPUT FIELD LIST 321
 - 13.4 REQUESTIDENTIFIER – OUTPUT 323
 - 13.5 REQUESTIDENTIFIER RESPONSE – OUTPUT FIELD LIST 325
- 14. UPLOADINVOICEDATA 327

- 14.1 UPLOADINVOICEDATA – DESCRIPTION 327
- 14.2 UPLOADINVOICEDATA – INPUT 329
- 14.3 UPLOADINVOICEDATA REQUEST – INPUT FIELD LIST 349
- 14.4 UPLOADINVOICEDATA - OUTPUT..... 380
- 14.5 UPLOADINVOICEDATA RESPONSE – OUTPUT FIELD LIST..... 382
- 15. DOCUMENTIMAGEREQUEST..... 383
 - 15.1 DOCUMENTIMAGEREQUEST - DESCRIPTION 383
 - 15.2 DOCUMENTIMAGEREQUEST - INPUT..... 384
 - 15.3 DOCUMENTIMAGEREQUEST – INPUT FIELD LIST 388
 - 15.4 DOCUMENTIMAGERESPONSE - OUTPUT..... 391
 - 15.5 DOCUMENTIMAGERESPONSE – OUTPUT FIELD LIST 394
- 16 APPENDIX..... 396
 - RATE REQUEST AND SHIPMENT REQUEST ERROR CODES AND MESSAGES 396
 - CAPABILITY AND QUOTATION ERRORS- RATEREQUEST AND SHIPMENTREQUEST 396
 - ROUTE CODE ERRORS 400
 - SHIPMENT DATE VALIDATION 400
 - ACCOUNT VALIDATION 400
 - LABEL GENERATION ERRORS..... 401
 - MANIFEST SUBMISSION ERRORS 401
 - SHIPMENTREQUEST - PICKUP ERRORS 402
 - GENERAL ERRORS 404
 - TRACKING ERRORS..... 404
 - RATEREQUEST LANDEDCOST ERRORS 404
 - RATEREQUEST LANDEDCOST WARNINGS 411
 - RATEREQUEST LANDEDCOST ADDITIONALQUANTITYTYPE ALLOWED VALUES 412
 - RATEREQUEST LANDEDCOST CATEGORY CODES..... 417
 - CREATESHIPMENT AND UPLOADINVOICEDATA REGISTRATION NUMBER TYPE CODES..... 420
 - CREATESHIPMENT DANGEROUS GOOD DETAILS 421
 - SHIPMENT DOCUMENT RETRIEVE ERRORS (EPOD)..... 422
 - COMMERCIAL INVOICE TEMPLATES: ROLE REGISTRATION NUMBER TYPE CODES AND CHARGES..... 423
 - ADDRESSVALIDATE ERRORS..... 423
 - UPLOADINVOICEDATA ERRORS..... 424
 - CREATESHIPMENT ERRORS 427
 - REQUESTPICKUP ERRORS..... 438
 - UPDATEPICKUP ERRORS 442

DOCUMENTIMAGEREQUEST ERRORS 442

UPDATESHIPMENT WARNINGS..... 443

17 SERVICE INPUT/OUTPUT EXAMPLES FOR RATEREQUEST 444

18 SERVICE INPUT/OUTPUT EXAMPLES FOR SHIPMENTREQUEST..... 451

19 SERVICE INPUT/OUTPUT EXAMPLES FOR SHIPMENTDELETEREQUEST..... 467

20 SERVICE INPUT/OUTPUT EXAMPLES FOR TRACKINGREQUEST..... 467

21 SERVICE INPUT/OUTPUT EXAMPLES FOR EPOD 470

22 SERVICE INPUT/OUTPUT EXAMPLES FOR UPDATESHIPMENT 472

23 SERVICE INPUT/OUTPUT EXAMPLES FOR REQUESTPICKUP 474

24 SERVICE INPUT/OUTPUT EXAMPLES FOR UPDATEPICKUP..... 476

25 SERVICE INPUT/OUTPUT EXAMPLES FOR ADDRESSVALIDATE 478

26 SERVICE INPUT/OUTPUT EXAMPLES FOR REQUESTIDENTIFIER..... 479

27 SERVICE INPUT/OUTPUT EXAMPLES FOR UPLOADINVOICEDATA 480

28 SERVICE INPUT/OUTPUT EXAMPLES FOR DOCUMENTIMAGEREQUEST..... 483

29 HELPFUL XML AND WEB SERVICES LINKS 485

1. INTRODUCTION

1.1 MYDHL API OVERVIEW

MyDHL API are a set of operations offering DHL's core services like capability, rating or booking a pickup request to any customer. This enables the customer to integrate these services seamlessly into their own IT infrastructure. Customers can then ask for the available products and their prices (where applicable) online as well as creating a shipment together with a courier pickup.

This document describes how to integrate these services to your own applications and is intended as a user guide for developers.

1.2 REQUIREMENTS – TECHNICAL SKILLS

Technically speaking, MyDHL API is a set of Operations accessible by a standardized web protocol. Each operation can be called by a client application to request shipment capability, estimated shipping price or even book a pickup of a shipment. Client applications will request a certain operation to be executed with the application specific request data. MyDHL API then responds synchronously by sending back response data in a standard pre-defined format. The client application can then process the response data to complete the subsequent workflow.

In order to access the web service, a SOAP protocol, RESTful Services or plain XML is used and developers should be familiar with XML/JSON and have a basic understanding of web services. Please find a list of helping resources in the Appendix.

1.3 REQUIREMENTS – BUSINESS UNDERSTANDING

Developers who plan to connect their tools or services to MyDHL API should also have a closer look into DHL's product and services offering. More details about DHL products and services are available at www.dhl.com and your DHL Sales representative.

2. MYDHL API OVERVIEW OVERVIEW

There are some main points that must be noted before getting started with MyDHL API integration -

- The DHL customer web services consist of Port types and bindings that contain information about the service operation, service endpoints and service location.
- MyDHL API can used via SOAP & REST(visit developer.dhl.com/express for the REST documentation and discard this document including the endpoints)

2.1 WEB SERVICE DEFINITION LANGUAGE AND REFERENCE DOCUMENTS

These documents will be used to integrate to MyDHL API, including WSDL and SOAP UI project. **Your DHL contact can provide the production endpoint upon completion of certification testing.**

Reference	Description	Document
WSDL Description	RateRequest ShipmentRequest ShipmentDeleteRequest	See WSDL attached in this document or contact your DHL Express IT representative
WSDL Description	TrackingRequest	See WSDL attached in this document or contact your DHL Express IT representative
WSDL Description	DocumentRetrieve (ePOD)	See WSDL attached in this document or contact your DHL Express IT representative
WSDL Description	updateShipment	See WSDL attached in this document or contact your DHL Express IT representative
WSDL Description	requestPickup	See WSDL attached in this document or contact your DHL Express IT representative
WSDL Description	updatePickup	See WSDL attached in this document or contact your DHL Express IT representative
WSDL Description	addressValidate	See WSDL attached in this document or contact your DHL Express IT representative
WSDL Description	requestIdentifier	See WSDL attached in this document or contact your DHL Express IT representative

WSDL Description	uploadInvoiceData	See WSDL attached in this document or contact your DHL Express IT representative
WSDL Description	documentImageRequest	See WSDL attached in this document or contact your DHL Express IT representative

Service endpoints on the Test Environment	
Service name	Endpoint
RateRequest ShipmentRequest ShipmentDeleteRequest	https://wsbexpress.dhl.com/sndpt/expressRateBook
TrackingRequest	https://wsbexpress.dhl.com/sndpt/gLDHLExpressTrack
DocumentRetrieve (ePOD)	https://wsbexpress.dhl.com/sndpt/getePOD
updateShipment	https://wsbexpress.dhl.com/sndpt/updateShipment
requestPickup	https://wsbexpress.dhl.com/sndpt/requestPickup
updatePickup	https://wsbexpress.dhl.com/sndpt/updatePickup
addressValidate	https://wsbexpress.dhl.com/sndpt/addressValidate
requestIdentifier	https://wsbexpress.dhl.com/sndpt/requestIdentifier
uploadInvoiceData	https://wsbexpress.dhl.com/sndpt/uploadInvoiceData
documentImageRequest	https://wsbexpress.dhl.com/sndpt/documentImageRequest

Testing DHL Web Services with SOAP UI

The product SoapUI (<http://www.soapui.org/>) provides advanced support for testing Web Services. Prior to development cycle, this tool can be used to independently verify the DHL services in a test environment, and provide verification and context during the system development life cycle. It is also useful in providing functionality context to the consumer prior to development and independently validating security credentials.

Validation of the Input Data

The input data for MyDHL API is validated in several steps. The first step is general XML validation based on data cardinality and data content restrictions defined by the request message format (i.e. schema validation). In a second step, several business rules are applied on the passed data. The results of these validations are placed in the result message of the service operation. The service operation always delivers a result message. All errors or validation errors are stored in this result messages. Please refer to the Appendix for complete list of error codes.

2.2 SECURITY AND AUTHENTICATION

External Web Service calls from the customer to DHL will be handled through the DHL Web Services Broker. The Web Services Broker is an XML and web services gateway used by DHL providing governance, security, virtualization, and enhanced performance for web service transactions.

The primary transport protocol for these calls is https (standard port 443). For this solution, the DHL Web Service Broker will validate that the messages are well formed and provide security and data encryption. DHL utilizes WS-Security features of the SOAP protocol.

Authentication using WS-Security

WS-Security offers a general-purpose mechanism for associating security tokens with message content. The specification defines three approved token types, but for the purposes of these services, UsernameToken will be used.

For example, the UsernameToken Profile describes how a Web service client can supply a UsernameToken as a way to identify the requestor by a username and by supplying a password. The SOAP header also requires the setting of Password Type as 'PasswordText'. The following XML snippet shows a sample WS-Security UsernameToken:

```
<wsse:UsernameToken wsu:Id="Example">
  <wsse:Username> ... </wsse:Username>
  <wsse:Password Type="..."> ... </wsse:Password>
  <wsse:Nonce EncodingType="..."> ... </wsse:Nonce>
  <wsu:Created> ... </wsu:Created>
</wsse:UsernameToken>
```

To authenticate using WS-Security for DHL Web Services, the consumer would need to add a SOAP header to the SOAP envelope. This header would contain the WS-Security information.

For more information about this please take a look into <http://docs.oasis-open.org/wss/>

User access rights

The applicable statement for user access relates to the authentication properties enforced at the web service broker. Authentication details will be stored on the Web Service broker as a configuration, and this solution assumes the customer will have established integration credentials at application level. Credentials will not be managed at the customer user level.

Example:

Customer XYZ is building a web portal ABC with internal user administration. This web portal will call MyDHL API. Just the application itself will get access to MyDHL API and not each user registered in the application ABC.

How to get access?

The authentication credentials will be provided by your DHL point of contact for the integration project.

3. WHAT WEB SERVICES OPERATIONS ARE AVAILABLE?

For the orchestrated DHL web services offering, there are the following operations available for use.

- a) **RateRequest** – This service allows the customer to
 - a. Input characteristics about a *prospective* shipment, and outputs the corresponding available DHL products, along with rate estimates and estimated delivery date/time.
 - b. Get Total Landed Cost calculation based on provided product characteristics.
- b) **ShipmentRequest** – This service allows the customer to input characteristics about a *requested* shipment and pickup, and outputs reference information (waybill and piece ID) as well as a shipping label. If a pickup has been requested then the pickup confirmation number will also be sent back as an output.
- c) **ShipmentDeleteRequest** – This service allows the customer to request the deletion of a pickup, if it was requested in the original ShipmentRequest.
- d) **TrackingRequest** – This service allows the customer to input specific waybill numbers, and outputs tracking checkpoint information at the shipment or piece level.
- e) **DocumentRetrieve** – This service allows the customer to input parameters indicating which ePOD or ePODs is requesting and the content of the ePODs. The operation outputs the ePOD(s) as a base64 encoded string.
- f) **updateShipment** – This service allows the customer to add pieces to a previously created shipment that has not been picked up/scanned by DHL and is for the same day.
The term used for this process is Shipment Consolidation
- g) **requestPickup** – This service allows for a stand-alone pickup request to be sent to the DHL Express Customer Services team for Export and Import bookings.
- h) **updatePickup** – This service allows for a pickup initiated via MyDHL API to be modified
- i) **addressValidate** – This service validates DHL's nearest service area details for a certain origin or destination address in the input data.

- j) **requestIdentifier** – This service returns list of identifiers for different type of shipment usage. (authorization required by your local DHL Express IT representative to activate and forecasting of number usages)
- k) **uploadInvoiceData** – This service accepts Commercial Invoice details of a given shipment that may be needed for customs clearance.
- l) **documentImageRequest** – This service allows the customer to input parameters indicating the waybill number, shipper account number and the document image types to be searched from DHL Image Archive. The operation outputs the searched document image(s) as a base64 encoded string.

The services are called independently, but can also be used in concert (i.e. using output from one service as input into the next service) to meet the consumer requirements.

REST – visit developer.dhl.com/express for full REST documentation and discard this document.

4. RATEREQUEST

4.1 RATEREQUEST - DESCRIPTION

The Rate request will return DHL's product capabilities (products, services and estimated delivery time) and prices (where applicable) for a certain set of input data.

Using the shipper and receiver address as well as the dimension and weights of the pieces belonging to a shipment, this operation returns the available products and service including the shipping price (where applicable) and the potential delivery date considering the planned pickup date.

A shipment request can just be successfully executed (assuming the same input data) for a product and service combination which is returned by the rate request.

If the <LandedCost> segment is provided within the Request then the Service will return the Total Costs (Landed Costs) for all Items specified in the request.

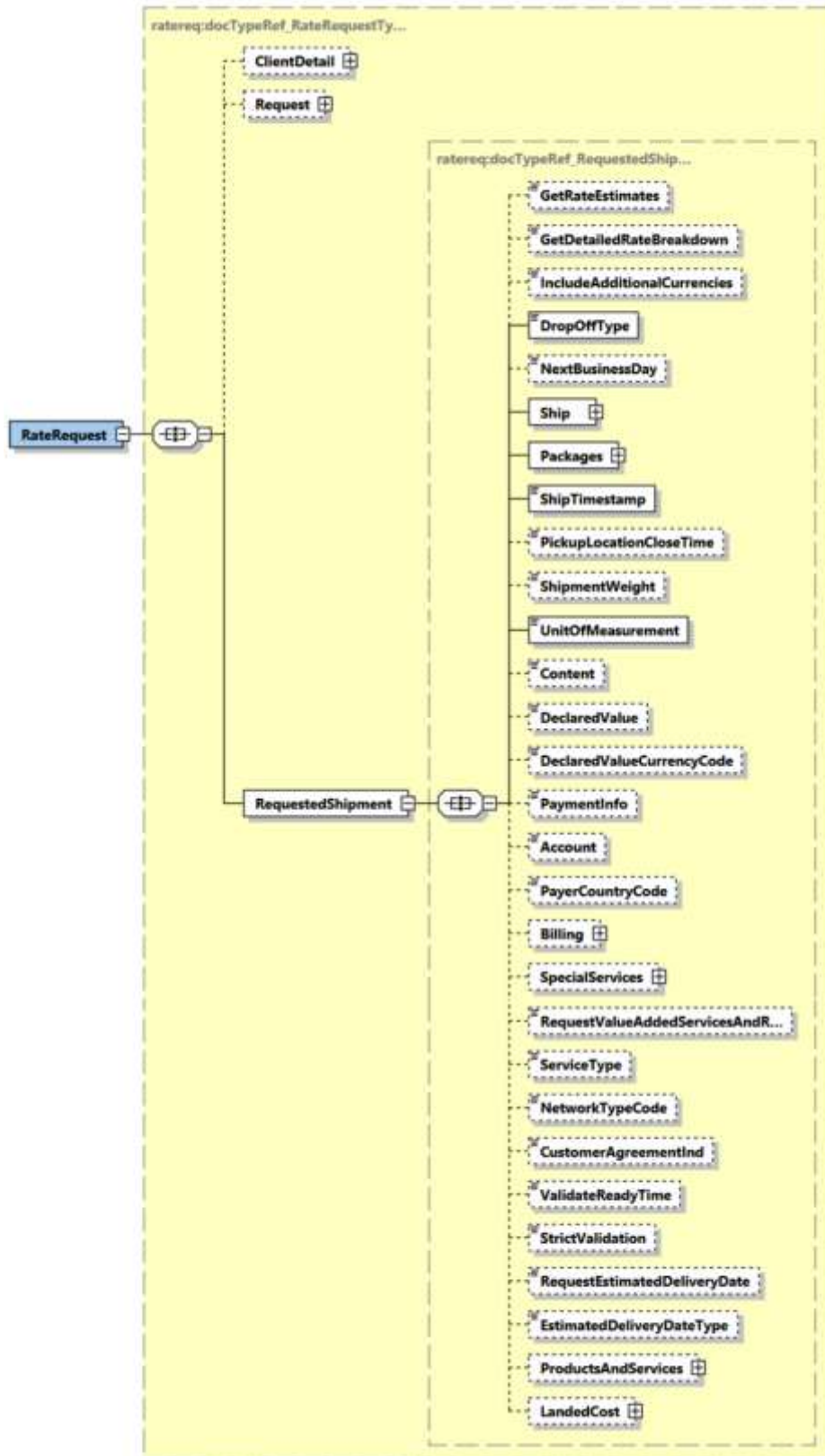
4.2 RATEREQUEST - INPUT

The following diagram shows an overview of the request input structure.

Within the RateRequest, the ClientDetail and Request are optional nodes for reference use, and does not affect functionality. The critical elements are contained within the RequestedShipment node.

4.2.1 RateRequest Schema Diagram

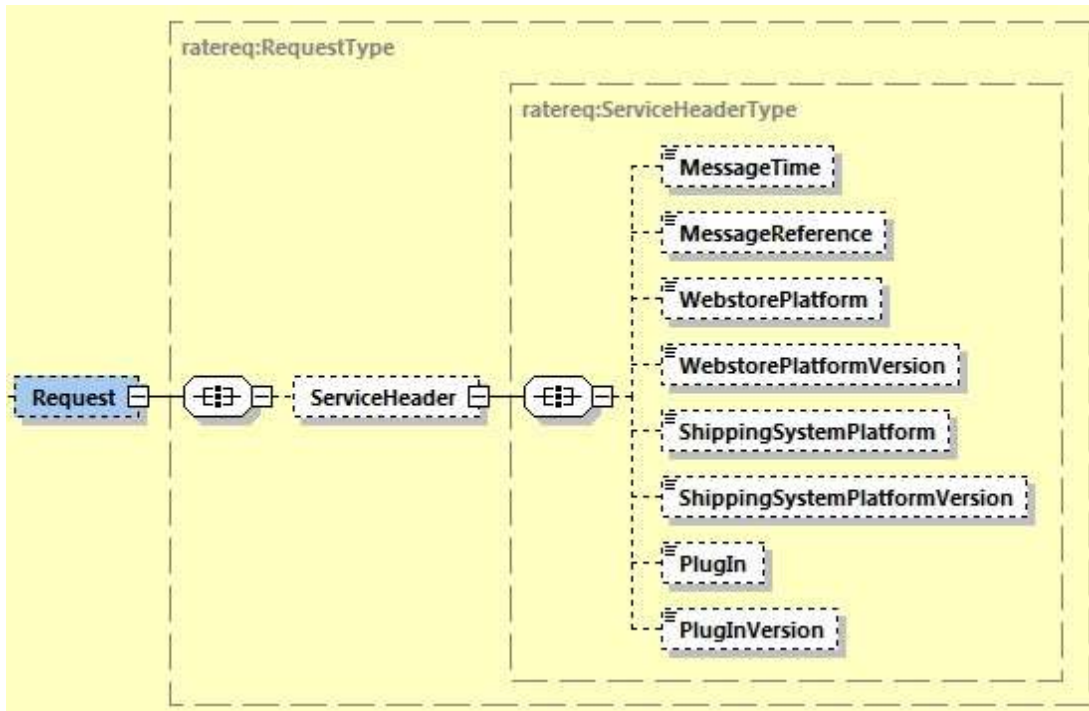
Each of the individual sections of RequestedShipment is represented below in the schema diagram, with context, and a detailed description of each field follows in the Input Field List.



4.2.2 RateRequest Input: Service Header

Optional section to populate information used to identify customer request for troubleshooting or tracking. DHL Express **recommends** that this information is provided. For Third party vendors/ecommerce this is mandatory to provide continuous support.

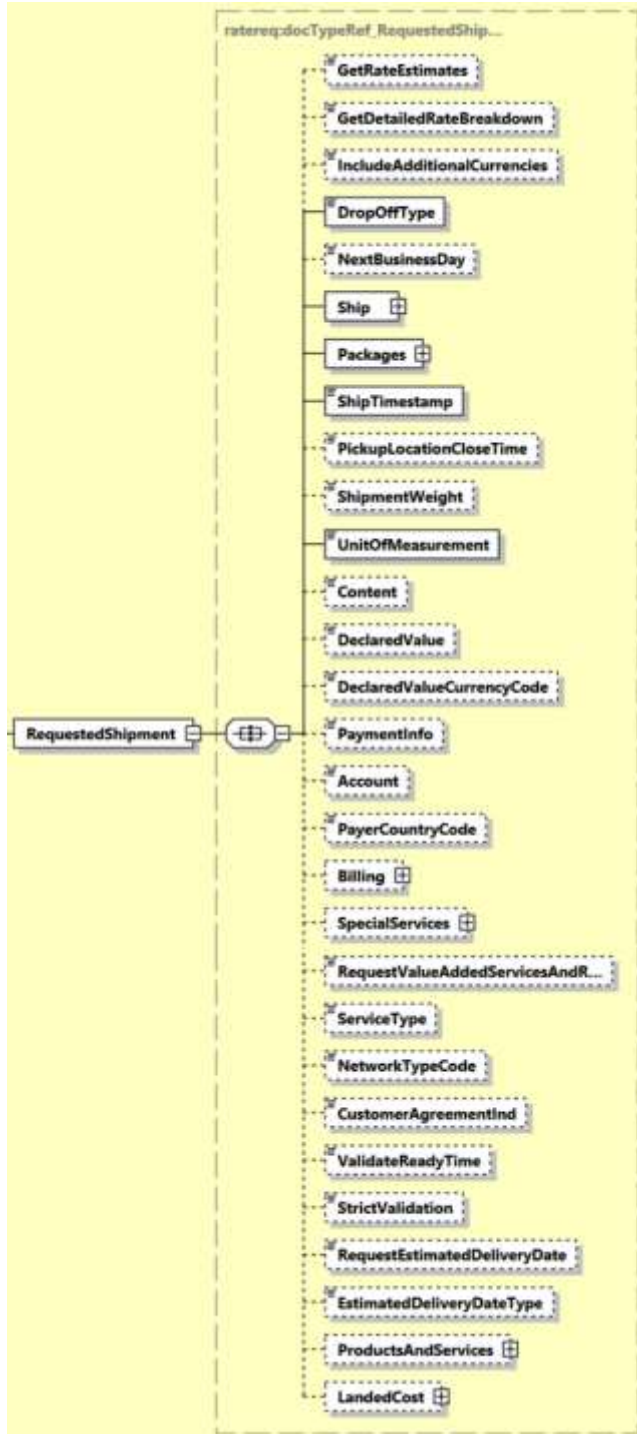
For Landed Cost Request the “<MessageTime>” and “<MessageReference>” is Mandatory.



4.2.3 RateRequest Input: RequestedShipment

This section is used to populate all the required data about the prospect shipment to have rates returned.

For LandedCost details please refer to section 4.2.27



4.2.4 RateRequest Input: GetRateEstimates

The GetRateEstimates element is used to provide options to return DHL products and services without showing the price. This will further improve response times for those who simply would like to know the available products and services that DHL offer for the prospective shipments. This element is **not to be used in combination with the LandedCost element**. There are three possible cases for this field.

- GetRateEstimates = Y – the response message will show all charges related to the DHL products and services
- GetRateEstimates = N – the response message will show all charges related elements as empty (0.00) for the available DHL products and services
- GetRateEstimates is not provided. If value is not provided for this field, the default value is Y. Hence, the response message will show charges for the related DHL products and services.
- When <LandedCost> elements are in the request, <GetRateEstimates> shouldn't be used in the Request Message. Otherwise, an error will be returned in the response message



4.2.5 RateRequest Input: GetDetailedRateBreakdown

The GetDetailedBreakdown element is used to to receive a detailed breakdown of charges including taxes and discounts. This element is not to be used in combination with the LandedCost element.

The possible values for this element are as below;

- GetDetailedRateBreakdown = Y – detailed product information will be returned such as transit days, shipment weight and origin/destination service area codes.
- GetDetailedRateBreakdown = N – a highlevel rate breakdown is shown with key information.
- When <LandedCost> elements are in the request, <GetDetailedBreakdown> shouldn't be used in the Request Message. Otherwise, an error will be returned in the response message.



4.2.6 RateRequest Input: IncludeAdditionalCurrencies

IncludeAdditionalCurrencies is used to provide options to return rates in other currencies such as provided by pickup location currency and base currency.

This element can return currencies based on 'BILLC' – billing currency, 'PULCL' – pickup location currency, 'BASEC' – base currency. The possible values for this element are as below;

- IncludeAdditionalCurrencies = Y, the response will return all the rates in Billing, PickupLocation and Base currency.
- IncludeAdditionalCurrencies = N, the response will return all the rates in Billing currency only.
- IncludeAdditionalCurrencies is not provided, the default value will be IncludeAdditionalCurrencies = N where the response will return all the rates in the Billing currency only.



4.2.7 RateRequest Input: DropOffType

The DropoffType is used to indicate whether a scheduled pickup is required as part of the consideration for the rate request. There are two possible values to indicate whether a pickup is considered. The possible values are as follows;

- REGULAR_PICKUP – The pickup location is already serviced by regularly scheduled courier pickup and an additional pickup does not need to be considered for this service.
- REQUEST_COURIER- The rating response returns products, for which the pickup capability is given, based on ShipmentTimeStamp.



4.2.8 RateRequest Input: NextBusinessDay

The NextBusinessDay field is used to indicate that the Rate Request process should query the next business day for available services if the current request is beyond cutoff, or occurs on a weekend or holiday. There are three possible use cases for this field.

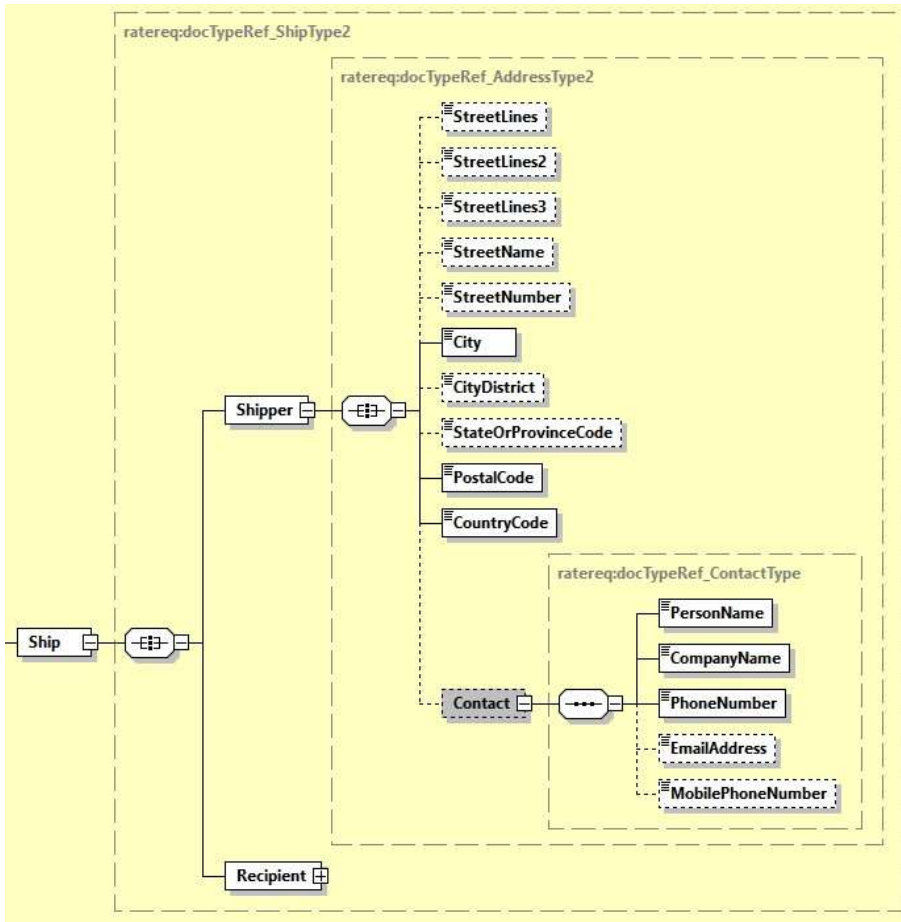
- NextBusinessDay is null (node not included) – This represents the base functionality. In this case, the process will filter out any services which has a pickup date <> to the requested ship date. For example, if the requested shipment date is a Monday, but the next available pickup date is a Tuesday, this option will not present these services.
- NextBusinessDay = N – This case will behave identically to the above null case.
- NextBusinessDay = Y – This case will provide services for the subsequent business day, if available.



4.2.9 RateRequest Input: Ship

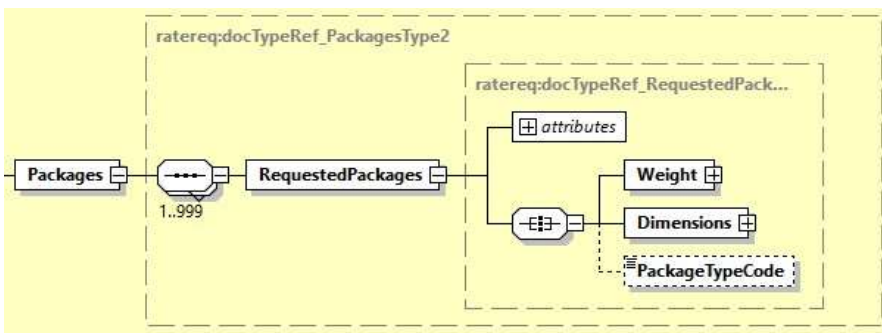
The Ship section outlines the shipper and receiver for the specific rate request. In the context to rate requests, the street address elements are not critical, since capability and rate are determined

based on city, postal code, and country code. Please note that the Shipper and Recipient structures are identical.



4.2.10 RateRequest Input: Packages

The Packages section details the weight and dimensions of the individual pieces of the shipment. For example, the shipper may tender a single shipment with multiple pieces, and each piece may have a distinct shipping label. In this context, a RequestedPackage node represents each individual piece, and there is a limitation of 999 RequestedPackage nodes in the request.



4.2.11 RateRequest Input: ShipTimeStamp

The ShipmentTimeStamp node is the date/time stamp (including GMT offset) when the shipment will be ready for shipping and tendered to the carrier, either as part of a scheduled pickup, regular

pickup, station dropoff, etc. Please note that the timestamp for this event does not represent the time of the execution of the service, and should not be considered a system event.



4.2.12 RateRequest Input: UnitOfMeasurement

The UnitOfMeasurement node conveys the unit of measurements used in the operation. This single value corresponds to the units of weight and measurement which are used throughout the message processing. The value of 'SI' corresponds to KG and CM, respectively, while the value of 'SU' corresponds to LB and IN, respectively.



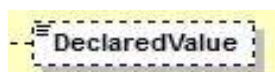
4.2.13 RateRequest Input: Contents

The Contents node details whether a shipment is non-dutiable (value DOCUMENTS) or dutiable (NON_DOCUMENTS). Depending on the nature of the contents of the shipment, if customs duties are applicable, different products may be offered by the DHL web services.



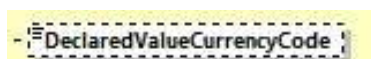
4.2.14 RateRequest Input: DeclaredValue

The DeclaredValue contains the value of the shipment. The field is optional decimal with a total length of 18 characters 3 corresponding to the fraction part.



4.2.15 RateRequest Input: DeclaredValueCurrencyCode

This is to specify the currency code for the declared value. It is an optional field with a length of 3 characters.



4.2.16 RateRequest Input: PaymentInfo

The PaymentInfo node details the potential terms of trade for this specific shipment, and the possible enumerated values for this field are;

- CFR – Cost And Freight
- CIF – Cost, Insurance and Freight
- CIP – Carriage And Insurance Paid To
- CPT – Carriage Paid To

- DAF – Delivered At Frontier
- DDP – Delivery Duty Paid
- DDU – Delivery Duty Unpaid
- DAP – Delivered At Place
- DEQ – Delivered Ex Quay (Duty Paid)
- DES – Delivered Ex Ship
- EXW – Ex Works
- FAS – Free Alongside Ship
- FCA – Free Carrier
- FOB – Free On Board



4.2.17 RateRequest Input: Account

The Account field details the DHL account number used for the rate request. When the account number is in this field, this account number serves as both the shipper account as well as payer account. DHL recommends to use the more robust “Billing” structure (detailed further below)



4.2.18 RateRequest Input: PayerCountryCode

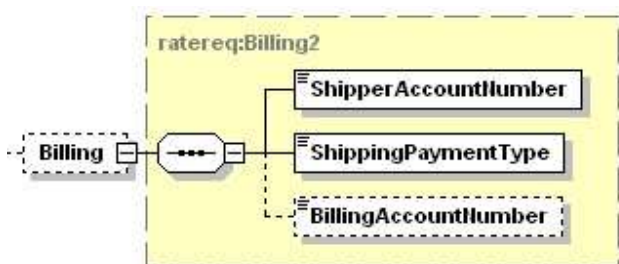
This field (when enabled by DHL Express) is to allow rate requests with no account number to be provided. If you need this function to enabled, please contact your DHL Express IT Consultant. DHL customers will receive the rate response if the request complies as below;

- Customer is enabled AND Account number is not provided AND PayerCountryCode is provided – the charges will be calculated by using country-default account number (standard country rates)



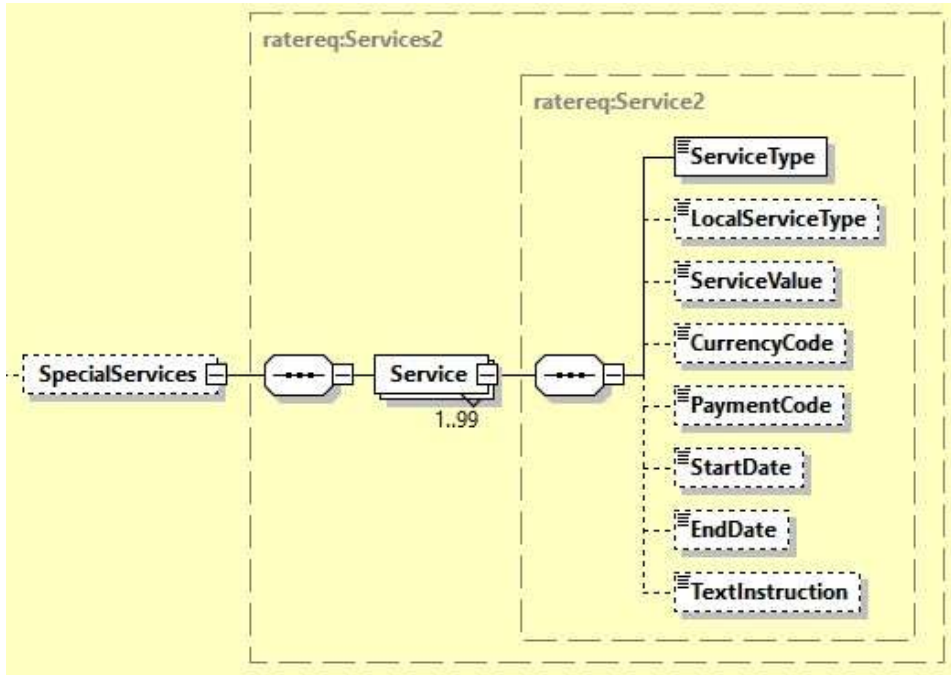
4.2.19 RateRequest Input: Billing

The Billing structure functions as a more robust alternative to the single Account field, and allows for using a payer account different than the shipper account (to allow for bill-to receiver or bill-to third party). The web service requestor should use either the Account field or the Billing structure to communicate account information, and DHL recommends this Billing structure.



4.2.20 RateRequest Input: SpecialServices

The SpecialServices section communicates additional shipping services, such as Insurance (or Shipment Value Protection).



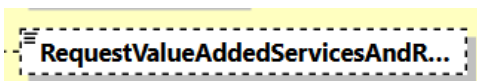
4.2.21 RateRequest Input: RequestValueAddedServicesAndRuleGroups

When the flag value is "Y" all the additional services available for the product selected will be returned plus all the additional services rule groups to be adhered to for the product selected will be returned.

Accepted values are **Y, N**:

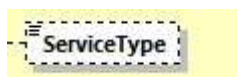
- **Y** – to return list of all value added services plus rule groups
- **N** – to not return list of value added services and rule groups

The default value is "N".



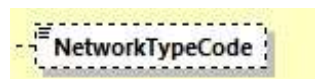
4.2.22 RateRequest Input: ServiceType

If you wish to retrieve the rates and capability for a specific DHL product then provide this in the ServiceType element. Only the product provided will be validated.



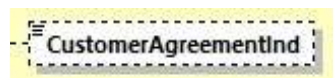
4.2.23 RateRequest Input: NetworkTypeCode

The NetworkTypeCode field is used to filter the facility network type code. The default value is “AL” (return all products).”DD” for Economy Select products and “TD” for Time Definite products



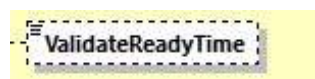
4.2.24 RateRequest Input: CustomerAgreementInd

This element is used for filtering standard and non-standard products. If the value is “N”, the response message will return the standard products only. The default value for this field is “Y”.



4.2.25 RateRequest Input: ValidateReadyTime

ValidateReadyTime is used to validate the ready time for the shipment to be picked up from the customer against the pickup window start on Economy Select products. The default value is “N”, where MyDHL API will NOT validate the shipment to be picked up from customer against pickup window start.



4.2.26 RateRequest Input: StrictValidation

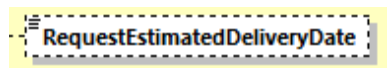
StrictValidation indicates strict validation of address details, and any products and services provided in request.

Accepted Values are **Y** or **N**. Default if not provided is **N**.



5.2.32 RateRequest Input: ShipmentInfo RequestEstimatedDeliveryDate

The RequestEstimatedDeliveryDate node is an optional field to have Estimated Delivery Date (EDD) details in the shipment response. The default value is Y, where additional fields related to Estimated Delivery Date is included in response.



5.2.33 ShipmentRequest Input: ShipmentInfo EstimatedDeliveryDateType

There are two options of EDD type – QDDF or QDDC. The default is QDDF.

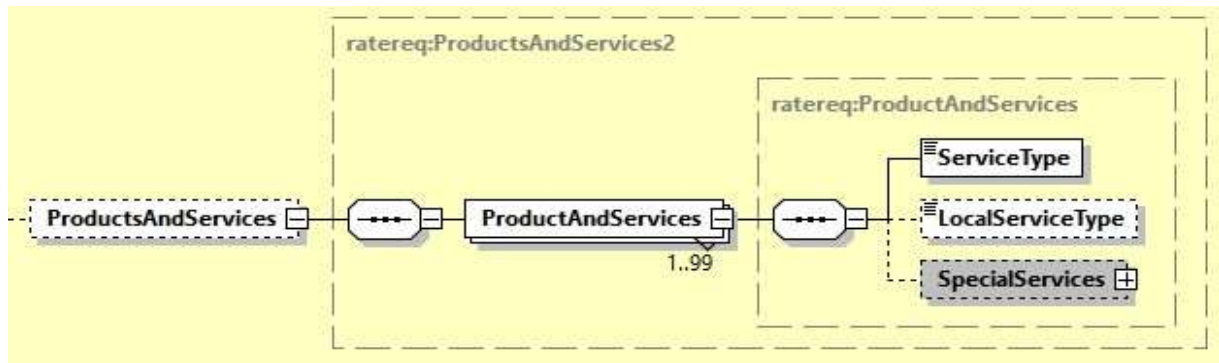
QDDC - constitutes DHL's service commitment as quoted at booking/shipment creation. QDDC builds in clearance time, and potentially other special operational non-transport component(s), when relevant.

QDDF - is the fastest ("docs") transit time as quoted to the customer at booking or shipment creation. When clearance or any other non-transport operational component is expected to impact transit time, QDDF does not constitute DHL's service commitment.



4.2.27 RateRequest Input: ProductAndServices

ProductsAndServices section is used to query multiple products and combination of special services. This element cannot be use in combination of <SpecialServices> section and <LandedCost> section in the request message. The web service request should use either the ServiceType and SpecialServices field or the ProductsAndServices structure to retrieve rates and capability for a specific DHL product, and DHL recommends the ProductsAndServices structure.



4.2.28 RateRequest Input: LandedCost

The Landed Cost section allows further information around products being sold to be provided. In return the duty, tax and shipping charges are calculated in real time and provides transparency about any extra costs the buyer may have to pay before they reach them.

If Freight charges are not provided in the request then the ServiceType (DHL Express Product Code) has to be provided.

GetItemCostBreakdown – if set to “Y” the service returns the Landed Cost quotation with all breakdowns for all Items.

ShipmentCurrencyCode - currency code for the item price (the product being sold) and freight charge. The Landed Cost calculation result will be returned in this defined currency.

ShipmentPurpose - Purpose of the shipment. PERSONAL, COMMERCIAL.

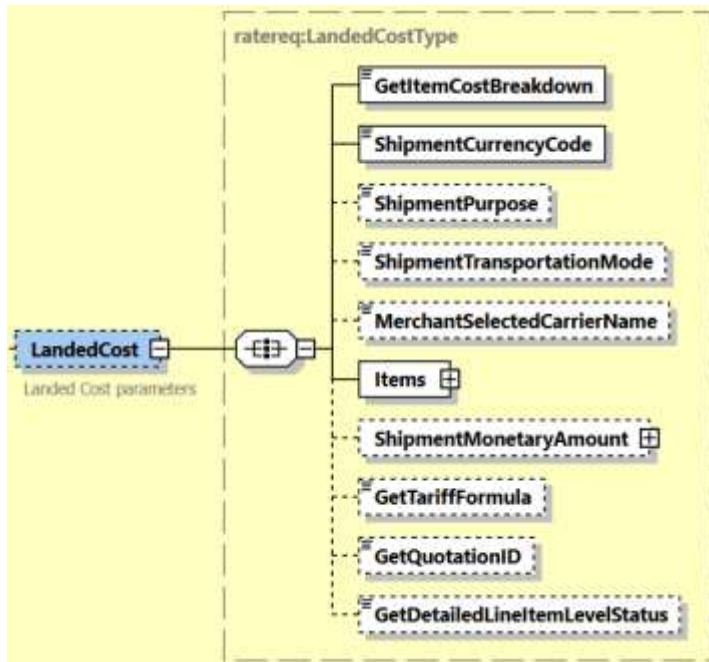
ShipmentTransportationMode - Mode of transportation – “AIR”, “OCEAN” and “GROUND”.

MerchantSelectedCarrierName – Name of the carrier being shipped with (DHL, UPS, FEDEX, TNT, POST or OTHERS).

GetTariffFormula – if set to “Y”, the service returns the Tariff Rate Formula for the duty/tax/fee calculation on Line Item Level and/or Shipment Level. To receive the Line Item and/or Shipment Level Tariff Formula it is also mandatory to provide the <GetItemCostBreakdown> element value “Y”.

GetQuotationID – if set to “Y”, the service returns the unique quotation id for successful landed cost estimation which may be used internally to correlate the estimated landed cost and actual cost charged.

GetDetailedLineItemLevelStatus – if set to “Y”, the service returns error details with line item number which helps to identify the respective Item Number segment caused issue.



Duty and Tax is billed outside destination (DTP)

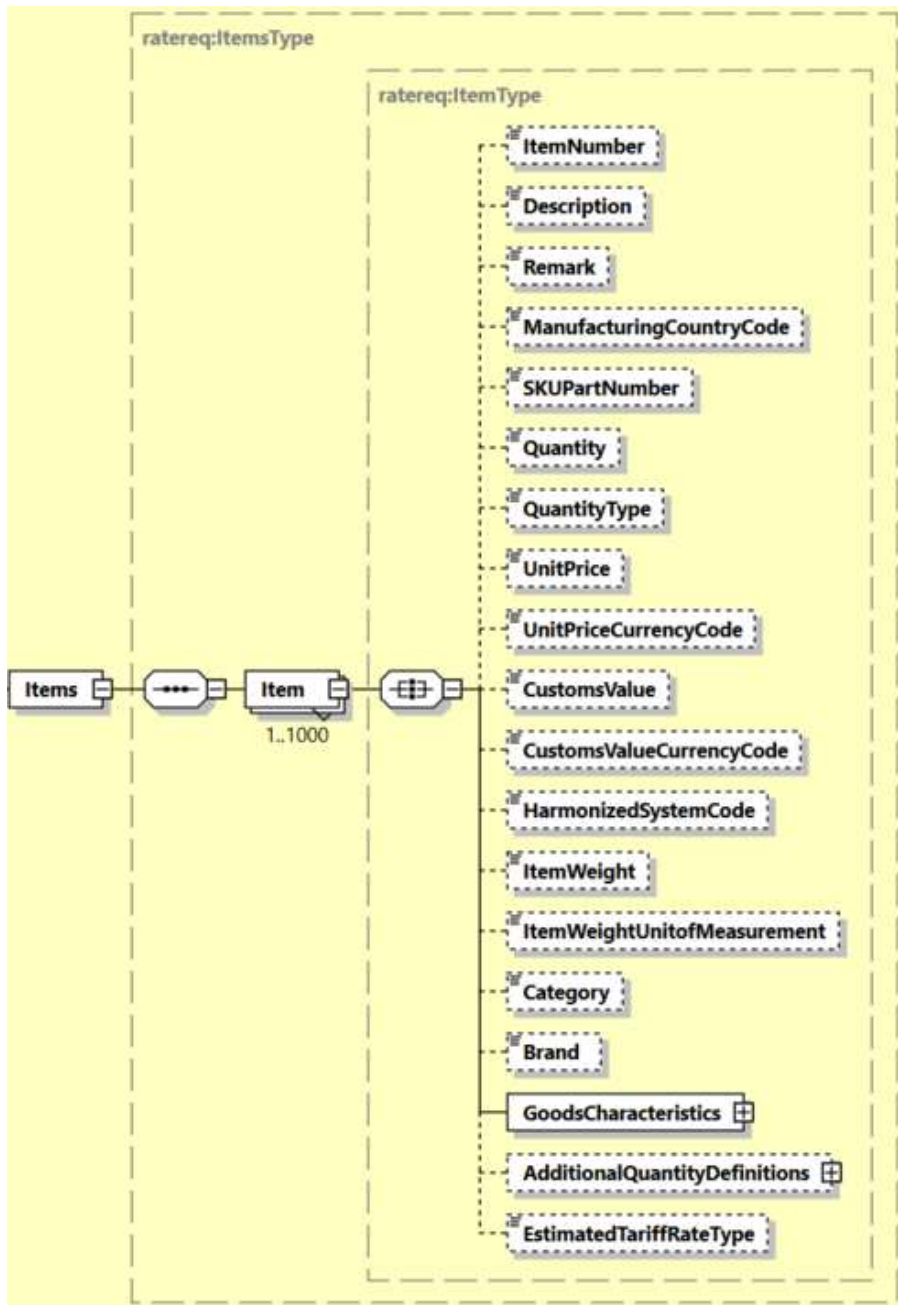
In this case the request for the LandedCost requires Special Services segment – the Service Code for DTP service is “DD” (please refer to section 4.2.20).

```
<SpecialServices>  
  <Service>  
    <ServiceType>DD</ServiceType>  
  </Service>  
</SpecialServices>
```

If the duties and taxes are billed at destination then the Special Services segment with Service Code “DD” is not required.

4.2.28 Rate Request Input: LandedCost – Items

This section describes all Items to get the Total Landed Costs. As an example this information could be found on your Commercial invoice.



4.2.29 Rate Request Input: LandedCost – Items/Item/GoodsCharacteristics

Regulatory bodies in some countries may apply additional fees based on the characteristics of the goods being sold. We recommend to provide this information.

For example:


```

<Ln>
  <InNo>1</InNo>
  <RespStatus>
    <Svc>0</Svc>
    <MagClq>200003</MagClq>
    <MagClq>GTS</MagClq>
    <Dec>CHAR</Dec>
    <Dt1Dec>Required characteristics TOBACCO_TYPE value is missing. (TOBACCO_TYPE CHARACTERISTIC IS MISSING)</Dt1Dec>
  </RespStatus>
</Ln>

```

GoodsCharacteristic Codes are stored within Trade system and directly related to HS Codes.

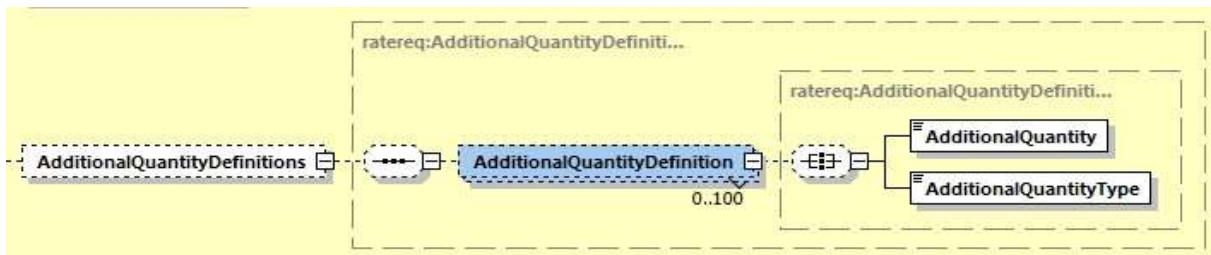
This section is **mandatory**; and therefore at least one characteristic is required (even with EMPTY Code and Value).



4.2.30 Rate Request Input: LandedCost – Items/Item/AdditionalQuantityDefinitions

For some Items additional quantity type has to be provided on top of specified under QuantityType.

Please refer to [RateRequest LandedCost AdditionalQuantityType allowed values](#)

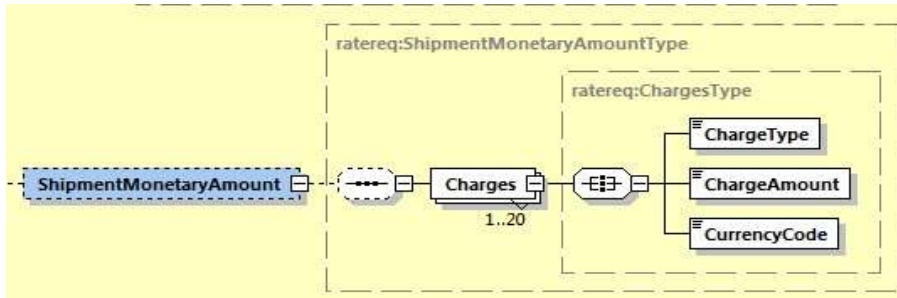


4.2.31 Rate Request Input: LandedCost – ShipmentMonetaryAmount

Should you wish to aggregate additional charges such as Insurance or Freight the please provide this here and then total sum including the additional charges will be provided in the Total Landed Cost. Allowed types are:

- “FREIGHT”
- “ADDITIONAL_CHARGE”
- “INSURANCE”

If the “FREIGHT” charge is not provided then the ServiceType has to be populated.



4.3 RATEREQUEST – INPUT FIELD LIST

Rate Request fields	Mandatory /Optional	Value constraints	Comments
RateRequest			
RateRequest/ClientDetail			
ssso	0		This field is for internal use only
plant	0		This field is for internal use only
RateRequest/Request			
RateRequest/Request/ServiceHeader (0:1)			
MessageTime	0 (M)	TIMESTAMP	Timestamp when the request has been created. Mandatory when Landed Cost is requested. Format: YYYY-MM-DD(T)hh:mm:ssGMTTIMEOFFSET e.g. 2010-11-24T00:17:20+01:00
MessageReference	0 (M)	AN 36	Used for tracking purpose on the customer side. The same ID will be returned within response per request if it is provided. Mandatory when Landed Cost is requested.
WebstorePlatform	0	AN 20	Reserved for Third Party Vendors identification

WebstorePlatformVersion	O	AN 15	Reserved for Third Party Vendors identification
ShippingSystemPlatform	O	AN 20	Reserved for Third Party Vendors identification
ShippingSystemPlatform Version	O	AN 15	Reserved for Third Party Vendors identification
PlugIn	O	AN 20	Reserved for Third Party Vendors identification
PlugInVersion	O	AN 15	Reserved for Third Party Vendors identification
RateRequest/RequestedShipment			
GetRateEstimates	O	“Y”, “N”	<p>This element is to provide customers with options to see DHL products and services without price. This improves response times for the requests.</p> <p>If this optional tag is used then the default value of Y is used to show rates in the billing account currency.</p>
GetDetailedRateBreakdown	O	“Y”, “N”	<p>This option is to receive a breakdown of charges including taxes and discounts.</p> <p>The default value is N, a high level breakdown is provided then.</p>
IncludeAdditionalCurrencies	O	“Y”, “N”	<p>To show charges in other currencies.</p> <p>When the <IncludeAdditionalCurrencies> value is “Y”, value of currencies will be returned based on below ;</p> <ul style="list-style-type: none"> - ‘BILLC’, billing currency - ‘PULCL’, country public rates currency - ‘BASEC’, base currency <p>The default value is N, response to show TotalNet and all other rates in Billing currency only.</p>
DropOffType	M	Enumerated	<p>Possible values:</p> <p>REGULAR_PICKUP, the pickup location is already served by a</p>

			regular courier and an additional pickup does not need to be considered for this service REQUEST_COURIER, the rating response returns products for which the pickup capability is given, based on ShipmentTimeStamp.
NextBusinessDay	O	AN 1	If set to Y then the query will check the Next business day for products and services if your requested shipping date does not provide any products and services. Possible values include Y, N
ShipTimestamp	M	TIMESTAMP	This timestamp identifies the ready date and time of the rated shipment. It needs to be provided in the following format with GMT offset YYYY-MM-DDTHH:MM:SSGMT+k 2010-02-26T17:00:00GMT+01:00 If the date is on a public holiday, sunday or any other day where there is no pickup Capability for DHL Express then no products and services will be returned.
PickupLocationCloseTime	O	AN 26	For future use
UnitOfMeasurement	M	Enumerated	Possible values: - SI, international metric system (KG, CM) - SU, United States system of measurement (LB, IN) The unit of measurement for the dimensions of the package.
Content	O	Enumerated	Possible values : - DOCUMENTS - NON_DOCUMENTS
DeclaredValue	O	N 18.3	Declared value of the shipment
DeclaredValueCurrencyCode	O	AN 3	3 character currency code for the declared value
PaymentInfo	M	Enumerated	The Incoterms applicable to your shipment.

			<p>Possible values:</p> <ul style="list-style-type: none"> - CFR, Cost And Freight - CIF, Cost, Insurance and Freight - CIP, Carriage And Insurance Paid To - CPT, Carriage Paid To - DAF, Delivered At Frontier - DDP, Delivery Duty Paid - DDU, Delivery Duty Unpaid - DAP, Delivered At Place - DEQ, Delivered Ex Quay (Duty Paid) - DES, Delivered Ex Ship - EXW, Ex Works - FAS, Free Alongside Ship - FCA, Free Carrier - FOB, Free On Board
Account	M	AN 12	<p>The DHL account number that is used for the shipment. Internally attached to this account are the customer specific rates. Please note if you use the <Account> tag then the Billing section below is not needed.</p>
PayerCountryCode	O	AN 2	<p>The country code of the payer. This field is to allow rate requests with no account number provided.</p> <p>It is mandatory to provide this input field if DHL customers want to request for standard country rates but no account number is provided.</p> <p>This function needs to be enabled for your username by your DHL Express IT Consultant.</p>
RequestValueAddedServicesAndRuleGroups	O	"Y", "N"	<p>When the flag value is "Y" all the additional services available for the product selected will be returned plus all the additional services rule groups to be adhered to for the product selected will be returned.</p> <p>Accepted values are Y and N:</p>

			<p>Y – to return list of all value added services plus rule groups</p> <p>N – to not return list of value added services and rule groups</p>
ServiceType	O (M)	AN 6	DHL Product Code used to ship the items; If Freight charges are not provided in the Landed Cost request then the ServiceType (DHL Express Product Code) has to be provided.
NetworkTypeCode	O	"AL", "DD", "TD"	<p>The NetworkTypeCode field is used to filter facility network type code.</p> <p>The default value is AL, return all products. DD is for Economy Select products and TD for Time Definite products.</p>
CustomerAgreementInd	O	"Y", "N"	<p>Customer agreement indicator for product and services. This field is for filtering agreement and non-agreement products.</p> <p>The default value is 'Y'. All standard and non-agreement products will be returned.</p> <p>An example of a customer agreement product is Medical Express.</p>
ValidateReadyTime	O	"Y", "N"	Validate ready time against pickup window start on Economy Select products.
StrictValidation	O	"Y", "N"	<p>Indicates strict validation of address details, and any products and services provided in request.</p> <p>Accepted Values are Y or N. Default if not provided is N.</p>
RequestEstimatedDeliveryDate	O	Enumerated	<p>To request for an estimated delivery date (EDD) in the shipment response. The default value is 'Y'.</p> <p>Possible values:</p> <ul style="list-style-type: none"> - Y, the response message will include EDD

			- N, the response message will not contain any EDD information
EstimatedDeliveryDateType	O	Enumerated	<p>Possible values:</p> <p>QDDC – includes in clearance time, and potentially other special operational non-transport component(s), when relevant.</p> <p>QDDF - is the fastest ("docs") transit time as quoted to the customer at booking or shipment creation.</p> <p>The default value is 'Y'.</p>
RateRequest/RequestedShipment/Ship			
RateRequest/RequestedShipment/Ship/Shipper			
StreetLines	O	AN 45	Shipper street name and number
StreetName	O	AN 250	Shipper street name if you wish to break StreetLines into Street Name and number instead of using the StreetLines element.
StreetNumber	O	AN 50	Shipper street number if you wish to break StreetLines into Street Name and number instead of using the StreetLines element.
StreetLines2	O	AN 45	Shipper additional address information
StreetLines3	O	AN 45	Shipper additional address information
City	M	AN 45	Shipper city name
CityDistrict	O	AN 45	Shipper city district/county name
StateOrProvinceCode	O	AN 2	2 letter state code for the USA only
PostalCode	M	AN 12	Shipper postal code
CountryCode	M	AN 2	ISO 2 character codes of the Shipper country.
RateRequest/RequestedShipment/Ship/Shipper/Contact			
PersonName	M	AN 255	A contact name of a person who will ship the shipment.
CompanyName	M	AN 100	The company name shipping

PhoneNumber	M	AN 70	The contact person phone number. In case of questions, this person can be called by the courier.
EmailAddress	O	AN 70	The email address of the contact person. Has to be a valid formatted email address
MobilePhoneNumber	O	AN 70	The mobile phone number of the contact person.
RateRequest/RequestedShipment/Ship/Recipient			
StreetLines	O	AN 45	Recipient street name and number
StreetName	O	AN 250	Receiver street name if you wish to break StreetLines into Street Name and number instead of using the StreetLines element.
StreetNumber	O	AN 50	Receiver street number if you wish to break StreetLines into Street Name and number instead of using the StreetLines element.
StreetLines2	O	AN 45	Recipient additional address information
StreetLines3	O	AN 45	Recipient additional address information
City	M	AN 45	Recipient city name
CityDistrict	O	AN 45	Recipient city district/county name
StateOrProvinceCode	O	AN 2	2 Letter State code for the USA only
PostalCode	M	AN 12	Recipient postal code
CountryCode	M	AN 2	ISO 2 character codes of the Receiver country.
RateRequest/RequestedShipment/Ship/Recipient/Contact			
PersonName	M	AN 255	A contact name of a person who will receive the shipment.
CompanyName	M	AN 100	The company receiving the shipment.
PhoneNumber	M	AN 70	The contact person phone number. In case of questions, this person can be called by the courier.

EmailAddress	O	AN 70	The email address of the contact person.
MobilePhoneNumber	O	AN 70	The mobile phone number of the contact person.
RateRequest/RequestedShipment/Packages (1:1)			
RateRequest/RequestedShipment/Packages/RequestedPackages (1:999)			
@number	M	N	Will be used as Piece Sequence number and returned in the response.
PackageTypeCode	O	AN 3	Global package type Valid enumeration; Please contact your DHL Express representative if you wish to use a DHL specific package otherwise ignore this element. <ul style="list-style-type: none"> - 3BX - 2BC - 2BP - CE1 - 7BX - 6BX - 4BX - 2BX - 1CE - WB1 - WB3 - XPD - 8BX - 5BX - WB6 - TBL - TBS - WB2
RateRequest/RequestedShipment/Packages/RequestedPackages/Weight			
Value	M	N 15.3	Weight of the individual pieces/packages the rating request is for. Minimum allowed weight is 0.1kg – please see your DHL

			Account rate card for more information on minimum and maximum weights per piece.
RateRequest/RequestedShipment/Packages/RequestedPackages/Dimensions			
Length	M	10.3 D	Length of the piece listed.
Width	M	10.3 D	Width of the piece listed.
Height	M	10.3 D	Height of the piece listed.
RateRequest/RequestedShipment/Billing			
ShipperAccountNumber	M	AN 12	The DHL account number used for the shipment. Used as the shipper account number. Please note if you use this billing section then the above <Account> tag is not needed. <ShipperAccountNumber> is mandatory then.
ShippingPaymentType	M	AN 1	Possible values: - S (use ShipperAccountNumber as payer) - R (use BillingAccountNumber as bill-to receiver account number) - T (use BillingAccountNumber as bill-to third party account number) Please note if you use value R or T in this tag then the next tag <BillingAccountNumber> is also mandatory
BillingAccountNumber	O	AN 12	The DHL account number used for the shipment, if ShippingPaymentType is equal to R or T.
RateRequest/RequestedShipment/SpecialServices			
RateRequest/RequestedShipment/SpecialServices/Service (1:99)			
ServiceType	M	AN 6	Enter II if you wish to get a quote for Insurance with your prospect shipment. If not needed then leave the SpecialServices section out. Note: Insurance Charge is only applicable for the RateRequest service

LocalServiceType	O	AN 3	The DHL local or country specific Product Code used to ship the items
ServiceValue	O	N 18.3	Monetary value of service (e.g. Insured Value) – this is needed if you wish to get a quote on Insurance with your prospect shipment
CurrencyCode	O	AN 3	Currency code) – this is needed if you wish to get a quote on Insurance with your prospect shipment
PaymentCode	O	AN 3	For future use.
StartDate	O	Date	For future use.
EndDate	O	Date	For future use.
TextInstruction	O	AN 50	For future use.
RateRequest/RequestedShipment/ProductsAndServices			
RateRequest/RequestedShipment/ProductsAndServices/ProductAndServices (0:99)			
ServiceType	M	AN 6	The shipping product requested for this shipment, corresponding to the DHL Global Product codes.
LocalServiceType	O	AN 3	DHL “local / country specific” Product Code used to ship the items.
RateRequest/RequestedShipment/ProductsAndServices/ProductAndServices/SpecialServices			
RateRequest/RequestedShipment/ProductsAndServices/ProductAndServices/SpecialServices /Service (0:99)			
ServiceType	M	AN 6	Enter II if you wish to get a quote for Insurance with your prospect shipment. If not needed then leave the SpecialServices section out.
LocalServiceType	O	AN 3	The DHL local or country specific Product Code used to ship the items
ServiceValue	O	N 18.3	Monetary value of service (e.g. Insured Value) – this is needed if you wish to get a quote on Insurance with your prospect shipment
CurrencyCode	O	AN 3	Currency code) – this is needed if you wish to get a quote on Insurance with your prospect shipment
PaymentCode	O	AN 3	For future use.
StartDate	O	Date	For future use.
RateRequest/RequestedShipment/LandedCost			
GetItemCostBreakdown	M	Enumerated	Allowed values “Y” - item cost breakdown will be returned, “N” -

			item cost breakdown will not be returned
ShipmentCurrencyCode	M	AN 3	Currency code for the item price (the product being sold) and freight charge. The Landed Cost calculation result will be returned in this defined currency
ShipmentPurpose	O	Enumerated	Possible values: "COMMERCIAL" – B2B "PERSONAL" – B2C
ShipmentTransportation Mode	O	Enumerated	Possible value: "AIR" "OCEAN" "GROUND"
MerchantSelectedCarrier Name	O	Enumerated	Carrier being used to ship with. Allowed values are: "DHL", "UPS", "FEDEX", "TNT", "POST", "OTHERS"
GetTariffFormula	O	Enumerated	Possible value: "Y", returns line item level and/or shipment level Tariff Formula. To receive the Line Item and/or Shipment Level Tariff Formula it is also mandatory to provide the <GetItemCostBreakdown> element value "Y". "N"(default), Tariff Formula will not be returned.
GetQuotationID	O	Enumerated	Possible value: "Y", returns quotation id in response. "N"(default), quotation id will not be returned in response.
GetDetailedLineItemLevelStatus	O	Enumerated	Possible value: "Y", returns line item number for error response.

			“N”(default), line item number will not be returned.
RateRequest/RequestedShipment/LandedCost/Items (1:1)			
RateRequest/RequestedShipment/LandedCost/Items/Item (1:1000)			
ItemNumber	O	N	Line item number
Description	O	AN 512	Description of the item.
Remark	O	AN 255	Item full description
ManufacturingCountryCode	O	AN 2	ISO Country code of the goods manufacturer
SKUPartNumber	O	AN 35	SKU number
Quantity	O	N 12.3	Total quantity of the item(s) to be shipped.
QuantityType	O	AN 20	Allowed values are “PRT” – Part/ Article “BOX” - Box
UnitPrice	O	20.5D	Product Unit price
UnitPriceCurrencyCode	O	AN 3	Currency code of the Unit Price
CustomsValue	O	N 18.3	Not used
CustomsValueCurrencyCode	O	AN 3	Not used
HarmonizedSystemCode	O	AN 18	HS Code identifies the item for the Import country to identify the import duty rate for the item. Can be provided with or without dots. Conditional Validation Logic: <i>HarmonizedSystemCode is mandatory if EstimatedTariffRateType ("DERIVED_RATE" or</i>

			"HIGHEST_RATE" or "LOWEST_RATE" or "CENTER_RATE") not provided in the request otherwise it is considered as Optional.
ItemWeight	0	N 15.3	Weight of the item
ItemWeightUnitofMeasurement	0	Enumerated	Unit of measurement – “SI” or “SU”
Category	0	AN 50	Product Category Code of the Item. Please refer to Appendix section RATEREQUEST LANDEDCOST CATEGORY CODES for possible values.
Brand	0	AN 50	Item’s brand
EstimatedTariffRateType	0	AN 25	Estimated Tariff Rate Type Possible Values: DEFAULT_RATE - Actual rate (either standard or preferential rate) is returned only if full Harmonized System Code (HS Code) is provided. Error is returned when full HS code is not provided. DERIVED_RATE - Actual rate is returned if full import Harmonized System code (HS Code) is provided otherwise default derived rate is returned. HIGHEST_RATE - Actual rate is returned if full import Harmonized System code (HS Code) is provided otherwise highest derived rate is returned. CENTER_RATE - Actual rate is returned if full import Harmonized System code (HS Code) is provided otherwise measure of center (mode/ average) derived rate is returned.

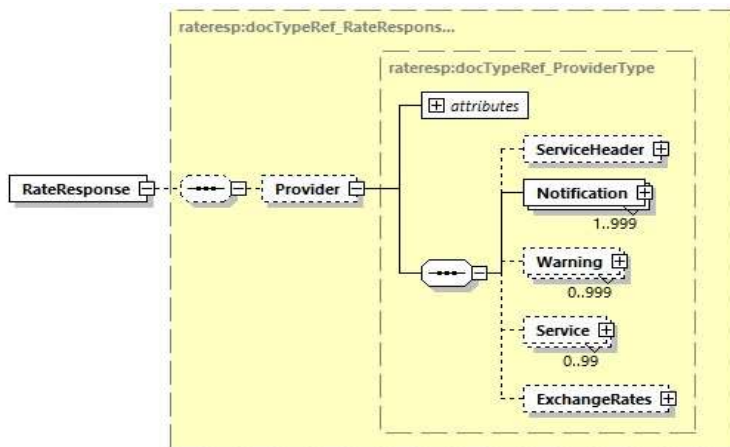
			<p>LOWEST_RATE - Actual rate is returned if full import Harmonized System code (HS Code) is provided otherwise lowest derived rate is returned.</p> <p><i>When none of the above is provided, returns actual rate (either standard or preferential rate) only if full HS code is provided. Error is returned when full HS code is not provided.</i></p>
RateRequest/RequestedShipment/LandedCost/Items/Item/GoodsCharacteristics (1:1)			
RateRequest/RequestedShipment/LandedCost/Items/Item/GoodsCharacteristics/GoodsCharacteristic (1:999)			
CharacteristicCode	M	AN 35	Please contact Express country representative to provide all applicable codes
CharacteristicValue	M	AN 50	Value related to the code
RateRequest/RequestedShipment/LandedCost/Items/Item/AdditionalQuantityDefinitions			
RateRequest/RequestedShipment/LandedCost/Items/Item/AdditionalQuantityDefinitions/AdditionalQuantityDefinition (0:100)			
AdditionalQuantity	M	N 15.3	An Item's additional quantity value: example is percent of alcohol
AdditionalQuantityType	M	AN 20	Item additional quantity value UOM: example PFL=percent of alcohol
RateRequest/RequestedShipment/LandedCost/ShipmentMonetaryAmount			
RateRequest/RequestedShipment/LandedCost/ShipmentMonetaryAmount/Charges (1:20)			
ChargeType	M	LIST	<p>The additional charges from merchant that they would like to aggregate and sum up as part of Total Landed Cost. Allowed values are:</p> <p>“FREIGHT”</p> <p>“ADDITIONAL_CHARGE”</p> <p>“INSURANCE”</p>

ChargeAmount	M	N 18.3	The total charge amount of the specific charge
CurrencyCode	M	AN 3	The currency code

4.4 RATEREQUEST - OUTPUT

The following diagram shows an overview of the rate response structure. The critical information to derive from this response are the notification codes for the response, the products returned, the estimated charges, and the expected delivery time for the shipment.

4.4.1 RateResponse Schema Diagram

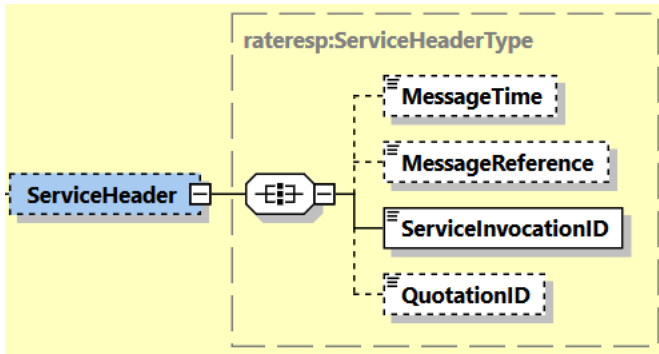


Each of the individual sections of Rate Response is represented below in schema diagram, with context, and a detailed description of each field follows in the Output Field List.

4.4.2 RateResponse Output: ServiceHeader

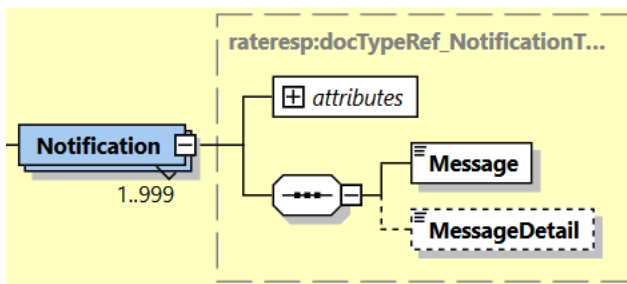
The ServiceHeader structure includes MessageReference which is taken from the request as well as MessageTime showing when the request has been processed on DHL side. The ServiceInvocationID is DHL internal Service invocation ID to expedite support. The QuotationID returns for every successful landed cost estimation only when it is requested in LandedCost segment of request message (<GetQuotationID>Y<GetQuotationID>).

This is only available when the LandedCost segment is part of the request.



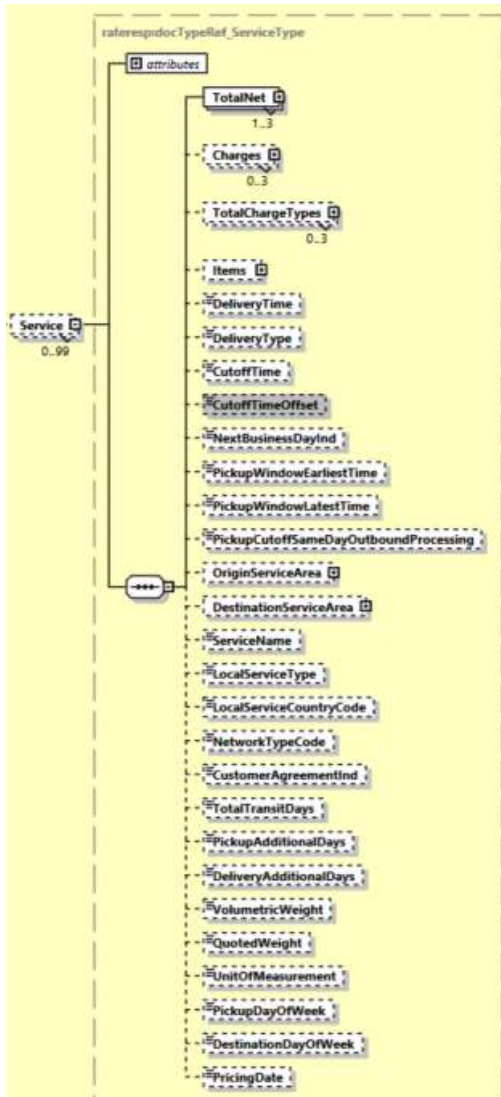
4.4.3 RateResponse Output: Notification

The Notification structure includes the result code and message, based on the results of the processing. Successful messages will include a zero error code and no corresponding message, while exceptions will be noted with both code and message. MessageDetail will return line item number with error details for LandedCost. MessageDetail returns only when line item level error is requested in LandedCost segment of request message (<GetDetailedLineItemLevelStatus>Y<GetDetailedLineItemLevelStatus>).



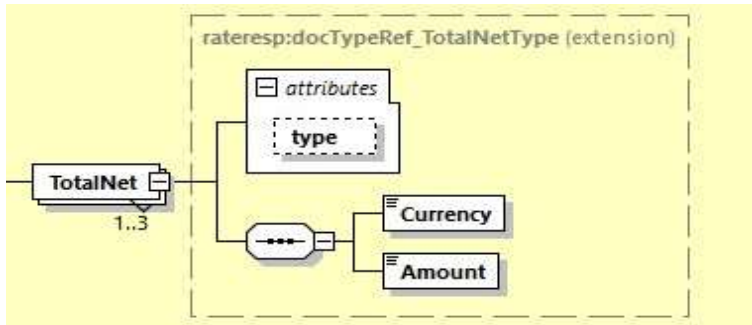
4.4.4 RateResponse Output: Service

For successful responses, there will be 1-to-M Service nodes returned, which will include all of the information about the DHL product returned. A critical element of the Service structure is the @type attribute, which designates the DHL global product code that corresponds to that service quotation. The charges and delivery times for that product are in the subsequent nodes within Service.



4.4.5 RateResponse Output: TotalNet

For successful responses, the total net structure shows the summary of the net estimated charges (plus currency) for a given Service. Please note that the subsequent nodes, under Charges, provides line item detail of the estimated charge. Nevertheless, for consumers only interested in the total estimate, these nodes will have the summary estimates.

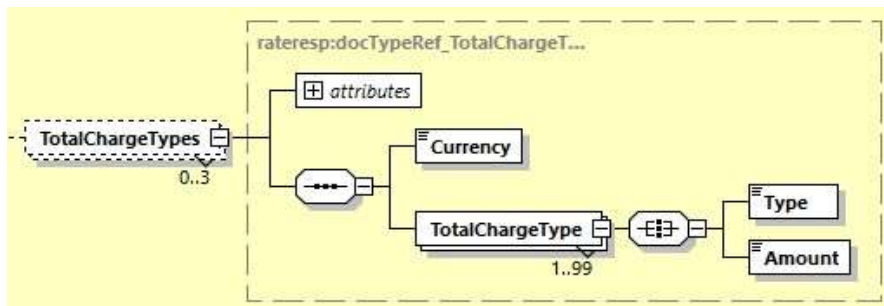


4.4.6 RateResponse Output: TotalChargeTypes

TotalChargeTypes pertains to the type of charges returned. This element will only show when GetRateEstimates = Y and GetDetailedRateBreakdown = Y.

Different types of total charges will be returned in Breakdown/Type element with possible values as:

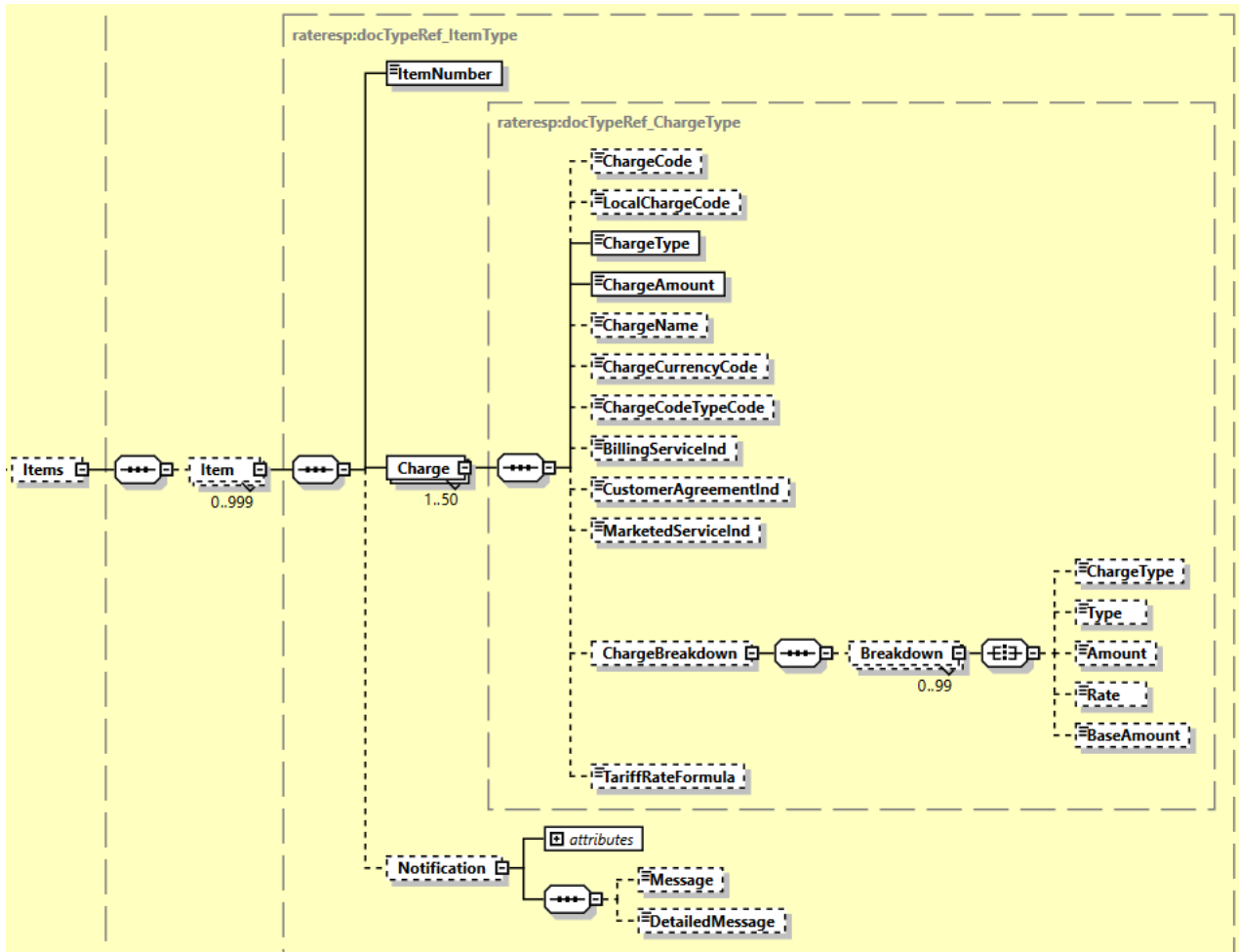
- STTXA** – Total tax for the shipment
- STDIS** – Total discount for the shipment
- SPRQT** – Net shipment / weight charge



4.4.7 RateResponse Output: Items

Items in the response contain one or many charge details (if explicitly requested providing <GetItemCostBreakdown>Y</GetItemCostBreakdown>) for all Landed Cost Items.

TariffRateFormula returns formula used for charges (duty/tax/fee) calculation only when requested in LandedCost segment of request message(<GetTariffFormula>Y</GetTariffFormula>) for one or many charge details for all Landed Cost Items.



4.4.8 RateResponse Output: Charges

This section provides line item visibility into the components of that charge and value added service codes that are available for the prospect shipment. In this context, the sum of the charges communicated in this structure will be equal to the charge in TotalNet. The Currency field will apply for all of the subsequent charges, and the ChargeType is a description of the local charge code description for that charge. The text in the ChargeType may vary, depending on locale.

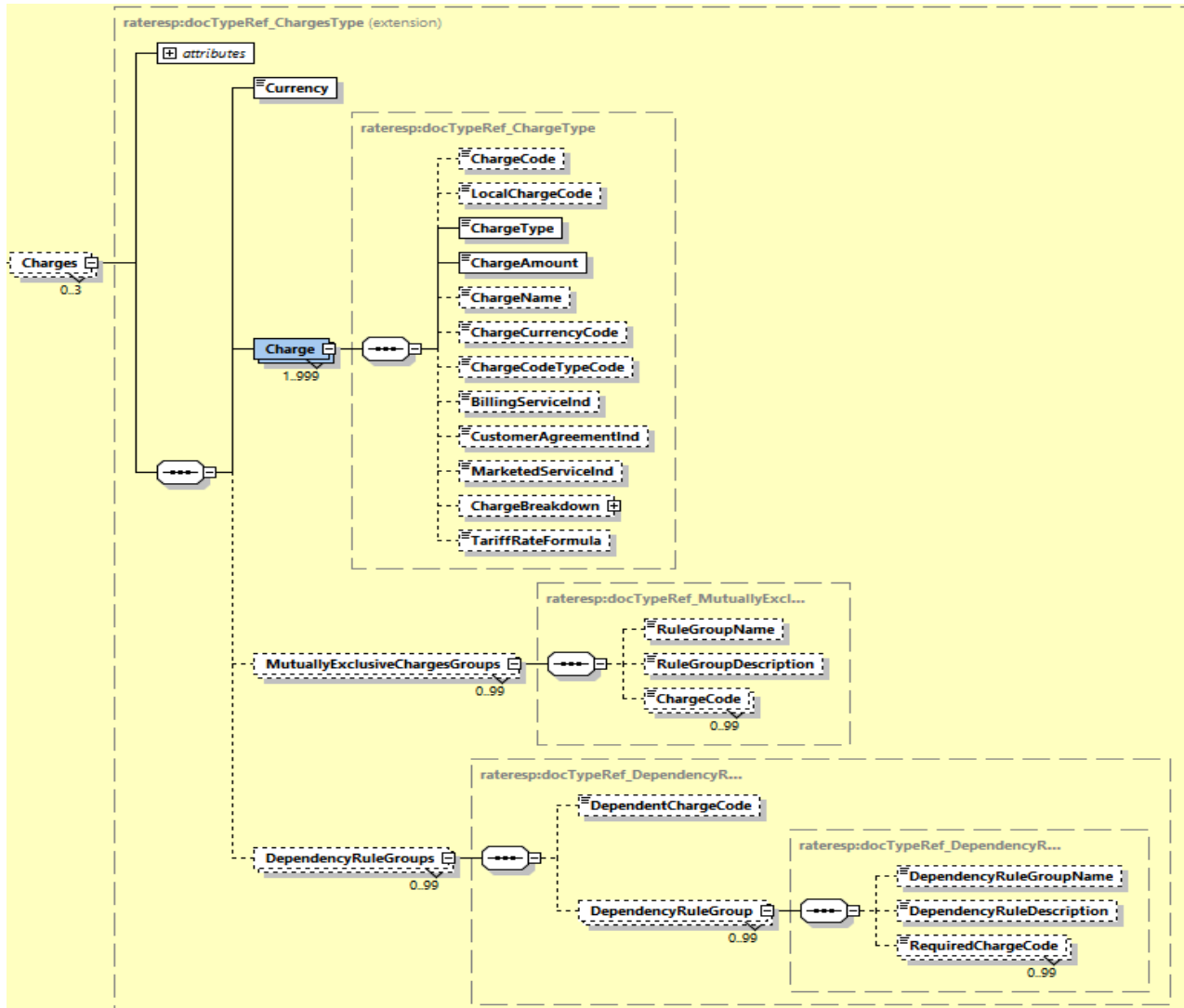
Important: The <ChargeCode> field is the Value Added Service code you can use in your prospect shipment when using ShipmentRequest. Please note that FF (Fuel Surcharge) should not be used as this is automatically added during billing.

<ChargeType> is the name of the service i.e. Shipment Insurance or Dangerous Goods.

<TariffRateFormula> returns formula used for charges (duty/tax/fee) calculation in shipment only when requested in LandedCost segment of request message (GetTariffFormula=Y and GetItemCostBreakdown=Y) for one or many charge details.

<MutuallyExclusiveChargesGroups> returns service codes where only one among the list must be provided for the shipment request.

<DependencyRuleGroups> returns conditional rules for a particular service code. The logic will be grouped by <DependentChargeCode>.



When **LandedCost** is requested then following Charge Types might be returned

Charge Type	Description
STDIS	Quoted shipment total discount
SCUSV	Shipment Customs value
SINSV	Insured value
SPRQD	Shipment product quote discount
SPRQN	The price quoted to the Customer by DHL at the time of the booking. This quote covers the weight price including discounts and without taxes.
STSCH	The total of service charges quoted to customer for DHL Express value added services, the amount is after discounts and doesn't include tax amounts.
MACHG	The total of service charges as provided by Merchant for the purpose of landed cost calculation.
MFCHG	The freight charge as provided by Merchant for the purpose of landed cost calculation.

4.4.9 RateResponse Output: DeliveryTime

The DeliveryTime field is provided for each Service, and details the local timestamp (based on delivery location) when the shipment will be *delivered by*.



4.4.10 RateResponse Output: DeliveryType

The DeliveryType field is a delivery date capabilities considering customs clearance days. The possible value of this field is as below;

- QDDF - is the fastest ("docs") transit time as quoted to the customer at booking or shipment creation. No custom clearance is considered.
- QDDC - constitutes DHL's service commitment as quoted at booking/shipment creation. QDDc builds in clearance time, and potentially other special operational non-transport component(s), when relevant.



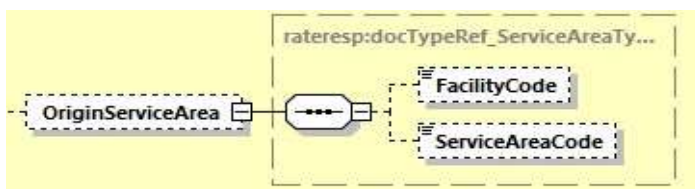
4.4.12 RateResponse Output: NextBusinessDayInd

The NextBusinessDayInd field is optionally provided for each Service, and is a Y/N indicator to alert the consumer that the next available pickup date is beyond the requested shipment date. When the Request NextBusinessDay flag is not used (or N), this value will always be N. Otherwise, this value may have a value of Y or N, depending on how the next available pickup date relates to the requested shipment date/time.



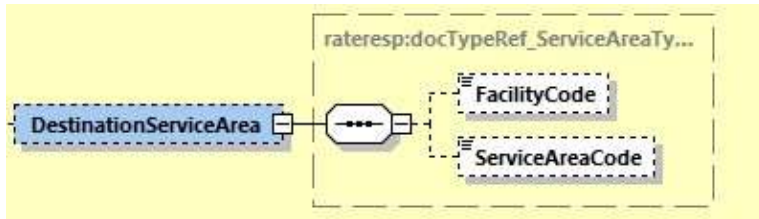
4.4.13 RateResponse Output: OriginServiceArea

This complex element contains the Service Area code and Service Area description for the origin of the shipment.



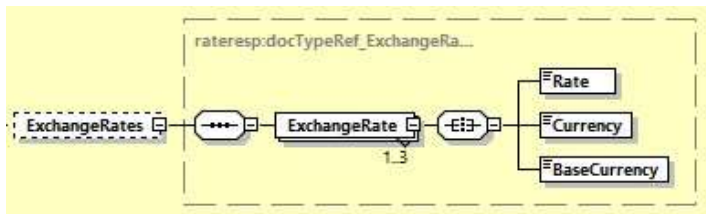
4.4.14 RateResponse Output: DestinationServiceArea

This complex element contains the Service Area Code and Service Area Description for the destination of the shipment.



4.4.15 RateResponse Output: ExchangeRates

The ExchangeRates is used to show exchange of Billing vs Base Currency and Origin/Pickup Local vs Base Currency. This element will only show in the response when the `IncludeAllCurriences = Y`.



4.5 RATE RESPONSE – OUTPUT FIELD LIST

Rate Response fields	Mandatory /Optional	Value constraints	Comments
RateResponse			
RateResponse/Provider			
"@code"	M	AN 1	Provider Code, always contains DHL.
RateResponse/Provider/ServiceHeader			
MessageTime	O	TIMESTAMP	Timestamp when DHL processed request yyyy-MM-ddTHH:mm:sszzz (2020-02-13T17:54:12+04:00)
MessageReference	O	AN 32	Mapped directly from request if provided. Merchant can track messages by this reference
ServiceInvocationID	O	AN	DHL internal Service invocation ID to expedite support
QuotationID	O	AN	Unique quotation id for internal use.
RateResponse/Provider/Notification			
"@code"	M	N	Error > 0 or Success Code = 0
Message	M	AN	Response Message, see Error codes for more details
MessageDetail	O	AN	Line Item number with error details for LandedCost.
RateResponse/Provider/Service			
"@type"	M	AN	This is the code for the product for which the delivery is feasible respecting the input data from the request.
"@account"	O		Not used.

DeliveryTime	O	TIMESTAMP	This is the estimated date/time the shipment will be delivered by for the rated shipment and product listed Example: (e.g. 2019-06-26T17:00:00)
DeliveryType	O	Enumerated	Delivery Date capabilities considering customs clearance days. QDDF - is the fastest ("docs") transit time as quoted to the customer at booking or shipment creation. No custom clearance is considered. QDDC - constitutes DHL's service commitment as quoted at booking/shipment creation. QDDc builds in clearance time, and potentially other special operational non-transport component(s), when relevant.
CutoffTime	O	TIMESTAMP	This is the cutoff time for the service offered in the response. This represents the latest time (local to origin) which the shipment can be tendered to the courier for that service on that day. Example: (e.g. 2019-06-26T17:00:00)
CutoffTimeOffset	O	TIME	Pickup cut off time GMT Offset
NextBusinessDayInd	O	A 1	This indicator has values of Y or N, and tells the consumer if the service in the response has a pickup date on the same day as the requested shipment date (per the request).
PickupWindowEarliestTime	O	TIME	The DHL earliest time possible for pickup
PickupWindowLatestTime	O	TIME	The DHL latest time possible for pickup

PickupCutoffSameDayOutboundProcessing	0	TIME	Any pickup requested after this pickup cutoff time may have an impact on transit time.
ServiceName	0	A 1	Global service name ServiceName within the first occurrence of Service will be the Global Product Name
LocalServiceType	0	A	DHL “local / country specific” Product Code used to ship the items. Optional and applicable only to get Landed Cost
LocalServiceCountryCode	0	AN 2	The country code for the local service used
NetworkTypeCode	0	Enumerated	The NetworkTypeCode element indicates the product belongs to the Day Definite (DD) or Time Definite (TD) network. Possible Values; - ‘DD’, Day Definite product - ‘TD’, Time Definite product
CustomerAgreementInd	0	A 1	Indicator that the product only can be offered to customers with prior agreement.
TotalTransitDays	0	INTEGER	The number of transit days
PickupAdditionalDays	0	AN	This is additional transit delays (in days) for shipment picked up from the mentioned city or postal area to arrival at the service area.
DeliveryAdditionalDays	0	AN	This is additional transit delays (in days) for shipment delivered to the mentioned city or postal area following arrival at the service area.
VolumetricWeight	0	12.3 D	The dimensional weight of the shipment
QuotedWeight	0	12.3 D	The quoted weight of the shipment

UnitOfMeasurement	O	Enumerated	Possible values: - SI, international metric system (KG, CM) - SU, the US system of measurement (LB, IN) The unit of measurement for the dimensions of the package.
PickupDayOfWeek	O	AN	Pickup day of the week number
DestinationDayOfWeek	O	AN	Destination day of the week number
PricingDate	O	DATE	The date when the rates for DHL products and services is provided
RateResponse/Provider/Service/OriginServiceArea			
FacilityCode	O	AN 3	The DHL Facility Code for the Origin
ServiceAreaCode	O	AN 3	The DHL Service Area Code for the origin of the Shipment
RateResponse/Provider/Service/DestinationServiceArea			
FacilityCode	O	AN 3	The DHL Facility Code for the Destination
ServiceAreaCode	O	AN 3	The DHL Service Area Code for the destination of the Shipment
RateResponse/Provider/Service/TotalNet (1:3)			
Currency	M	AN 3	This the currency of the rated shipment for the product listed.
Amount	M	N	This is the total prize of the rated shipment for the product listed.
@type	O	Enumerated	Possible Values : - 'BILLC', billing currency - 'PULCL', country public rates currency - 'BASEC', base currency
RateResponse/Provider/Service/Charges (0:3)			
@type	O	Enumerated	Possible Values : - 'BILLC', billing currency - 'PULCL', country public rates currency

			- 'BASEC', base currency
Currency	M	AN 3	This the currency for all line item charges listed in the Charge section
RateResponse/Provider/Service/Charges/MutuallyExclusiveChargesGroups (0:99)			
RuleGroupName	O		Rule group name
RuleGroupDescription	O		Rule group description
ChargeCode	O	Max occurrences: 99	Charge code
RateResponse/Provider/Service/Charges/DependencyRuleGroups (0:99)			
DependentChargeCode	O		Dependent charge code
RateResponse/Provider/Service/Charges/DependencyRuleGroups/DependencyRuleGroup (0:99)			
DependencyRuleGroupName	O		Dependency rule group name
DependencyRuleDescription	O		Dependency rule description
RequiredChargeCode	O	Max occurrences: 99	Required charge code
RateResponse/Provider/Service/Charges/Charge (1:999)			
ChargeCode	O	AN 2	Special service or extra charge code – this is the code you would have to use in the ShipmentRequest message if you wish to add an optional Service such as Insurance.
LocalChargeCode	O	AN 2	Local service code
ChargeType	M	AN	Name of the Value Added Service ChargeType within the first occurrence of Charges will be the Local Product Name
ChargeAmount	M	Token	The charge amount of the line item charge.
ChargeName	O	AN 35	Name of the charge ChargeName within the first occurrence of Charges will be the Global Product Name
ChargeCurrencyCode	O	AN 3	Currency code of the charge

ChargeCodeTypeCode	O	AN	Special service charge code type for service.
BillingServiceInd	O	"Y", "N"	Indicator if there is any discount allowed .
CustomerAgreementInd	O	"Y", "N"	Customer agreement indicator for product and services, if service is offered with prior customer agreement.
MarketedServiceInd	O	"Y", "N"	Indicator if the special service is marketed service.
TariffRateFormula	O	AN	Returns Formula used for charges (duty/tax/fee) calculation on shipment level.
RateResponse/Provider/Service/Charges/Charge/ChargeBreakdown			
RateResponse/Provider/Service/Charges/Charge/ChargeBreakdown/Breakdown (0:99)			
ChargeType	O	AN	If a breakdown is provided, details can either be; - "TAX", - "DISCOUNT"
Type	O	AN	Discount or tax type codes as provided by DHL Express. Example values; For discount; P – promotional S – special W – weight charge B – bottom line F – frequency D – dynamic N – non shipment related fee
Amount	O	N	The actual amount of the discount/tax
Rate	O	N	Percentage of the discount/tax

BaseAmount	O	N	The base amount of the service charge
RateResponse/Provider/Service/TotalChargeTypes (0:3)			
@type	O	Enumerated	Possible Values : - 'BILLC', billing currency - 'PULCL', country public rates currency - 'BASEC', base currency
Currency	M	AN 3	This is the currency of the rated shipment for the product listed.
RateResponse/Provider/Service/TotalChargeTypes/TotalChargeType (1:99)			
Type	M	Enumerated	Expected values in Breakdown/Type are below: STTXA – Total tax for the shipment STDIS – Total discount for the shipment SPRQT – Net shipment / weight charge
Amount	M	N	The amount price of DHL product and services
RateResponse/Provider/Service/Items (0:1)			
RateResponse/Provider/Service/Items/Item (0:999)			
ItemNumber	M	Integer	Item line number
RateResponse/Provider/Service/Items/Item/Charge (1:50)			
ChargeCode	O	AN 2	Code of the charge
LocalChargeCode	O	AN 2	Local code of the charge
ChargeType	M	AN	Charge type or category. Possible values; - DUTY - TAX - FEE
ChargeAmount	M	N	The charge amount of the line item charge.
ChargeName	O	AN 35	Name of the charge
ChargeCurrencyCode	O	AN 3	Currency code of the charge

ChargeCodeTypeCode	O	AN	Special service charge code type for service. XCH type charge codes are Optional Services and should be displayed to users for selection. The possible values are; - XCH = Extra charge - FEE = Fee - SCH = Surcharge - NRI = Non Revenue Item Other charges may be automatically returned when applicable.
BillingServiceInd	O	"Y", "N"	Indicator if there is any discount allowed
CustomerAgreementInd	O	"Y", "N"	Customer agreement indicator for product and services, if service is offered with prior customer agreement
MarketedServiceInd	O	"Y", "N"	Indicator if the special service is marketed service
TariffRateFormula	O	AN	Returns Formula used for charges (duty/tax/fee) calculation.
RateResponse/Provider/Service/Items/Item/Charge/ChargeBreakdown			
RateResponse/Provider/Service/Items/Item/Charge/ChargeBreakdown/Breakdown (0:99)			
ChargeType	O	AN	If a breakdown is provided, details can either be; - "TAX", - "DISCOUNT"
Type	O	AN	Discount or tax type codes as provided by DHL. Example values; For discount; P – promotional S – special
Amount	O	N	The actual amount of the discount/tax
Rate	O	N	Percentage of the discount/tax

BaseAmount	O	N	The base amount of the service charge
RateResponse/Provider/Service/Items/Item/Notification (0:1)			
“@Code”	O	String	Error/Warning > 0 or Success Code = 0
Message	O	AN 128	Short description of the error / status
DetailedMessage	O	AN 1024	Detailed description of the error / status
RateResponse/Provider/ExchangeRates			
RateResponse/Provider/ExchangeRates/ExchangeRate (1:3)			
Rate	M	N	Rate of the currency exchange
Currency	M	AN 3	The currency code
BaseCurrency	M	AN 3	The currency code of the base currency is either USD or EUR

5. SHIPMENTREQUEST

5.1 SHIPMENTREQUEST - DESCRIPTION

The ShipmentRequest Operation will allow you to generate an AWB number and piece IDs, generate a shipping label, transmit manifest shipment detail to DHL, and optionally book a courier

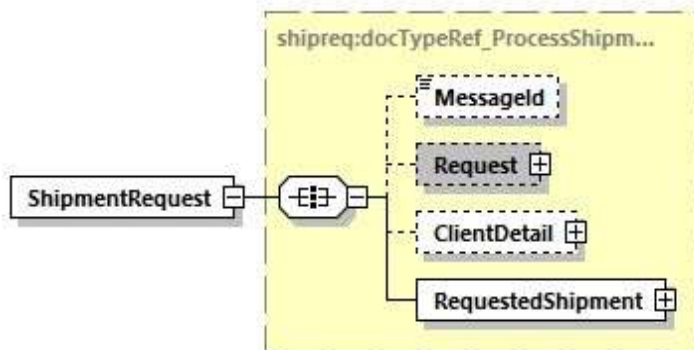
for the pickup of a shipment. The key elements in the response of the Shipment Request will be a base64 encoded PDF label and the Shipment and Piece identification numbers, which you can use for tracking on the DHL web site.

While the RateRequest and ShipmentRequest services can be used independently, DHL recommends the use of RateRequest to first validate the products available for the shipper/receiver. The global product codes which are output during the RateResponse can be used directly as input into the Shipment Request, as both perform similar validations in terms of service capability.

5.2 SHIPMENTREQUEST - INPUT

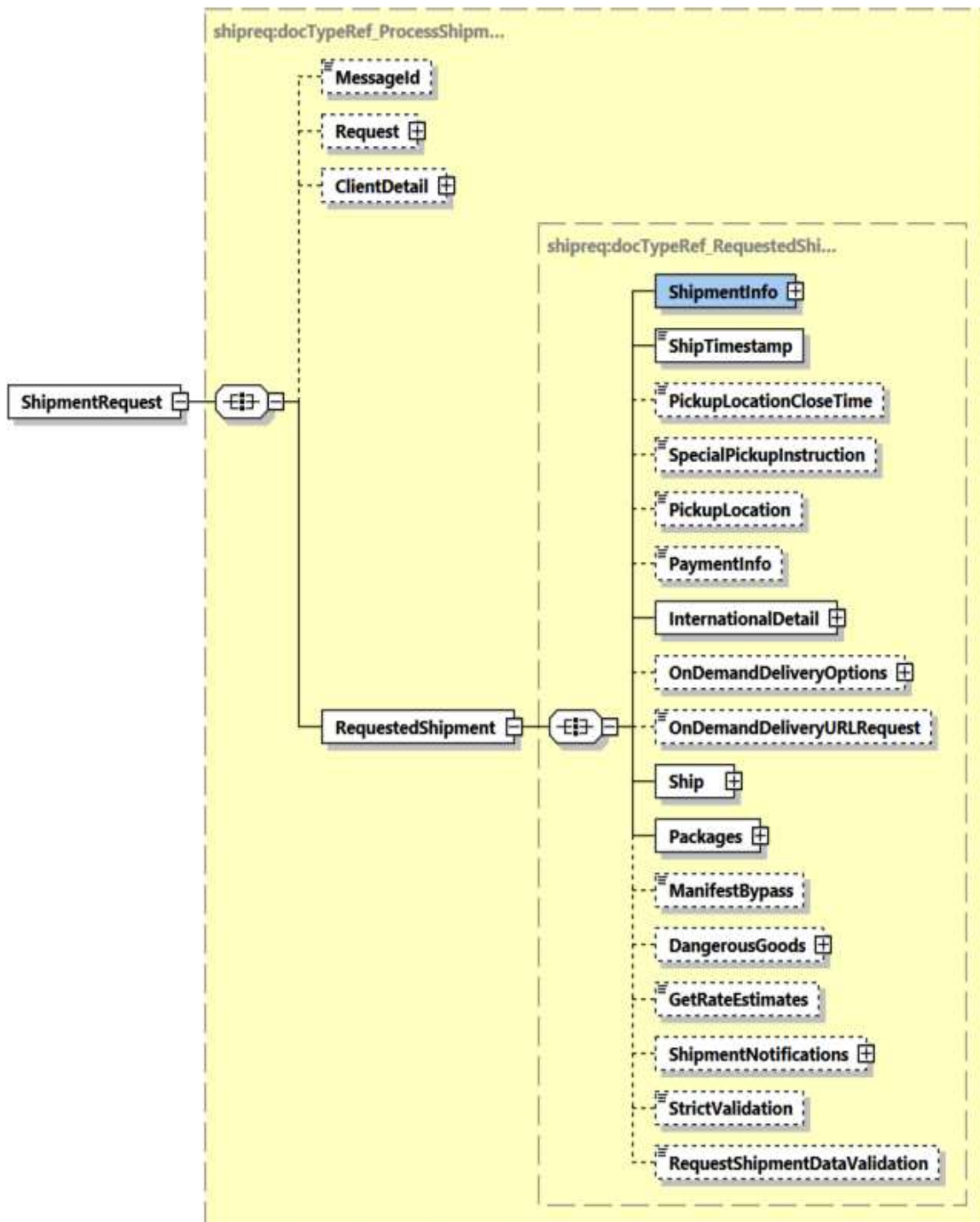
The following diagram shows an overview of the request input structure.

Within the ShipmentRequest, the ClientDetail is an optional node for reference use, and does not affect functionality. The critical elements are contained within the RequestedShipment node.



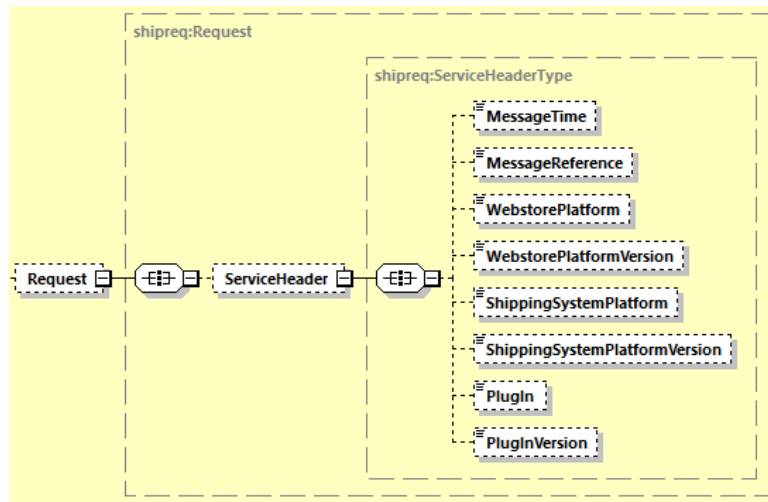
5.2.1 ShipmentRequest Schema Diagram

Each of the individual sections of RequestedShipment is shown below in schema diagram, with context, and a detailed description of each field follows in the Input Field List.



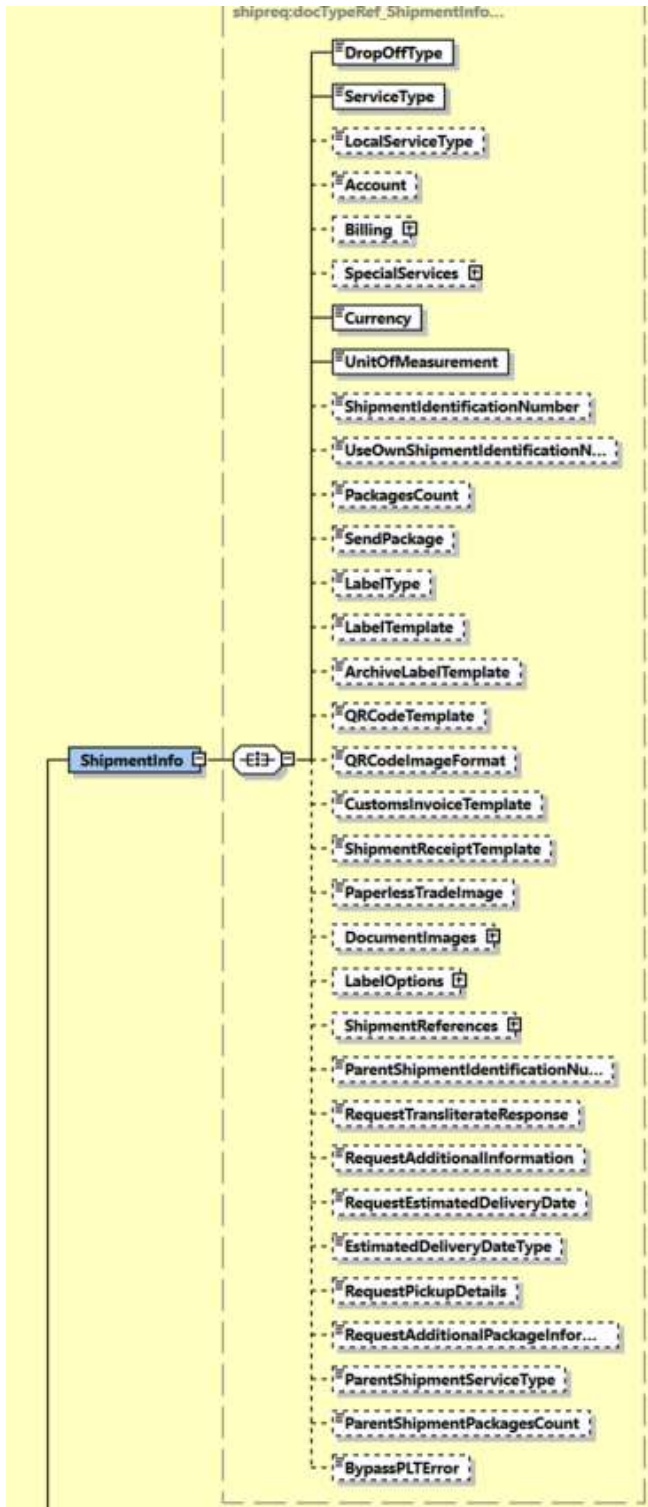
5.2.2 ShipmentRequest Input: Request

Optional section to populate information used to identify customer request for troubleshooting or tracking. DHL Express recommends that this information is provided.



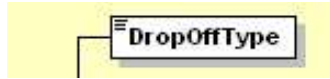
5.2.3 ShipmentRequest Input: ShipmentInfo

The ShipmentInfo section provides general shipment detail, pertaining to operational and billing features. The Billing, Special Services, Document Images, Label Option and Shipment Reference substructures are detailed in below sections.



5.2.4 ShipmentRequest Input: ShipmentInfo DropOffType

The DropOffType is a required field with two possible values, and these values are used to determine whether a driver pickup will be scheduled as part of this orchestrated service. If a pickup is requested (REQUEST_COURIER), the web service consumer can expect the optional DispatchConfirmationNumber to be populated in the response. Otherwise, no pickup will be scheduled, and no pickup reference information will be provided in the response.




5.2.5 ShipmentRequest Input: ShipmentInfo ServiceType

The ServiceType is a required field which corresponds to the DHL global product code, which describes the product requested for this shipment. These product codes are available as output from Rate Request, and the product codes provided will be validated against the origin-destination requested in the Shipment Request.



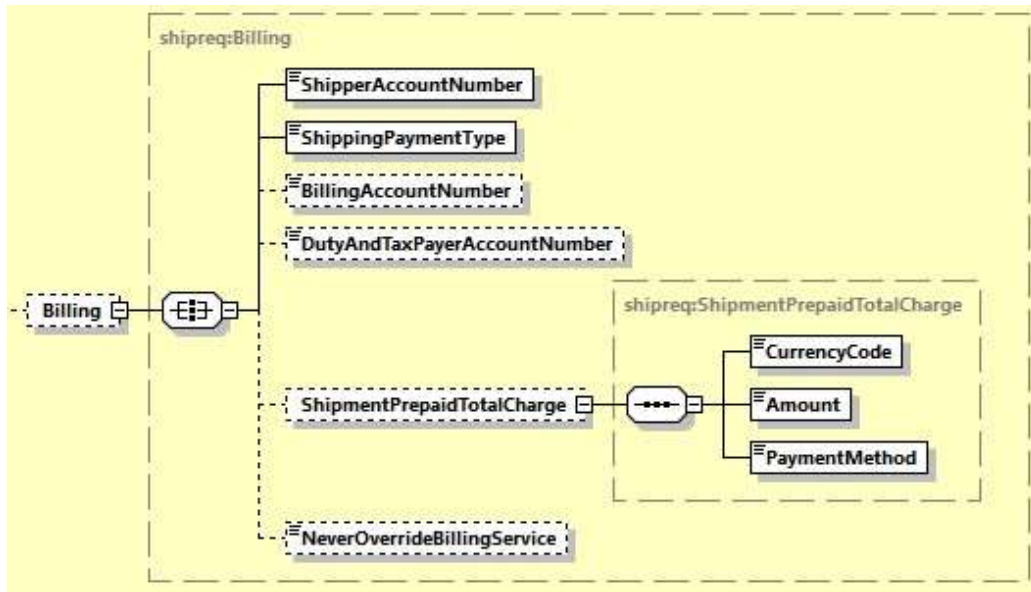
5.2.6 ShipmentRequest Input: ShipmentInfo Account

The Account field is a required business field, but is optional within the schema as this information can be provided in one of two structures. It must either be provided in this field or within the Billing structure (see below). DHL recommends use of more robust Billing structure. This field corresponds to the Shipper account number and usage of this field presumes that the account will also be used as the Payer account. This field is validated as a valid account for usage within this process. For dutiable shipment, account will be assumed as the DutyAndTaxPayerAccountNumber if the DutyAndTaxPayerAccountNumber is not provided under Billing section.



5.2.7 ShipmentRequest Input: ShipmentInfo Billing

If the Billing structure is included, the first two fields are required. This schema structure conveys the Shipper Account Number, as well as extensibility to convey receiver or third party account number as payer. The DutyAndTaxPayerAccountNumber field indicates the DHL account number used for duties payment.



The ShipmentPrepaidTotalCharge is an optional field used to support Cash Shipments where agreed with DHL Express. Cash shipments will only work if the DHL Express Account number used is a valid account with account type of “C” – Cash account in the DHL systems, the ShippingPaymentType value is ‘S’ - shipper and this feature is enabled within the customer profile.

The NeverOverrideBillingServices is an optional flag to indicate whether to override the DHL Billing Service should it be incorrectly provided. This is automatically derived based on the Shipper/Receiver Address, Shipper/Payer Account number and type of shipment.

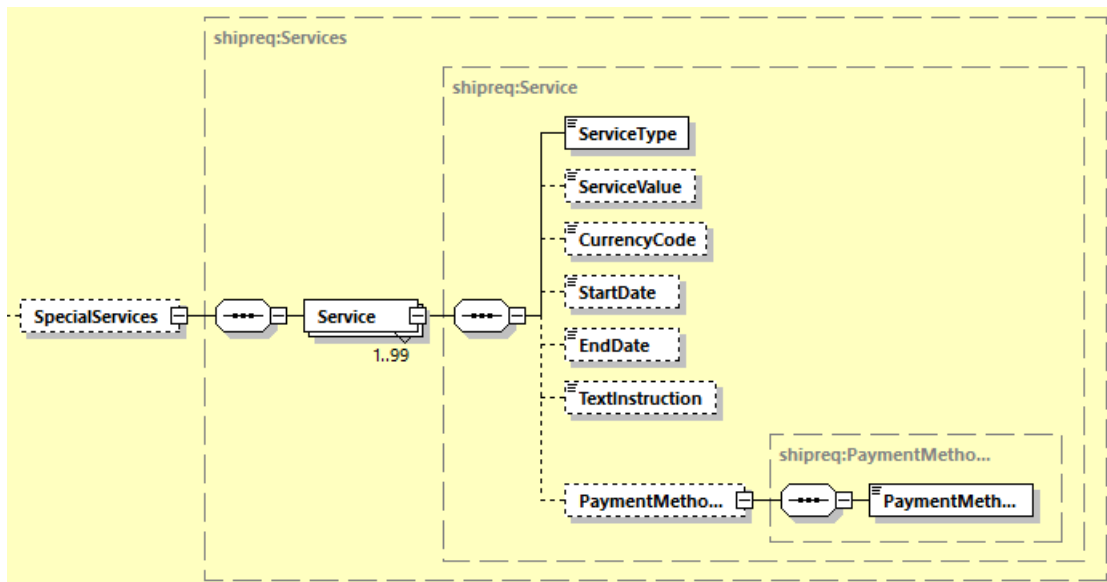
N (No) - overwrite with derived DHL Billing Service via Account Validation - Create Shipment service - default behavior

Y (Yes) - use customers provided billing special service code to derive the DHL Billing service **(not recommended)**

5.2.8 ShipmentRequest Input: ShipmentInfo SpecialServices

The SpecialServices section communicates additional shipping services, such as Insurance (or Shipment Value Protection). For example, to support Insurance, the ServiceType would have a value of 'II, which the ServiceValue and CurrencyCode containing the insured value and currency, respectively. Please note that for all other Value Added Service like Saturday Delivery, Dangerous goods etc you do not need to declare the service charge and currency.

For indicating Cash on Delivery service (ServiceType value of 'KB'), details of amount to be collected needs to be provided in fields ServiceValue, CurrencyCode and PaymentMethods/PaymentMethod to indicate the mode of payment.



A. Steps to create PLT Shipments using Service Type “WY” or “PK”

Below steps describe two possible options of creating a PLT Shipment Request:

a. <ServiceType> value as ‘WY’:

Customer sends the CreateShipment request with relevant shipment information and below mandatory fields:

1. <SpecialServices/Service[n]/ServiceType> element must contain value of ‘WY.
2. <DocumentImages> element must contain the commercial invoice or other supporting document images required for Customs clearance, encoded in base64, and the image file type which has been encoded can also be defined here.
3. Request for customs invoice rendering using <RequestDHLCustomsInvoice> option and provide the sufficient <ExportDeclaration> element details.

Note: If providing this element, it does not require providing <DocumentImages> element with customs invoice images.

b. <ServiceType> value as ‘PK’:

Customers who wish to create the shipments without providing commercial invoice image or any other supporting document images, and later wants to upload using Update Shipment service can do so by providing the <SpecialServices/Service[n]/ServiceType> “PK” with relevant shipment information.

Note: Approval to use the “PK” service code must be obtained from DHL Representative.

B. CreateShipment with UploadInvoiceData request shipment processing – requires approval from your local DHL Express IT representative and DHL Express Operations.

Usage of <ServiceType> value of ‘PM’ in CreateShipment Request message indicates that the shipment has a commercial invoice data coming in separately. This is an indicator for DHL backend application that a subsequent data merging process is expected of the Shipment Detail and Commercial Invoice Detail.

Below steps describes two possible options of submitting a CreateShipment together with a UploadInvoiceData request:

a) Customer submits the Shipment Request followed by Commercial Invoice data

1. Customer sends the CreateShipment request with relevant shipment information and below mandatory fields:
 - <SpecialServices/Service[n]/ServiceType> element must contain value of ‘PM’.
2. CreateShipment request is not expected to contain the ExportDeclaration element and its child nodes. However, if request message does contain the ExportDeclaration element this section is ignored during the data merge process. Instead, the ExportDeclaration data from UploadInvoiceData service will be taken as part of the data merging process.
3. It is customer’s responsibility to declare the shipments with accurate amount in <CustomsValue> node that will be printed in the Waybill document.
4. Customer receives CreateShipment response message with <ShipmentIdentificationNumber>.
5. Customer sends the UploadInvoiceData request message with commercial invoice data to complete the process. Refer to [Section 14 UploadInvoiceData Service](#) for detailed information on Request and Response structure.
 - <ShipmentInfo/ShipmentIdentificationNumber> in request message must be the value from CreateShipment response in step 3.

b) Customer submits the Commercial Invoice data followed by the Shipment Request

1. Customer sends the UploadInvoiceData request message with commercial invoice data. Refer to [Section 14 UploadInvoiceData Service](#) for detailed information on Request and Response structure.

Request message must contain the below mandatory fields:

 - Shipment reference must be provided in <InvoiceReferences/InvoiceReference/InvoiceReferenceNumber> where <InvoiceReferences/InvoiceReference/InvoiceReferenceType> value of ‘CU’
 - <Billing/ShipperAccountNumber> must contain the payer account number

Note: If submitting multiple <ExportDeclaration> in the request message, each <ExportDeclaration> must contain the same value of InvoiceReferenceNumber with InvoiceReferenceType value of 'CU'.

2. Customer receives UploadInvoiceData response message with success notification code.
3. Customer sends the CreateShipment request with relevant shipment information and below mandatory fields:
 - a. <SpecialServices/Service[n]/ServiceType> element must contain value of 'PM'.
 - b. <ShipmentReferences/ShipmentReference/ShipmentReference> where <ShipmentReferences/ShipmentReference/ShipmentReferenceType> element must contain value of 'CU' with Shipment Reference number from step 1.
 - c. <Billing/ShipperAccountNumber> must contain the same payer account number provided in step 1.

Note: To effectively merge the Shipment Details and Commercial Invoice, values provided in Shipment Reference and ShipperAccountNumber in step 1 and step 3 must be the same.

4. Customer receives CreateShipment response message with <ShipmentIdentificationNumber>.

5.2.9 ShipmentRequest Input: ShipmentInfo Currency

The Currency field is a required field which details the currency for the Customs Value.

It is optional for all non-declarable shipments.

It is mandatory for declarable shipments.



5.2.10 ShipmentRequest Input: ShipmentInfo UnitOfMeasurement

The UnitOfMeasurement node conveys the unit of measurements used in the operation. This single value corresponds to the units of weight and measurement used throughout the message processing. The value of 'SI' corresponds to KG and CM, respectively, while the value of 'SU' corresponds to LB and IN, respectively.



5.2.11 ShipmentRequest Input: ShipmentInfo ShipmentIdentificationNumber

The ShipmentIdentificationNumber should only be used if discussed with your DHL Express IT Consultant. This field (when enabled by DHL Express) allows you to use your own DHL Express allocated Waybill number range to be used – please note that the norm is to not use this field and each shipment will automatically have its own Waybill number assigned when creating the shipment.



5.2.12 ShipmentRequest Input: ShipmentInfo UseOwnShipmentIdentificationNumber

The `UseOwnShipmentIdentificationNumber` should only be used if discussed with your DHL Express IT Consultant. This field (when enabled by DHL Express) allows you to use your own DHL Express allocated Waybill number range to be used and tells MyDHL API that you wish to provide your own Waybill number for each shipment – please note that the norm is to not use this field and each shipment will automatically have its own Waybill number assigned when creating the shipment.



5.2.13 ShipmentRequest Input: ShipmentInfo LabelType

The `LabelType` node conveys the label type used in the operation. It is an optional field. This single value corresponds to the label type returned to customer. Customer can send one of the four values in this field (PDF, ZPL, EPL, LP2). If customer didn't include this tag, the default is PDF.



5.2.14 ShipmentRequest Input: ShipmentInfo LabelTemplate

The `LabelTemplate` node conveys the label template used in the operation. It is an optional field. This single value corresponds to the label template used to generate labels. – Please check with your DHL Express IT representative which templates meets your requirements. If this tag is not included, then the default of `ECOM26_84_001` will be used



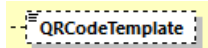
5.2.15 ShipmentRequest Input: ShipmentInfo ArchiveLabelTemplate

The `ArchiveLabelTemplate` node conveys the label template used in the operation. It is an optional field. This single value corresponds to the label template used to generate the Archive labels (Waybill Document). Please check with your DHL Express IT representative which templates meets your requirements. If this tag is not included, then the default of `ARCH_8x4` will be used



5.2.16 ShipmentRequest Input: ShipmentInfo QRCodeTemplate

The `QRCodeTemplate` node conveys the QRCode template used in the operation. It is an optional field. This single value corresponds to the QR template used to generate the QR code image. Please check with your DHL Express IT representative which template meets your requirements. If this tag is not included, then the default of `QR_1_00_LL_PNG_001` will be used.



5.2.17 ShipmentRequest Input: ShipmentInfo QRCodeImageFormat

The QRCodeImageFormat node conveys the QRCode image type used in the operation. It is an optional field. If this tag is not included, then the default of PNG image format will be used.



5.2.18 ShipmentRequest Input: ShipmentInfo CustomsInvoiceTemplate

The CustomsInvoiceTemplate node conveys the Customs Invoice template used in the operation. It is an optional field. This single value corresponds to the customs invoice template used to generate customs invoice only when the RequestDHLCustomsInvoice= Y. The default template is 'COMMERCIAL_INVOICE_P_10'.

There are several template options to choose from. Below are the possible template values and their description:

- COMMERCIAL_INVOICE_04

This template can print the Shipper, Recipient, Buyer and Importer address details and is on portrait orientation. This template is for exclusive use for preparing Loose BBX (LBBX) shipment.

- COMMERCIAL_INVOICE_L_10

This template can print the Shipper, Recipient, Seller, Buyer, Exporter, Importer and Broker address details and is on landscape orientation.

Note: If customer provided more than six address roles in the request message and this template is selected, the rendered invoice will only contain six address roles based on order of priority: Shipper, Recipient, Seller, Exporter, Importer, Buyer and Broker.

A warning message will be included in shipment response. Payer role is not printed in any customs invoice template.

- COMMERCIAL_INVOICE_P_10 (default)

This template can print the Shipper, Recipient and upto two more additional address details, as this template can print up to four address details. This template is on portrait orientation.

Note: If customer provided more than four address roles in the request message and this template is selected, the rendered invoice will only contain four address roles based on order of priority: Shipper, Recipient, Seller, Importer, Exporter, Buyer and Broker.

A warning message will be included in shipment response. Payer role is not printed in any customs invoice template.

- RET_COM_INVOICE_A4_01

This template can print the Shipper, Recipient and Importer of Record address details and is on landscape orientation. This template is for exclusive use for those shipments where the goods are actual 'returns'. The Shipper is the party that earlier has received the goods, but now wishes to return the goods to its originating party. The Recipient in this shipment scenario will receive the 'returned goods'. Therefore such request of shipment with an invoice rendering may utilize the specific invoice template for 'Returns Invoice'.

Refer to [Appendix: Commercial Invoice Template Guide](#) on what RegistrationNumber/NumberTypeCode and OtherCharge/ChargeType values that can be printed across different Commercial Invoice templates.



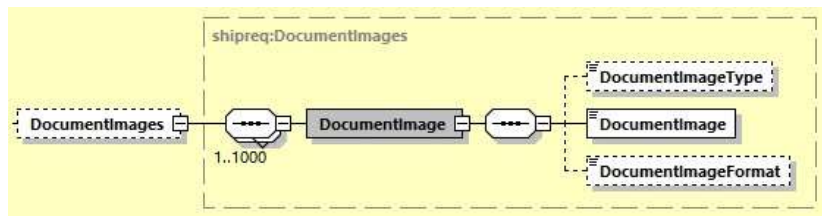
5.2.19 ShipmentRequest Input: ShipmentInfo ShipmentReceiptTemplate

The ShipmentReceiptTemplate node conveys the Shipment Receipt template used in the operation. It is an optional field and request to generate DHL Shipment Receipt only the RequestDHLShipmentReceipt = Y. The default and valid template for this field is 'SHIPRCPT_EN_001'.



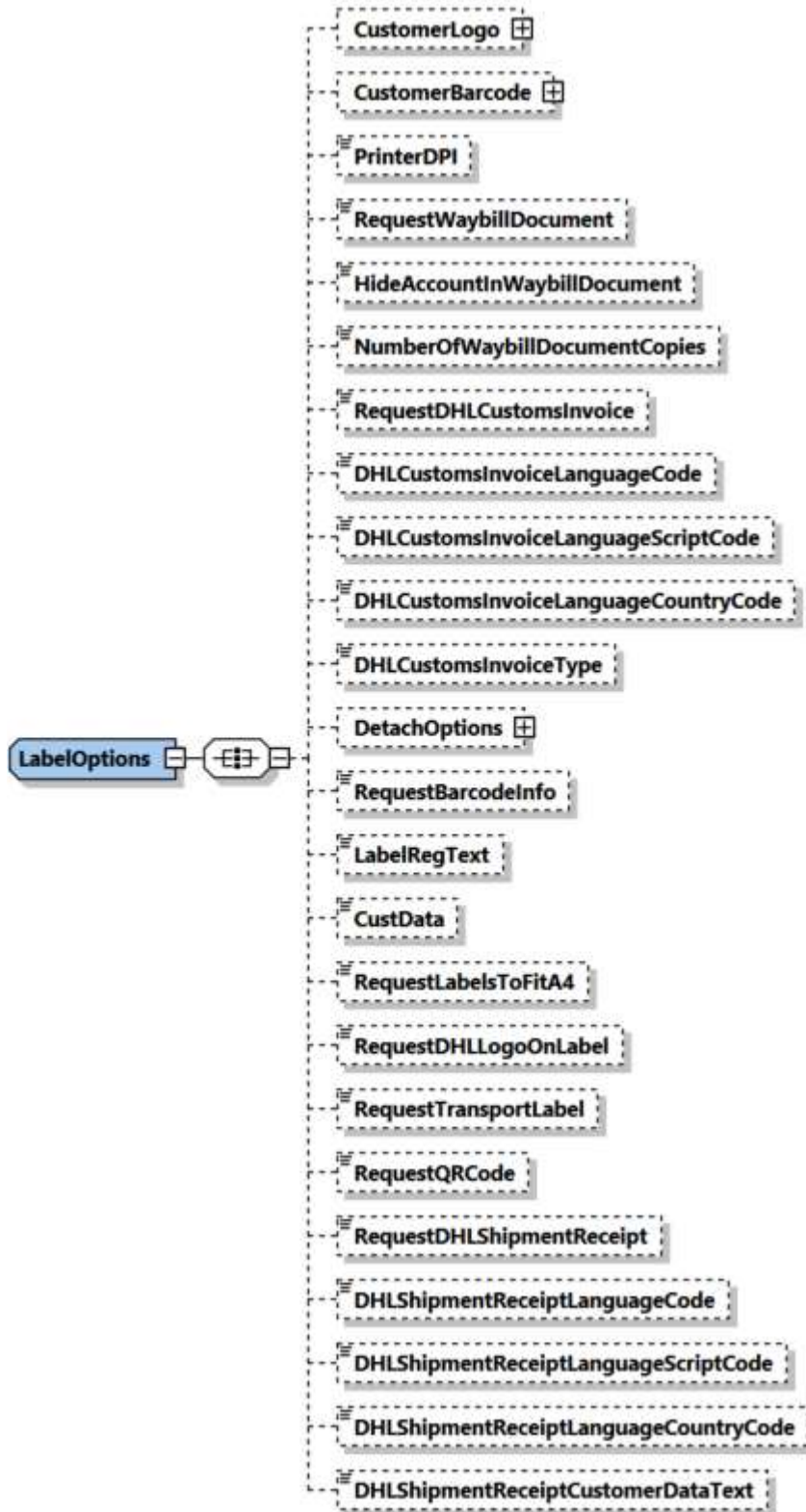
5.2.20 ShipmentRequest Input: ShipmentInfo DocumentImages

The DocumentImages node is to support multiple base64 encoded string with the image of export documentation for Paperless Trade images. When an invalid base64 encoded string is provided, an error message will be returned.



5.2.21 ShipmentRequest Input: ShipmentInfo LabelOptions

The LabelOptions section give customer options to generate the Transport documents in several configurable options. The options are as follow;

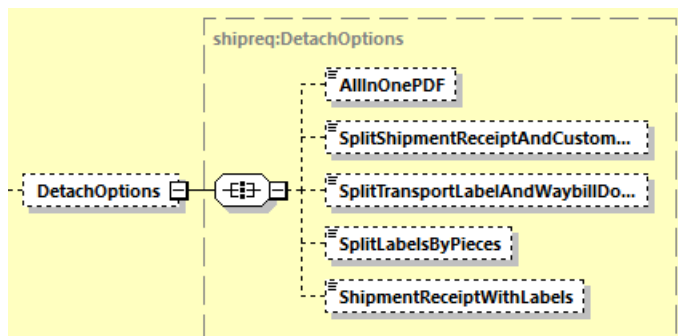


- **CustomerLogo:** The customer company logo. This will enable the customer to generate the Transport label using their own company logo. The children elements are;
 - **LogoImage:** The customer logo image. Supported image file format are RGB and B&W
 - **LogoImageFormat :** Format of the logo image
- **CustomerBarcode:** Customer can print their barcode content as well as the text below barcode. Can only be used if the following label template is used: 'ECOM26_84CI_002'
The children element are:
 - **BarcodeType:** Type of barcode (39,93,128)
 - **BarcodeContent:** The content in the barcode
 - **TextBelowBarcode:** Text below barcode
- **PrinterDPI:** The value will be passed as input parameter of resolution on the barcode quality on the shipping labels. The default is 200.
- **RequestWaybillDocument:** For all dutiable shipment (except PLT shipment), waybill document will be rendered in the response message. If the value provided is Y, waybill document is printed for all shipments including the non-dutiable and dutiable shipments.
 - If the shipment is dutiable, PLT Shipment (SpecialService = WY), and the RequestWaybillDocument = N or not provided, the Waybill Document will NOT be printed
 - If the shipment is dutiable, Non-PLT Shipment (SpecialService is not equal to WY), and the RequestWaybillDocument = N or not provided, the Waybill Document will be printed
 - If the shipment is Non-dutiable, PLT Shipment (SpecialService = WY), and the RequestWaybillDocument = N or not provided, the Waybill Document will NOT be printed
 - If the shipment is Non-dutiable, Non-PLT Shipment (SpecialService = WY), and the RequestWaybillDocument = N or not provided, the Waybill Document will NOT be printed.
- **HideAccountInWaybillDocument:** The flag used to not print the account number on the waybill document for within the freight and duty tax account field. The default value is N. If the value is set to Y, account number will NOT be printed on the waybill document for both freight and duty tax account field.
- **NumberOfWaybillDocumentCopies:** You can optionally request up to 2 Waybill documents to be generated automatically.
- **RequestDHLCustomsInvoice:** This flag is used to generate Customs Invoice using a DHL Express invoice template. The default is N, customers using their own invoice and MyDHL API will not generate the invoice. If the flag is set to Y, and CustomsInvoiceTemplate is not provided, the Customs Invoice is generated using the "COMMERCIAL_INVOICE_P_10" template.

- **DHLCustomsInvoiceLanguageCode:** The language code input that will be used to generate the Customs Invoice and language used in it. The default value is 'eng' (English). The supported languages for this field is stated in section 5.3.
- **DHLCustomsInvoiceLanguageCountryCode:** The language country code used to generate the Customs Invoice.
- **DHLCustomsInvoiceType:** The type of customs invoice to be generated. The possible value is `COMMERCIAL_INVOICE` (default), `PROFORMA_INVOICE` and `RETURNS_INVOICE`.
- **RequestDHLShipmentReceipt:** The flag to generate Shipment Receipt document. The default value is N, Shipment Receipt document will not be rendered in the response message. If the flag is set to Y, and `ShipmentReceiptTemplate` is not provided, the Customs Invoice is generated using the "SHIPRCPT_EN_001" template.
- **DHLShipmentReceiptLanguageCode:** The language code input that will be used to generate the DHL Shipment Receipt and language used in it. The default value is 'eng' (English).
- **DHLShipmentReceiptLanguageScriptCode:** The language script code input that will be used to generate the DHL Shipment Receipt and language script code used in it.
- **DHLShipmentReceiptLanguageCountryCode:** The language country code used to generate the DHL Shipment Receipt.
- **DHLShipmentReceiptCustomerDataText:** The additional declaration text that can be provided as part of DHL Shipment Receipt document rendering.

5.2.22 ShipmentRequest Input: LabelOptions DetachOptions

The detach options section will determine the label and/or document image output in the Create Shipment response for Transport Label, Waybill Document, Shipment Receipt and Customs Invoice document image depending on the options. The children element for this section are as below;



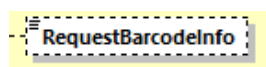
- AllInOnePDF: Flag used to generate a single PDF consisting of Transport Label, Waybill Document, Shipment Receipt and Commercial Invoice. The default value is N, a single PDF or thermal output image file consists of Transport Label + Waybill Document and single PDF or thermal output image file for Shipment Receipt and Customs Invoice will be returned in create shipment response.
- SplitShipmentReceiptAndCustomsInvoice: Flag to generate a single PDF or thermal output image file consisting of Transport Label + Waybill Document, a single file consist of Commercial Invoice and a single file consist of Shipment Receipt. The default value is N, a single PDF or thermal output image file consists of Transport Label + Waybill Document and single PDF or thermal output image file for Shipment Receipt and Customs Invoice will be returned in create shipment response.
- SplitTransportLabelAndWaybillDocument: Flag to generate a single PDF or thermal output file for the Transport Label, a single PDF or thermal output file for the Waybill document and a single PDF file consisting of Commercial Invoice and Shipment Receipt. The default value is N, a single PDF or thermal output image file consists of Transport Label and single PDF or thermal output image file for Waybill Document will be returned in create shipment response.
- SplitLabelsByPieces: This field provide the option to generate a single PDF or thermal output image file for each pieces for the Transport Label and single PDF or thermal output image file for Waybill Document will be returned in the create shipment response. The default value is N, a single PDF or thermal output image file for each pieces for Transport Label and single PDF or thermal output image file for Waybill Document will be returned in create shipment response
- ShipmentReceiptWithLabels: This field provide the option to generate a single PDF consisting of Transport Label, Waybill Document and Shipment Receipt. The default value is N, a single PDF or thermal output image file consists of Transport Label + Waybill Document and single PDF or thermal output image file for Shipment Receipt will be returned in create shipment response.

5.2.23 ShipmentRequest Input: LabelOptions RequestBarcodeInfo

The RequestBarcodeInfo element is an optional value to include response fields such as waybill number, license plate(s) for each piece(s), origin and destination service area code, DHL routing and Client ID barcode in base64 image format.

N (No) – response will not include additional barcode information - default behavior

Y (Yes) – response will include aforementioned additional barcode fields



5.2.24 ShipmentRequest Input: LabelOptions RequestLabelsToFitA4

The RequestLabelsToFitA4 element is an optional value to print the Transport Label and Waybill document into A4 margin PDF. Note: Applicable to ECOM26_A6_002, ECOM26_84CI_001, ECOM26_84CI_002, ARCH_6X4, ARCH_8X4 templates. This option is applicable only for PDF LabelType selection.

N (No) – Transport Label and Waybill document will use default margin settings - default behavior

Y (Yes) – Transport Label and Waybill document will print into A4 margin PDF

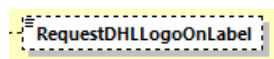


5.2.25 ShipmentRequest Input: LabelOptions RequestDHLLogoOnLabel

The RequestDHLLogoOnLabel element is an optional value to include DHL Logo on Transport Label and Waybill document. Default value is Y, DHL Logo will be printed in the Label and Waybill document.

N (No) – Transport Label and Waybill document will not print DHL Logo

Y (Yes) – Transport Label and Waybill document will print DHL Logo

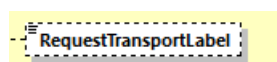


5.2.26 ShipmentRequest Input: LabelOptions RequestTransportLabel

The RequestTransportLabel element is an optional value to request for Transport Label. This element can be set as N only when requesting for a QRCode in the Shipment response (RequestQRCode = Y).

N (No) – Transport Label is not returned in response

Y (Yes) – Transport Label is returned in response

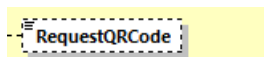


5.2.27 ShipmentRequest Input: LabelOptions RequestQRCode

The RequestQRCode element is an optional value to request for QR Code image in replacement of a printable Transport Label. Default value is N, QRCode is not returned in Shipment response message.

N (No) – QRCode is not returned in response

Y (Yes) – QRCode is returned in response



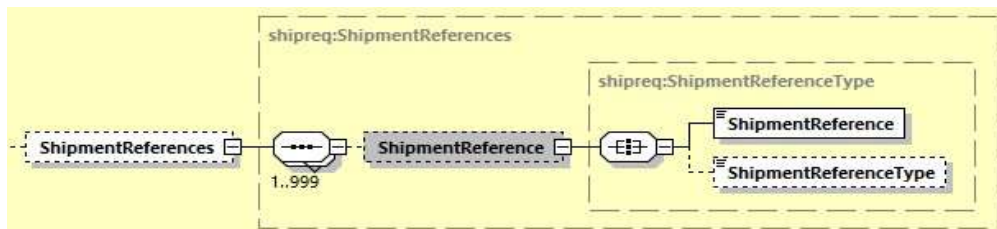
Label-Free shipment processing – requires approval from your local DHL Express IT representative and DHL Express Operations.

A. Steps to prepare a Label-Free shipment to receive QR Code image in Response:

1. Customer sends the CreateShipment request with mandatory fields
 - a. The <RequestQRCode> element must contain value 'Y'
 - b. <SpecialServices/Service[n]/ServiceType> element must contain value of 'PZ'
 - c. <SpecialServices/Service[n]/ServiceType> element must contain any one advance shipment special service type PT / PU / PV / PW. Providing more than one advance shipment special service code will result to error in response.
 - d. <SpecialServices/Service[n]/ServiceType> element must contain the Paperless Trade service value of 'WY' (note: Paperless Trade service may not be available everywhere).
2. There will be no Transport Label image and Waybill doc image returned in response by default. <RequestTransportLabel> element value must be 'Y' if requiring a Transport Label image returned in response, together with the QR code image.
<RequestWaybillDoc> element value must be 'Y' if requiring a Waybill doc image returned in response.
3. <QRCodeImageFormat> element must contain value 'PNG'.
4. <QRCodeTemplate> element must contain value 'QR_1_00_LL_PNG_001'.
5. Customer receives CreateShipment response message containing QR Code image in ShipmentResponse/PackagesResult/PackageResult/QRCode/Image element. Customer may use the QR Code to be scanned upon courier pickup or dropoff at Service Point.

5.2.28 ShipmentRequest Input: ShipmentInfo ShipmentReferences

The ShipmentReferences is an optional value that supported for maximum 999 occurrences. The first reference will be printed on the transport label. If this field is not provided in the request message, the 1st entry of PackageReferences will be used and printed on the transport label. If the shipment reference is provided more than 1 in the request message, only the first ShipmentReference will be printed in the transport label. There are 2 children element under this field, ShipmentReferences and ShipmentReferenceType.



5.2.29 ShipmentRequest Input: ShipmentInfo ParentShipmentIdentificationNumber

The ParentShipmentIdentificationNumber is the Parent (Mother) Shipment ID and the ParentPieceIdentificationNumber is the Parent (Mother) Piece ID number. This field will be used for linkage purposes when the customer is using the conventional BreakBulk Express (BBX) service.



BBX shipment processing – requires approval from your local DHL Express IT representative and DHL Express Operations.

Steps to prepare a conventional BBX shipment:

- 1) Customer sends the create shipment request message for Mother Shipment with relevant shipment information and the below information:
 - a. The <RequestedPackages> element should declare the relevant package’s piece details.
 - b. <SpecialServices/Service[n]/ServiceType> element must contain value of ‘YW’
 - c. <ShipmentInfo/ServiceType> element must contain value of ‘P’ or ‘H’
- 2) Customer receives create shipment response message for Mother Shipment with the Pieces IDs (<TrackingNumber> in MyDHL API create shipment response). The successful response is used to create the Mother shipment label.
- 3) Customer sends the create shipment request message for Baby Shipment with relevant shipment information and the below information:
 - a. At the baby shipment level,
 - <ParentShipmentIdentificationNumber> element must contain the Mother Shipment ID
 - <ShipmentInfo/ServiceType> element must contain value of ‘B’
 - b. For each baby piece id

- <ParentPieceIdentificationNumber> element must contain the corresponding Mother Shipment's piece ID
- 4) Customer receives shipment validation response message for Baby Shipment. The successful response can be used to create the Baby shipment label.

Steps to prepare BBX shipment for Unknown Pallets scenario:

- 1) Customer to invoke MyDHL API RequestIdentifier service (refer section #13) to retrieve the Parent Shipment ID and Parent Pallet ID.
- 2) Customer sends the Create Shipment request message for Baby Shipment with relevant shipment information and the below information:
 - a. At the baby shipment level,
 - <ParentShipmentIdentificationNumber> element must contain the Parent Shipment ID from Step 1.
 - <ShipmentInfo/ServiceType> element must contain value of 'B'
 - b. For each baby piece ID,
 - <ParentPieceIdentificationNumber> element must contain the corresponding Parent Pallet ID from Step 1.
- 3) Customer receives Create Shipment response message for Baby Shipment. The successful Create Shipment response can be used to create the Baby shipment label.
- 4) Customer to decide if required additional pallet (Parent Pallet ID) or ready to complete the BBX process by creating the Parent Shipment.
- 5) If customer requires additional pallet, customer to invoke MyDHL API RequestIdentifier service to retrieve the Parent Pallet ID. Customer to request only the PID in this step.
- 6) Repeat steps 2, 3, and 4 to create Baby Shipment for additional pallet.
- 7) Customer to invoke MyDHL API CreateShipment service to create the Parent Shipment. In this step, customer to use the "UseOwnShipmentIdentificationNumber" and "UseOwnPieceIdentifierNumber" elements and provide the Parent Shipment ID and Piece ID retrieved in Step 1 and Step 5 (if applicable).
 - a. <ShipmentIdentificationNumber> element must contain the Parent Shipment ID from Step 1.
 - b. <PieceIdentifierNumber> element must contain the Parent Piece ID from Step 1 and Step 5 (if applicable)
 - c. <UseOwnShipmentIdentificationNumber> element contain value of 'Y'
 - d. SpecialServices/Service/ServiceType element must contain value of 'YW'
 - e. ShipmentInfo/ServiceType element must contain value of 'P' or 'H'
 - f. Parent Shipment's related information must contain correct total weight, customs value and piece details of all baby shipments created in Step 2.
- 8) Customer receives CreateShipment response message for Parent Shipment. The successful response can be used to create the Parent's shipment label.

Steps to prepare Loose BBX Customer Controlled shipment:

- 1) Customer to invoke MyDHL API RequestIdentifier service (refer [Section 13. RequestIdentifier](#)) to retrieve the Parent Shipment ID.
- 2) Customer sends the Create Shipment request message for Baby Shipment with relevant shipment information below:

- 1) <ParentShipmentIdentificationNumber> element must contain the Parent Shipment ID from Step 1.
 - 2) ShipmentInfo/ServiceType element must contain value of 'B'
 - 3) SpecialServices/Service/ServiceType element must contain value of 'YZ'
 - 4) Baby Shipment's Shipper, Recipient and its children fields to contain contact and address details
 - i. ShipmentRequest/RequestedShipment/Ship/Shipper
 - ii. ShipmentRequest/RequestedShipment/Ship/Recipient
 - 5) Importer of Records (IOR) details such as Importer's contact and address details
 - i. ShipmentRequest/RequestedShipment/Ship/Importer
 - 6) ShipmentInfo/ParentShipmentServiceType element must contain Parent Shipment's Global Product Code
 - 7) ShipmentInfo/ParentShipmentPackagesCount element to contain Parent Shipment total number of Packages if available.
 - 8) LabelTemplate must contain value of 'ECOM26_84_LBBX_001' or 'ECOM26_64_LBBX_001'
- 3) Customer receives Create Shipment response message for Baby Shipment. The successful Create Shipment response can be used to create the Baby shipment Transport label and Waybill document.
- 4) Repeat Step 2 and 3 for additional Baby Shipment
- 5) Complete Loose BBX process by creating the Parent Shipment. Provide relevant Parent shipment details below:
- 1) Parent shipment must include correct Weight, Customs Value, and Piece details of all Baby Shipments' Piece Identification Number (PID) created in Step 2 and 4.
 - 2) <ShipmentIdentificationNumber> element must contain the Parent's Shipment ID from Step 1.
 - 3) <UseOwnShipmentIdentificationNumber> element contain value of 'Y'
 - 4) SpecialServices/Service/ServiceType element must contain value of 'YM'
 - 5) ShipmentInfo/ServiceType element must contain value of 'P', the Parent Shipment's Global Product Code
 - 6) RequestedPackages/UseOwnPieceIdentificationNumber must contain value of 'Y'
 - 7) RequestedPackages/PieceIdentificationNumber must contain the Baby Shipment's Piece Identification Number, repeated for all Baby Shipments' pieces.

Additional notes for Loose BBX Parent shipment:

- It is customer's responsibility to declare the shipments with accurate shipment weight from each baby shipment pieces in RequestedShipment/Packages/RequestedPackages/Weight and total customs value in RequestedShipment/InternationalDetail/ /CustomsValue in the Create Shipment request message. Note that there is no auto-calculate functionality available currently for all baby shipments linked to their respective mother shipment.
- Customer may prepare PLT shipment, upload own Customs Invoice or request for DHL Customs Invoice by declaring all the export declaration line items in the request message.

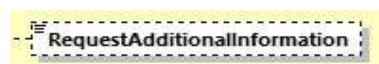
- To request for DHL Customs Invoice, customer must use customs invoice template 'COMMERCIAL_INVOICE_04'.
- 6) Customer receives Create Shipment response message for Parent Shipment. The successful response can be used to create the Parent Shipment's Customs Invoice document if RequestDHLCustomsInvoice option is selected.
- Note:** Response message for Parent Shipment will always return Transport Label. It is not necessary for customer to print the Transport Label as Parent Shipment is a virtual shipment.

5.2.30 ShipmentRequest Input: ShipmentInfo RequestTransliterateResponse

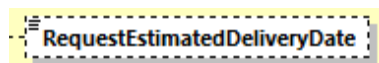
The RequestTransliterateResponse is the flag to request transliteration text in response. The default value is N, the create shipment response will be returned as it is without any transliteration texts. If the value is set to Y, the response message will returned transliteration texts for all fields in Create Shipment request message of international shipments except *_BASE64 AND *_SYMBOLGY fields. The language to be translated will be based on the shipper country code. The only supported language is Russian currently.

**5.2.31 ShipmentRequest Input: ShipmentInfo RequestAdditionalInformation**

The RequestAdditionalInformation node is an optional field to have additional information in the shipment response. The default value is N, where the response message is return as it is. If the value is set as Y, the response message will include the AdditionalInformation field in the response message.

**5.2.32 ShipmentRequest Input: ShipmentInfo RequestEstimatedDeliveryDate**

The RequestEstimatedDeliveryDate node is an optional field to have Estimated Delivery Date (EDD) details in the shipment response. The default value is N, where no additional fields related to Estimated Delivery Date is included in response.

**5.2.33 ShipmentRequest Input: ShipmentInfo EstimatedDeliveryDateType**

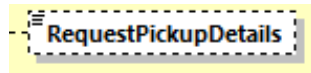
This node comes in pair with RequestEstimatedDeliveryDate field. There are two options of EDD type – QDDF or QDDC.

QDDC - constitutes DHL's service commitment as quoted at booking/shipment creation. QDDC builds in clearance time, and potentially other special operational non-transport component(s), when relevant.

QDDF - is the fastest ("docs") transit time as quoted to the customer at booking or shipment creation. When clearance or any other non-transport operational component is expected to impact transit time, QDDF does not constitute DHL's service commitment.

**5.2.34 ShipmentRequest Input: ShipmentInfo RequestPickupDetails**

The RequestPickupDetails node is an optional field to have pickup related details such as ReadyByTime, CallInTime, Pickup Location Additional Day to be returned in shipment response



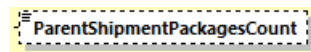
5.2.35 ShipmentRequest Input: ShipmentInfo ParentShipmentServiceType

The ParentShipmentServiceType node is an optional field to indicate the global product code of a Loose BBX parent shipment.



5.2.36 ShipmentRequest Input: ShipmentInfo ParentShipmentPackagesCount

The ParentShipmentPackagesCount node is an optional field to indicate the total pieces count of a Loose BBX parent shipment.



5.2.37 ShipmentRequest Input: ShipmentInfo BypassPLTError

The BypassPLTError node is an optional field to request for bypassing the PLT validation when PLT service is not supported for the provided lane. This node must be used along with ServiceType=WY.

Default value is N, PLT validation will not be bypassed.

N (No) – Indicates to not bypass the PLT Validation

Y (Yes) – Indicates to bypass PLT Validation



5.2.38 ShipmentRequest Input: ShipmentInfo LinkLabelsByPieces

The LinkLabelsByPieces field is an optional field to request additional piece information to be returned in response label image level.

This will help in matching the pieces and the respective label images.

Default value is N, where addition piece information in label image level will not be returned.

N (No) – Addition piece information in label image level will not be returned.

Y (Yes) – Addition piece information in label image level will be returned.

To have response return additional piece information in label image level: -


- 1) RequestedPackages/ShipmentInfo/LinkLabelsByPieces must contain value of 'Y'.
- 2) /LabelOptions/DetachOptions/SplitLabelsByPieces must contain value of 'Y'
- 3) /LabelOptions/DetachOptions/AllInOnePDF cannot contain value of 'Y'

- 4) All /Packages/RequestedPackages/@number attributes must have unique values from 1 to 999.

When all the above conditions are fulfilled, the ShipmentResponse/LabelImage/@packageSequenceNumber attribute will be returned. This packageSequenceNumber attribute will return the same value as provided for Create Shipment request /Packages/RequestedPackages/@number attribute.

The ShipmentResponse/LabelImage/LabelImageName field will be returned as well. For Transport Label(s), it will have value 'label'. For Waybill Document, it will have value 'waybillDoc'.

Additionally, the /PackagesResult/PackageResult/@number attribute will return the same value as provided for Create Shipment request /Packages/RequestedPackages/@number attribute.




5.2.39 ShipmentRequest Input: ShipTimeStamp

The ShipmentTimeStamp node is the date/time stamp (including GMT offset) when the shipment will be ready for shipping and tendered to the carrier, either as part of a scheduled pickup, regular pickup, station dropoff, etc. Please note that the timestamp for this event does not represent the time of the execution of the service, and should not be considered a system event.



5.2.40 ShipmentRequest Input: PickupLocationCloseTime

The PickupLocationCloseTime node identifies the pickup location close time (i.e. what time do the premises where the collection is supposed to happen close). The value must be in local time. The value component must be HH:MM (using a 24-hours clock format, e.g. 14:00). This node is optional and must be used with DropOffType = 'REQUEST_COURIER'.



5.2.41 ShipmentRequest Input: SpecialPickupInstruction

The SpecialPickupInstruction node details any special instructions you wish to send to the courier for the order pick-up. This node is optional and must be used with DropOffType = 'REQUEST_COURIER'.



5.2.42 ShipmentRequest Input: PickupLocation

The PickupLocation node provides information on where the package should be picked up by DHL courier. This node is optional and must be used with DropOffType = 'REQUEST_COURIER'.



5.2.43 ShipmentRequest Input: PaymentInfo

The PaymentInfo node details the potential terms of trade for this specific shipment, and the schema itself defines the possible enumerated values for this field.

It is optional for all non-declarable shipments.

It is mandatory for declarable shipments.



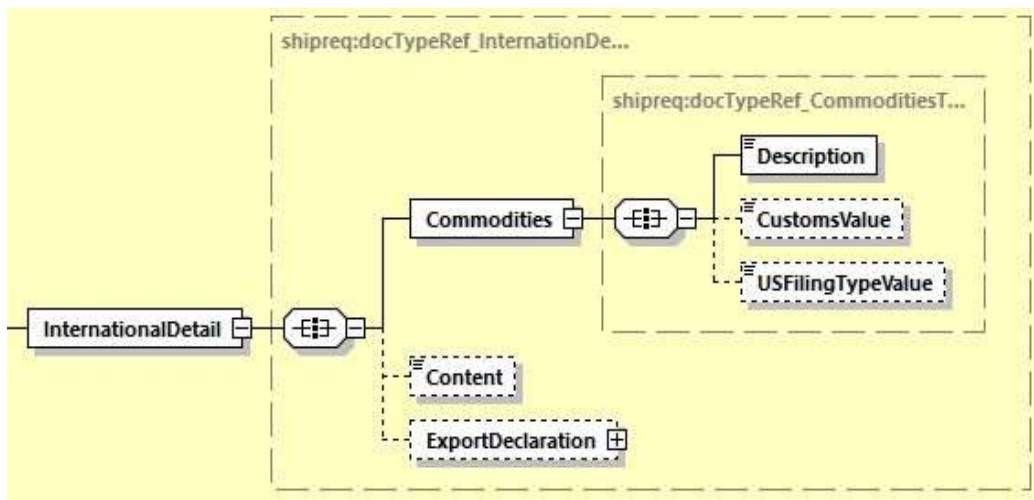
5.2.44 ShipmentRequest Input: International Detail

The InternationalDetail section conveys data elements for international shipping.

The Description field is used as a description of goods for the label and manifest.

The CustomsValue field communicates the customs value of the shipment, used for manifesting.

The USFilingTypeValue is used for the US AES4, FTR and ITN numbers to be printed on the Transport Label



5.2.45 ShipmentRequest Input: Content

The Content node details whether a shipment is non-dutiable (value DOCUMENTS) or dutiable (NON_DOCUMENTS). Depending on the nature of the contents of the shipment, is customs duties are applicable, different products may be offered by the DHL web services.

Note: If the shipment is dutiable, ExportDeclaration section (5.2.44) must be provided.



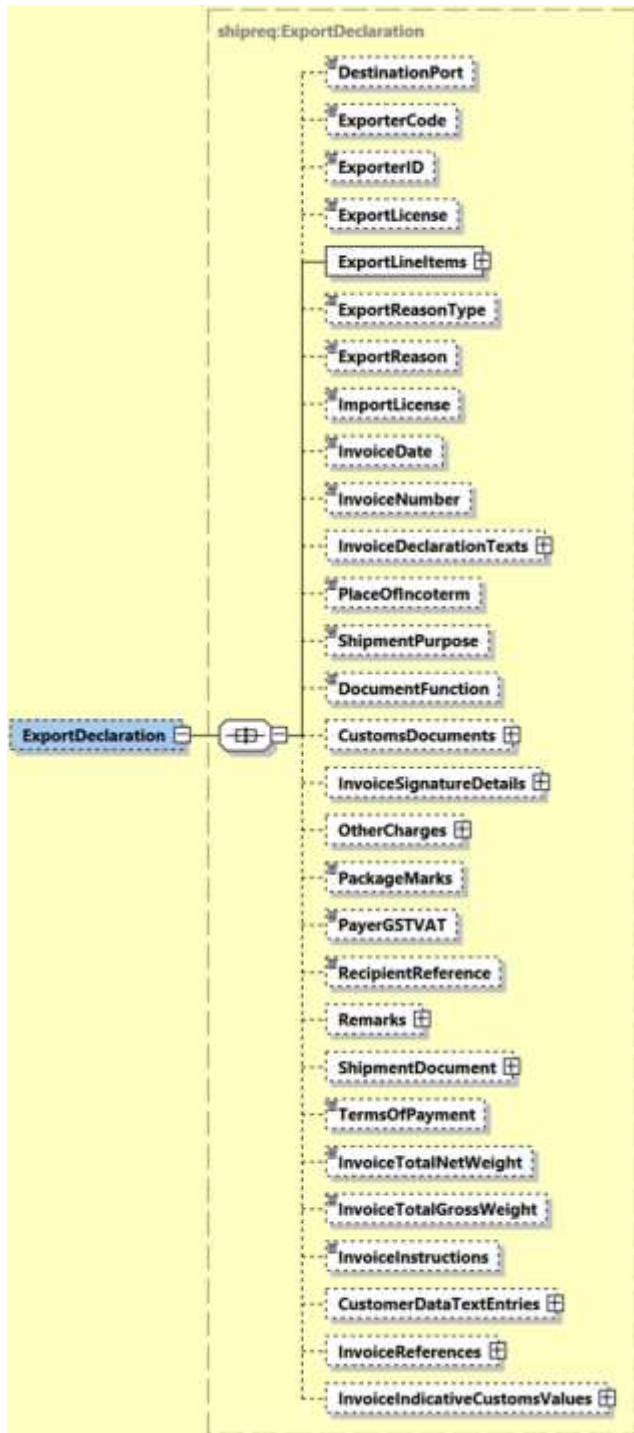
5.2.46 ShipmentRequest Input: ExportDeclaration

The ExportDeclaration section is for DHL Customer to declare dutiable shipment.

If requesting to render a Commercial Invoice PDF, optional elements may be provided in request such as InvoiceDeclarationTexts, InvoiceSignatureDetails, OtherCharges, Remarks, InvoiceInstructions and CustomerDataTextEntries.

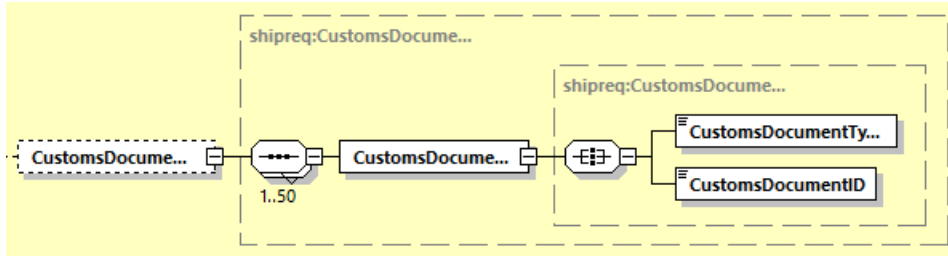
If the shipment is dutiable, ExportDeclaration section must be provided.

ExportDeclaration section is optional field when shipment request has Service Type value of 'PM'.



5.2.46.1 ShipmentRequest Input: CustomsDocuments (0:1)

CustomsDocuments will contain child node CustomsDocument and used to indicate the document type code and document ID that corresponds to one or more associated document(s) for customs declaration purposes.



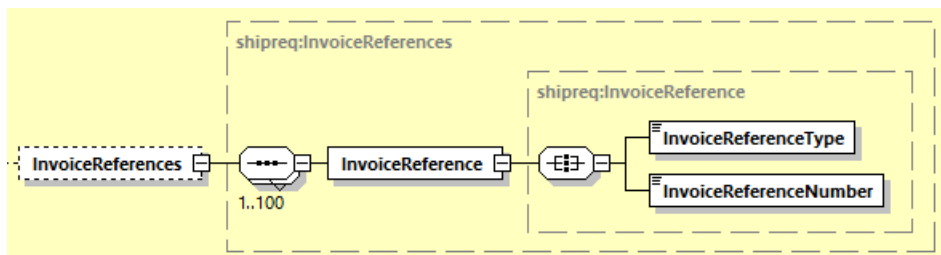
Listed below are allowed Customs document type codes:

Document Type	Description
972	T2LF Dispense Paiement Droits
AHC	Analysis and Health Certificate
ATA	ATA Carnet
ATR	Preference Certificate ATR
CHD	CHED-D (Common Health Entry Document for Feed and Food of Non-Animal Origin
CHP	CHED-P (Common Health Entry Document for Products)
CIT	CITES Certificate
COO	Generic Certificate of Origin
DEX	Duty Exemption Certificate
EU1	Preference Certificate EUR1
EU2	Preferential Declaration of Origin on the Invoice - EUR2
EUS	End Use Authorization
FMA	Certificate of Origin (Form A)
PHY	Phytosanitary Certificate
VET	Veterinary Entry Document
VEX	VAT Exemption Certificate
CRL	Control Document
CSD	Consolidated Customs Entry
PCH	Proof of Purchase
CI2	Export-only Invoice
CIV	Customs Invoice Value
DOV	Invoice
INV	Commercial Invoice
PFI	Pro-Forma
ALC	Agricultural License
HLC	Health Products Regulatory Authority (HPRA) Licensing Requirements
JLC	Justice License
LIC	Specific Export Licenses

LNP	License or Permit
PLI	Permits & Licenses
DLI	Driver's License
NID	National Identity Card
PAS	Passport
CHA	Power of Attorney
CPA	Consignee Power of Attorney
POA	Power of Attorney (Customer-based)
BEX	Branch Letter of Exemption
DGD	Dangerous Goods Declaration
IPA	Intellectual Property Authorization
T2M	T2M Transport Accompanying Document
TAD	TAD Transport Accompanying Document T1
TCS	Transportation Charges Statement
ROD	Receipt on Delivery
EXL	DCE Export of Customs Data
HWB	House Waybill

5.2.46.2 ShipmentRequest Input: InvoiceReferences (0:1)

InvoiceReferences section contains child node InvoiceReference that can be repeated up to max 100 occurrences. Data provided in this section is passed on to the manifest data.



Listed below are allowed invoice level reference type codes:

Reference type	Description
ACL	Parent Shipment ID for BBX
CID	Customer Identifier
CN	Contract Number
CU	Consignor reference number
ITN	US Export declaration reference ID
MRN	Movement Reference number
UCN	Unique reference of a consignment (UCRN)
OID	Order Number
PON	Purchase Order Number

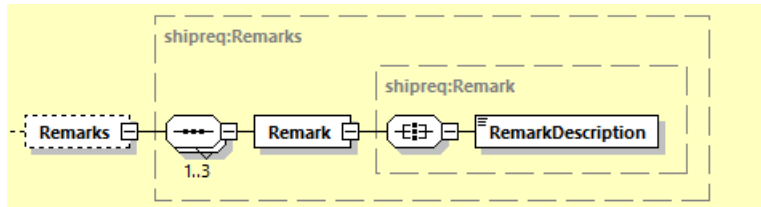
Note:

Multiple unique reference number of 'MRN' reference type is allowed at Invoice Reference Type level.

It is recommended to provide less than 20 InvoiceReferences child nodes of ‘MRN’ invoice reference type.

5.2.46.3 ShipmentRequest Input: Remarks (0:1)

Remarks will contain repeating child node Remark of up to max 3 occurrences. This element will be printed to the commercial invoice PDF.



5.2.46.4 ShipmentRequest Input: OtherCharges (0:1)

OtherCharges will contain repeating child node OtherCharge. This section can be used to input any other monetary charges associated with the shipment such as Freight, Insurance, Fuel Surcharge etc.

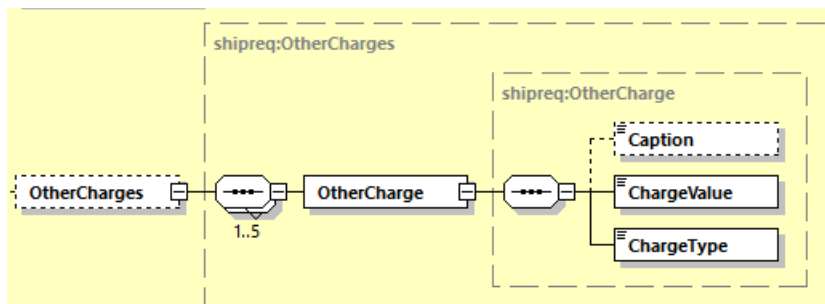
ChargeValue is mandatory element and are included in calculation of Shipment Total Declared Amount.

ChargeType is mandatory element together with ChargeValue and provides more detail as to categorize the charge being provided. Refer to below tables for list of charge type codes and descriptions.

For printing charges in commercial invoice, refer to [Appendix: Commercial Invoice Template Guide](#) on what ChargeType codes can be printed across different Commercial Invoice templates.

OtherCharges with ChargeType “SOTHR” will always be displayed in last sequence order in Commercial Invoice template: COMMERCIAL_INVOICE_P_10 and COMMERCIAL_INVOICE_L_10.

For printing charges in Commercial Invoice with InvoiceIndicativeCustomsValues, refer to 5.2.44.12 ShipmentRequest Input: InvoiceIndicativeCustomsValues (0:1) section for more details.

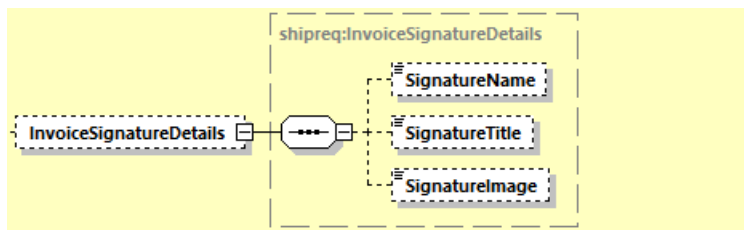


Listed below are allowed charge type codes:

ChargeType	Description of charge
ADMIN	Administration Charge/Fee/Cost
DELIV	Delivery Charge/Fee/Cost
DOCUM	Documentation Charge/Fee/Cost
EXPED	Expedite Charge/Fee/Cost
EXCHA	Export Charge/Fee/Cost
FRCST	Freight/Shipping Charge/Fee/Cost
SSRGE	Fuel Surcharge
LOGST	Logistic Charge/Fee/Cost
SOTHR	Other Charge/Fee/Cost
SPKGN	Packaging/Packing Charge/Fee/Cost
PICUP	Pickup Charge/Fee/Cost
HRCRG	Handling Charge/Fee/Cost
VATCR	VAT Charge/Fee/Cost
INSCH	Insurance Cost (Fee)
REVCH	Reverse Charge

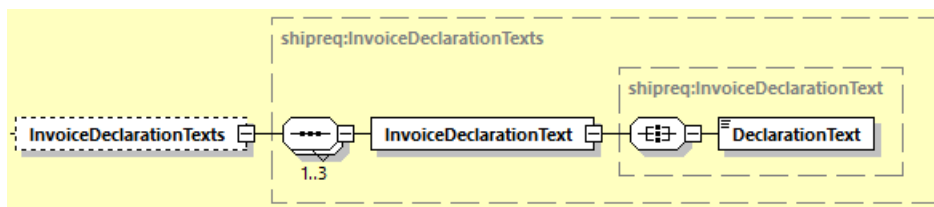
5.2.46.5 ShipmentRequest Input: InvoiceSignatureDetails (0:1)

InvoiceSignatureDetails is used if requested commercial invoice PDF will contain client-specified signature information such as SignatureName, SignatureTitle and SignatureImage.



5.2.46.6 ShipmentRequest Input: InvoiceDeclarationTexts (0:1)

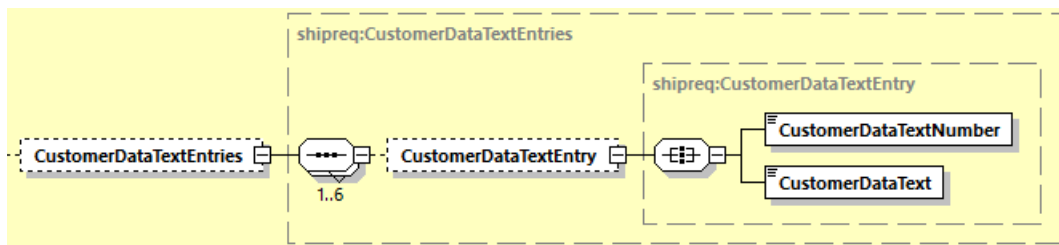
InvoiceDeclarationTexts contains child node InvoiceDeclarationText. This element can be used to input the shipper’s declaration statement and will be printed in commercial invoice PDF.



5.2.46.7 ShipmentRequest Input: CustomerDataTextEntries (0:1)

CustomerDataTextEntries contain child node CustomsDataTextEntry that repeats up to max 6 occurrences.

This section is used exclusively for Loose BBX template COMMERCIAL_INVOICE_04.

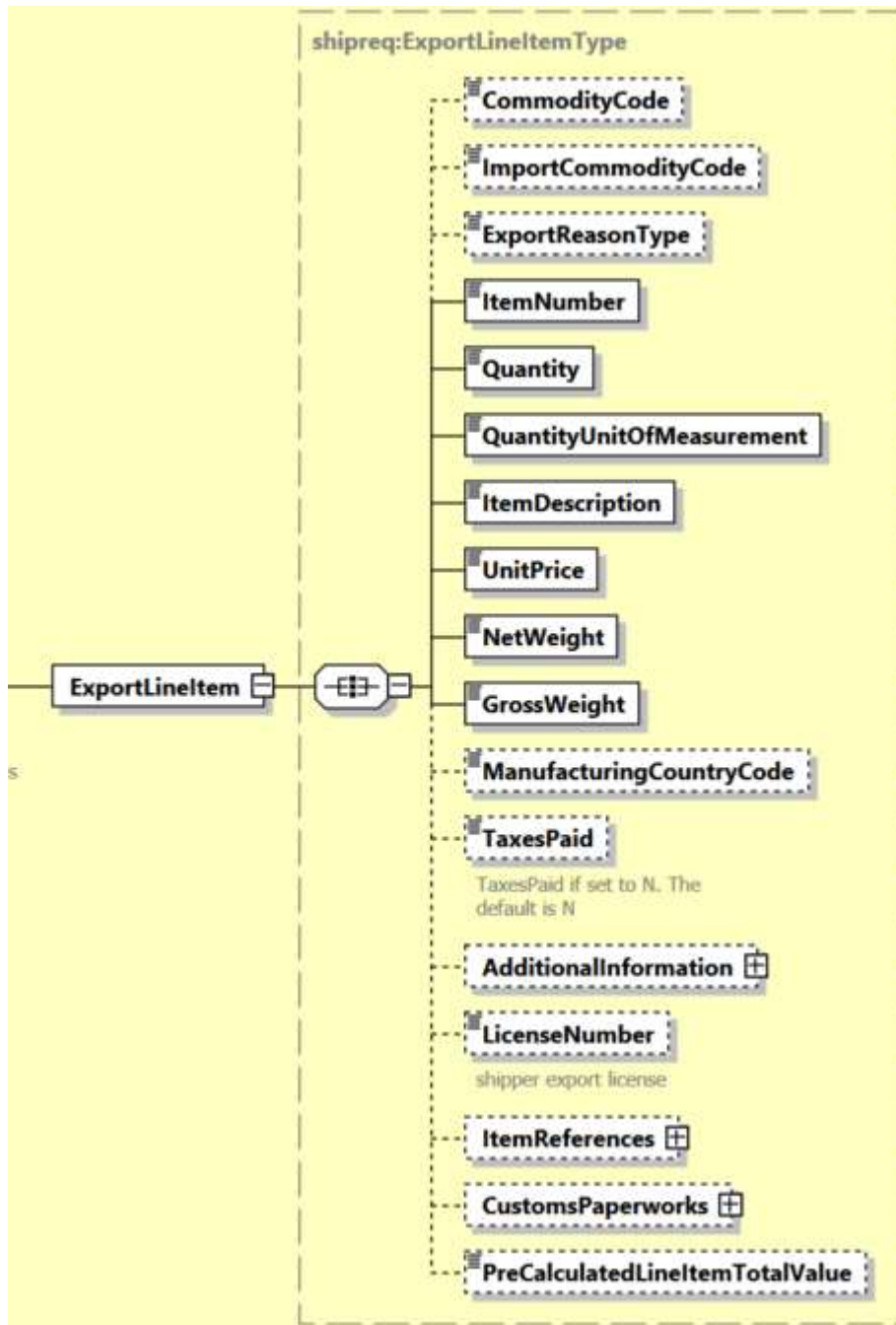


5.2.46.8 ShipmentRequest Input: ExportLineItems (1:1)

ExportLineItems contains a child node ExportLineItem which can repeat up to 999 occurrences. This section is used to provide details of individual items to be listed in the commercial invoice.

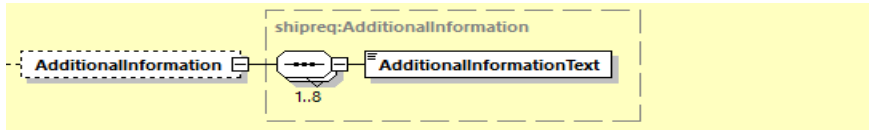
ExportLineItem requires several mandatory fields – ItemNumber, Quantity, QuantityUnitOfMeasurement, ItemDescription, UnitPrice, NetWeight, GrossWeight and ManufacturingCountryCode.

If requesting to render a Commercial Invoice PDF, optional elements may be provided in request such as CommodityCode, LicenseNumber, AdditionalInformation and PreCalculatedLineItemTotalValue.



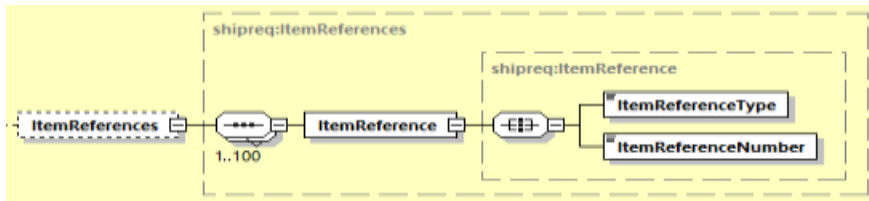
5.2.46.9 ShipmentRequest Input: ExportLineItem/AdditionalInformation (0:1)

AdditionalInformation contains child node AdditionalInformationText that can repeat up to 8 times. This field contain the item’s additional packaging information that will be printed to the invoice PDF. This section is used for Loose BBX template COMMERCIAL_INVOICE_04, COMMERCIAL_INVOICE_P_10 and COMMERCIAL_INVOICE_L_10.



5.2.46.10 ShipmentRequest Input: ExportLineItem/ItemReferences (0:1)

ItemReferences section contains child node ItemReference that can be repeated up to max 100 occurrences. Data provided in this section is passed on to the manifest data. First five ItemReference in request message can be printed in templates COMMERCIAL_INVOICE_P_10 and COMMERCIAL_INVOICE_L_10.

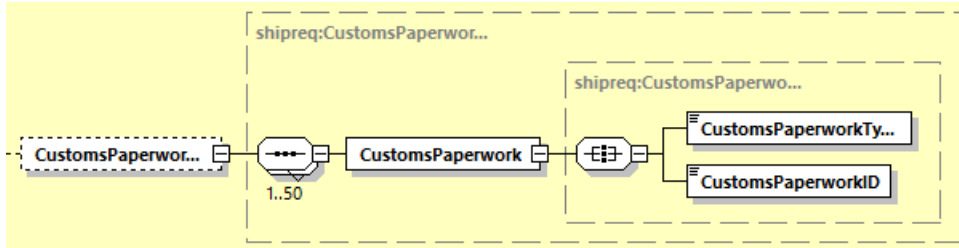


Listed below are allowed item level reference type codes:

Reference type	Description
AAJ	Delivery Order number
ABW	Stock Keeping Unit
ALX	Model
AFE	Export Control Commodity number (ECCN)
BRD	Brand
DGC	Dangerous Goods Content Identifier
INB	In Bond shipment
MAK	Make
PAN	Part No
PON	Purchase Order Number
SE	Serial number
SON	Sales order No
OID	Order ID

5.2.46.11 ShipmentRequest Input: ExportLineItem/CustomsPaperworks (0:1)

CustomsPaperworks will contain child node CustomsPaperwork and used to indicate the document type code and document ID that corresponds to one ore more associated document(s) for customs declaration purposes.



Listed below are allowed Customs document type codes:

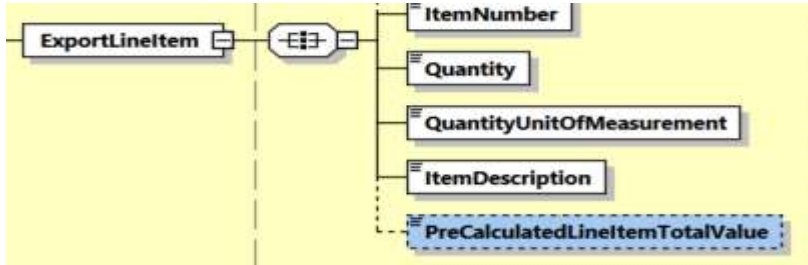
Paperwork Type	Description
972	T2LF Dispense Paiement Droits
AHC	Analysis and Health Certificate
ATA	ATA Carnet
ATR	Preference Certificate ATR
CHD	CHED-D (Common Health Entry Document for Feed and Food of Non-Animal Origin)
CHP	CHED-P (Common Health Entry Document for Products)
CIT	CITES Certificate
COO	Generic Certificate of Origin
DEX	Duty Exemption Certificate
EU1	Preference Certificate EUR1
EU2	Preferential Declaration of Origin on the Invoice - EUR2
EUS	End Use Authorization
FMA	Certificate of Origin (Form A)
PHY	Phytosanitary Certificate
VET	Veterinary Entry Document
VEX	VAT Exemption Certificate
CRL	Control Document
CSD	Consolidated Customs Entry
PCH	Proof Of Purchase
CI2	Export-only Invoice
CIV	Customs Invoice Value
DOV	Invoice
INV	Commercial Invoice
PFI	Pro-Forma
ALC	Agricultural License
HLC	Health Products Regulatory Authority (HPRA) Licensing Requirements
JLC	Justice License
LIC	Specific Export Licenses
LNP	License or Permit
PLI	Permits & Licenses

DLI	Driver's License
NID	National Identity Card
PAS	Passport
CHA	Power of Attorney
CPA	Consignee Power of Attorney
POA	Power of Attorney (Customer-based)
BEX	Branch Letter of Exemption
DGD	Dangerous Goods Declaration
IPA	Intellectual Property Authorization
T2M	T2M Transport Accompanying Document
TAD	TAD Transport Accompanying Document T1
TCS	Transportation Charges Statement
ROD	Receipt on Delivery
EXL	DCE Export of Customs Data
HWB	House Waybill

5.2.46.12 ShipmentRequest Input: ExportLineItem/PreCalculatedLineItemTotalValue (0:1)

PreCalculatedLineItemTotalValue indicates pre-calculated sum of all Export Line Items' Subtotal value in Export Declaration segment. This field value will be rendered in Commercial Invoice output and manifest message.

Note: Value must be greater than 0 (zero) to be provided in this field.



5.2.46.13 ShipmentRequest Input: InvoiceIndicativeCustomsValues (0:1)

InvoiceIndicativeCustomsValues contains child nodes ImportCustomsDutyValue and ImportTaxesValue.

ImportCustomsDutyValue indicates pre-calculated Import Customs Duties value.

ImportTaxesValue indicates pre-calculated Import Taxes value.

Note: Value must be equal or greater than 0 (zero) to be provided in these field.

TotalWithImportDutiesAndTaxes field is applicable only for Perfect invoice scenario.

It is pre-calculated as the sum of all Export Line Item Subtotal, plus all Other Charges amount, plus ImportCustomsDutyValue and ImportTaxesValue.

Note: Value must be greater than 0 (zero) to be provided in this field.

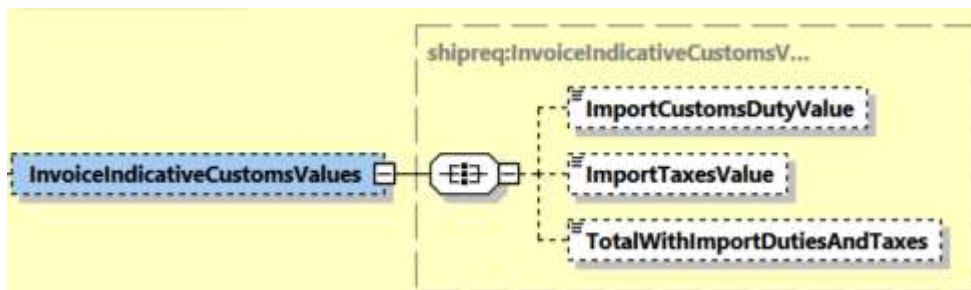
These 3 elements are only applicable for Commercial Invoice printing purpose in Customs Invoice template*: COMMERCIAL_INVOICE_P_10 and COMMERCIAL_INVOICE_L_10.

If any of this child nodes are present, it will only be able to display up to three OtherCharges. Nonetheless, the ShipmentRequest can still contain up to five OtherCharges.

Freight Cost (OtherCharges with ChargeType “FRCST”) will have highest precedence when displaying in above mentioned Customs Invoice templates, followed by Insurance Cost (OtherCharges with ChargeType “INSCH”).

If there are more than three Other Charges, the third Other Charges onwards will be combined and displayed under one single caption of “Other Charges”.

Note: If either first or second OtherCharges has ChargeType of “SOTHR”, and there are more than three OtherCharges provided in the request, the OtherCharges with ChargeType of “SOTHR” will be consolidated under the combined “Other Charges” caption as well.



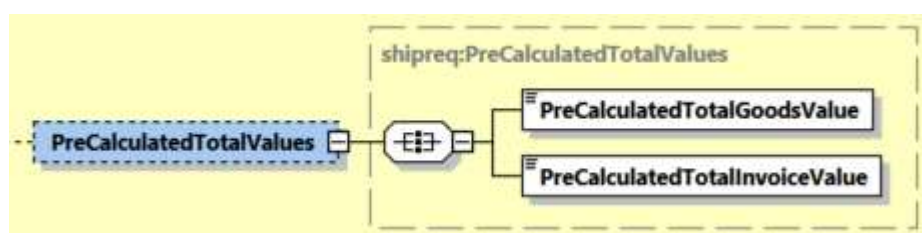
5.2.46.14 ShipmentRequest Input: PreCalculatedTotalValues (0:1)

PreCalculatedTotalValues contains child nodes PreCalculatedTotalGoodsValue and PreCalculatedTotalInvoiceValue.

PreCalculatedTotalGoodsValue indicates pre-calculated sum of all Export Line Items' Subtotal in Export Declaration. This field value will be rendered in Commercial Invoice output and manifest message.

PreCalculatedTotalInvoiceValue indicates pre-calculated sum of all Export Line Items' Subtotal amount plus all Other Charges amount. This field value will be used in rendered Commercial Invoice output, Waybill document and manifest message.

Note: Value must be greater than 0 (zero) to be provided in this field.



5.2.47 ShipmentRequest Input: OnDemandDeliveryOptions (0:1)

The OnDemandDeliveryOptions section conveys data elements for On Demand Delivery (ODD) service.

The Delivery option is to define which on demand delivery option you wish to choose optionally when your shipment is to be delivered. The options are:

- TV (Deliver to a DHL Express Servicepoint)
- SW (Leave with neighbour)
- SX (Signature release)

The Location is mandatory if the above delivery option is SX and should advise DHL where exactly to leave the shipment (ie.front door etc)

The instructions is optional – additional information that is useful for the DHL Express courier

The GateCode is optional – is the entry code to gain access to an apartment complex or gate

The LWNTTypeCode is mandatory if the above delivery option is SW. The possible values are

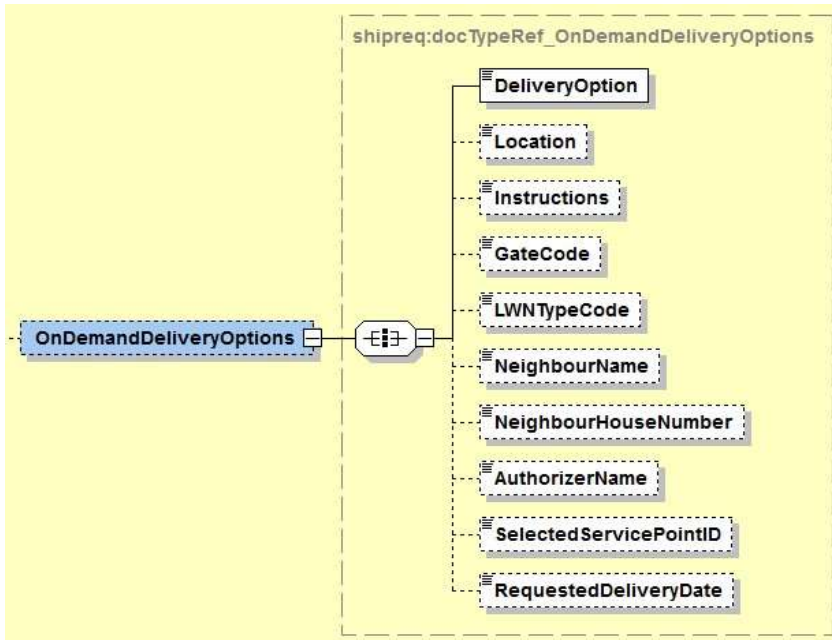
- N – Leave with neighbour
- C – Leave with concierge

The NeighbourName is mandatory if the delivery option is SW and the LWNTTypeCode is N (Neighbour) – this is where the name of the neighbour is required

The NeighbourHouseNumber is mandatory if the delivery option is SW and the LWNTYPECode is N (Neighbour) – this is the house number of the neighbour

The AuthorizerName is mandatory if delivery option is SX – this is the person that this authorised to sign and receive the DHL Express shipment.

The SelectedServicePointID is mandatory if delivery option is TV – this is the unique DHL Express Service point location ID of where the parcel should be delivered (please contact your local DHL Express Account Manager to obtain the list of the servicepoint IDs)



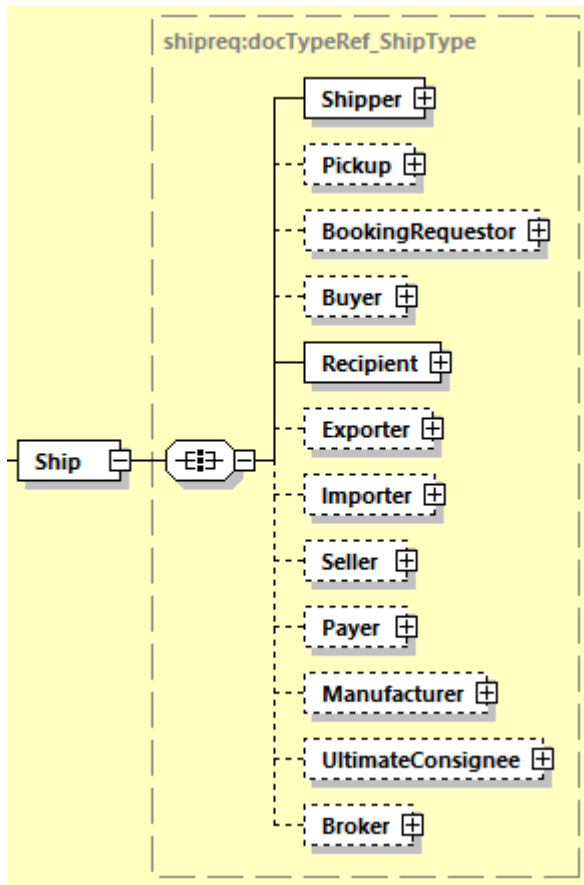
5.2.48 ShipmentRequest Input: OnDemandDeliveryURLRequest

The `OnDemandDeliveryURLRequest` is an optional field to request the On Demand Delivery (ODD) link. It will provide an URL link for the specified Waybill Number, Shipper Account Number. The default value is N, no ODD link URL is provided in the response message.



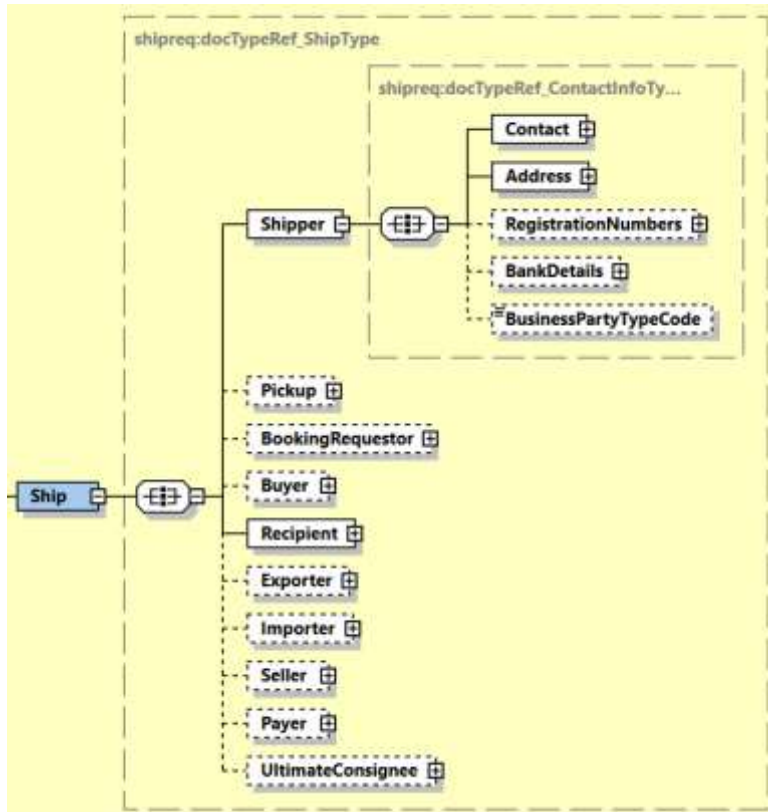
5.2.49 ShipmentRequest Input: Ship

The Ship section outlines the shipper, receiver and optional buyer, importer, exporter, seller, payer, pickup, manufacturer, ultimate consignee and broker address for the specific shipment request. In the context to rate requests, the street address elements are not critical, since capability and rate are determined based on city, postal code, and country code.



Please note that the Shipper, Pickup, BookingRequestor, Buyer, Recipient, Exporter, Importer, Seller, Payer, Manufacturer, UltimateConsignee and Broker structures are identical.

If included in the message, this optional Pickup structure will be used as precedence over the Shipper address when the Pickup service is invoked. The Pickup address will not be used in manifesting.

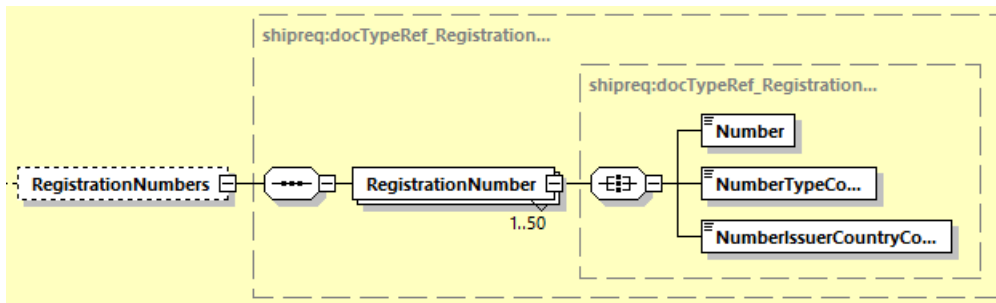


5.2.50 RegistrationNumbers

Is used to provide Registration Number(s) of the Shipper and/ or Recipient issued by any country regulatory office. This is applicable for Shipper, Buyer, Recipient, Exporter, Importer, Seller, Payer, Manufacturer, UltimateConsignee and Broker segments.

Refer to [Appendix: Registration Number Type Codes](#) attached in this document for full list of codes, their description and applicable issuing country and shipping roles.

For printing registration numbers in commercial invoice, refer to [Appendix: Commercial Invoice Template Guide](#) on what NumberTypeCode values can be printed across different Commercial Invoice templates.



5.2.51 ShipmentRequest Input: Packages

The Packages section details the contents of individual pieces (or discrete shipping containers) within the shipment. The minimum number of packages or pieces in a shipment is one and the upper limit is 999.

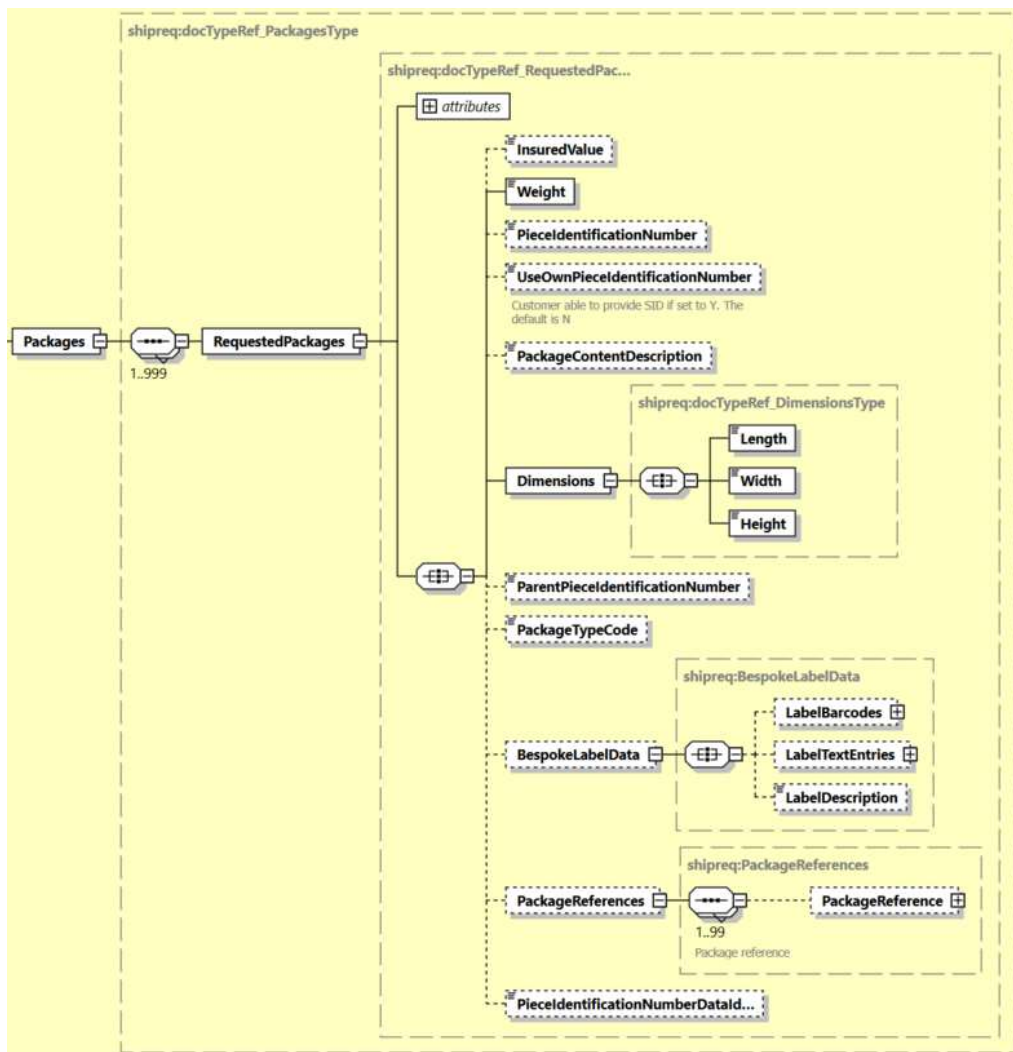
The InsuredValue field is an optional field in the Packages section which will be deprecated from the interface, as the SpecialServices section should be used to convey Insured Value.

The Weight and Dimensions fields represent the weight and dims of the individual pieces.

The PackageReference field is used as the Piece Reference and the first instance is also used as the Shipment Reference. Currently only the Shipment Reference appears on the label.

The ParentPieceIdentificationNumber is the Parent (Mother) Piece ID number. This field will be used to indicate the Mother Shipment’s Piece ID for linkage purposes when the customer is using the conventional BreakBulk Express (BBX) service.

The BespokeLabelData is to print additional customer information in the Transport Label. This segment is required when the LabelTemplate value is ECOM26_84CI_003.



5.2.52 ShipmentRequest Input: DangerousGoods

The DangerousGoods section indicates if there is dangerous good content within the shipment.

The ContentID node contains the Content ID for Dangerous Good classification.

It is required to provide the dangerous good Content ID for every dangerous good special service provided, and vice versa.

For the complete list of dangerous goods Content IDs and dangerous goods special services combinations, refer to [Appendix: CREATESHIPMENT DANGEROUS GOOD DETAILS](#).

Note: Please contact your DHL Express IT representative if additional assistance is required.

For dangerous goods shipment with Dry Ice example: UN1845 (Content ID – 901), additional node must be populated – “DryIceTotalNetWeight.”

For dangerous goods shipment with “Excepted Quantities”, additional node must be populated – “UNCodes”.

Few scenarios guideline to prepare a Dangerous Goods shipment for:

A) Dry Ice:

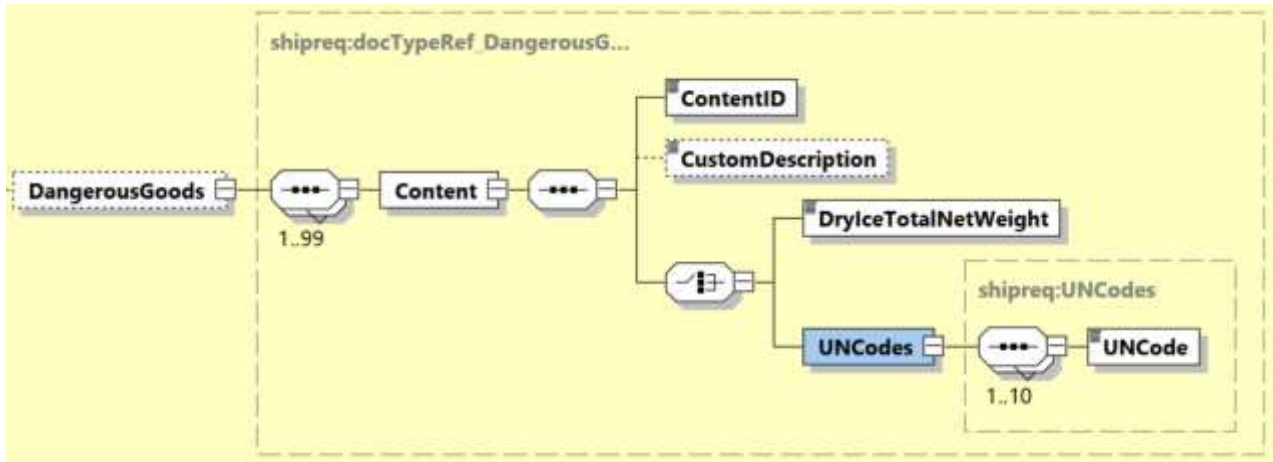
1. <SpecialServices/Service[n]/ServiceType> element must contain value of ‘HC’
2. <DangerousGoods/Content/ContentID> element consists of ‘901’
3. <DangerousGoods/Content/DryIceTotalNetWeight> element consists of the total net weight of the dry ice in <ShipmentInfo/UnitOfMeasurement> unit of measurement

B) Lithium Battery:

1. <SpecialServices/Service[n]/ServiceType> element must contain value of ‘HD’, ‘HM’, ‘HV’ or ‘HW’
2. <DangerousGoods/Content/ContentID> element consists of ‘966’, ‘969’, ‘967’, ‘970’ respectively

C) Excepted Quantities:

1. <SpecialServices/Service[n]/ServiceType> element must contain value of ‘HH’
2. <DangerousGoods/Content/ContentID> element consists of ‘E01’
3. <DangerousGoods/Content/UNCodes/UNCode> element consists of the UN code associate with it



The CustomDescription node contains the customized Dangerous Goods statement to declare contents accurately. The CustomDescription node value will be displayed in the Transport Label and Waybill Document, replacing the default IATA Dangerous Goods statement constructed based on ContentID node.

Multiple CustomDescription nodes from multiple DangerousGoods Content nodes will be concatenated using comma separator with combined maximum limit of 200 characters.

It is recommended to use CustomDescription for entire shipment for each DangerousGoods Content to fully utilize CustomDescription printout in Transport Label and Waybill Document.

Notes:

For <CustomDescription> usage, ensure all <Content> segments are including the <CustomDescription> field value.

Any of the DangerousGoods Content does not provide with CustomDescription field value will be ignored from printing in Transport Label and Waybill Document.

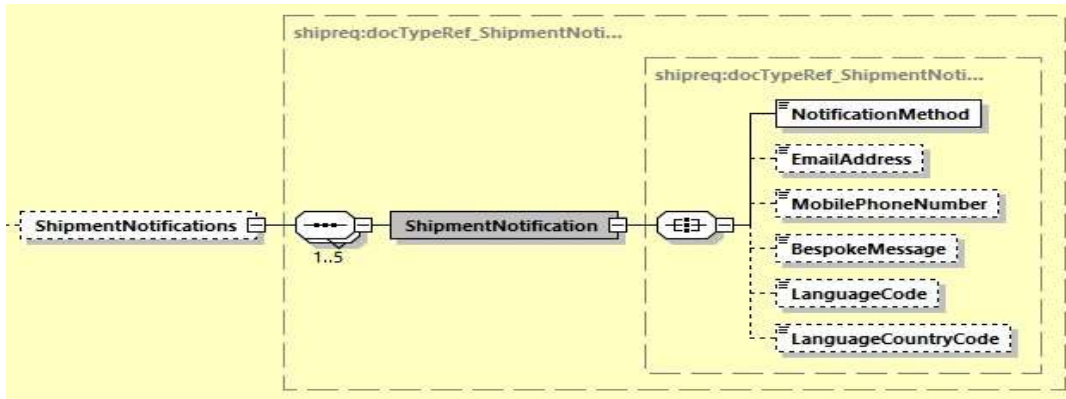
5.2.53 ShipmentRequest Input: GetRateEstimates

The GetRateEstimates node is a flag that will provide customers the option to receive total shipping charges and special services charges in the response. The default value for this flag is N. If the value is set to Y, the shipping charge will be returned in the response message if applicable. Please note that this may increase the response times of the service.



5.2.54 ShipmentRequest Input: ShipmentNotifications

This ShipmentNotifications section is to support sending email notification once the shipment is created. The email will contain the basic information on the shipper, recipient, waybill number, and shipment information. The minimum number of shipment email notification to be sent is one and the upper limit is 5.



- NotificationMethod: Mandatory field for method of notification to be sent. The valid value is 'EMAIL'
- EmailAddress: Email address to receive the notification mail.
- BespokeMessage: Any additional message from the shipper to be added to the body of the mail
- LanguageCode: Email content language. Please refer to the input field table for list of supported language in this field.
- LanguageCountryCode: Email notification language country code.

5.2.55 ShipmentRequest Input: StrictValidation

The StrictValidation node accepts values **Y** or **N**. This element will be used to indicate strict validation of shipper and recipient address details, and validation of product and service(s) combination provided in request. Default if not provided is **N**.



5.2.56 ShipmentRequest Input: RequestShipmentDataValidation

The RequestShipmentDataValidation node accepts values **Y** or **N**. This element will be used to indicate to perform shipment data compliant validation prior to create a genuine shipment. Default if not provided is **N**.



5.3 SHIPMENT REQUEST – INPUT FIELD LIST

Shipment Request fields	M/O	Values or Constraints	Comments
ShipmentRequest			
ShipmentRequest/ClientDetail			
SSO	O		This field is for internal use only

plant	O		This field is for internal use only
ShipmentRequest/Request			
ShipmentRequest/Request/ServiceHeader			
MessageTime	O	TIMESTAMP	Format: YYYY-MM-DD(T)hh:mm:ss- GMTTIMEOFFSET e.g. 2010-11-24T00:17:20+01:00
MessageReference	O	AN 36	Message reference, between 28-36 characters in length.
WebstorePlatform	O	AN 20	Reserved for Third Party Vendors identification
WebstorePlatformVersion	O	AN 15	Reserved for Third Party Vendors identification
ShippingSystemPlatform	O	AN 30	Reserved for Third Party Vendors identification
ShippingSystemPlatformVersion	O	AN 15	Reserved for Third Party Vendors identification
PlugIn	O	AN 20	Reserved for Third Party Vendors identification
PlugInVersion	O	AN 15	Reserved for Third Party Vendors identification
ShipmentRequest/RequestedShipment			
ShipTimestamp	M	YYYY-MMDDT24HH:MM:SS GMT+k	This timestamp identifies the pickup date and time of the rated shipment. It needs to be provided in the following format with GMT offset YYYY-MM-DDTHH:MM:SSGMT+k 2010-02-26T17:00:00GMT+01:00 If the date is on a public holiday, Sunday or any other day where there is no pickup, the shipment request will return this in the error code as it is a non valid request.
PickupLocationCloseTime	O	HH:mm	This node identifies the closing time of your pickup location in local time.

			<p>It needs to be provided in the following 24hours time format:</p> <p>HH:mm</p> <p>Sample: 17:00</p>
SpecialPickupInstruction	0	AN 75	This node details special pickup instructions you may wish to send to the DHL Courier
PickupLocation	0	AN 80	This node provides information on where the package should be picked up by DHL courier.
PaymentInfo	0	AN 3	<p>It is optional for all non-declarable shipments.</p> <p>It is mandatory for declarable shipments.</p> <p>Possible values:</p> <ul style="list-style-type: none"> - CFR – Cost And Freight - CIF – Cost, Insurance and Freight - CIP – Carriage And Insurance Paid To - CPT – Carriage Paid To - DAF – Delivered At Frontier - DDP – Delivery Duty Paid - DDU – Delivery Duty Unpaid - DAP – Delivered At Place - DAT – Delivered At Terminal - DEQ – Delivered Ex Quay (Duty Paid) - DES – Delivered Ex Ship - EXW – Ex Works - FAS – Free Alongside Ship - FCA – Free Carrier - FOB – Free On Board - DPU – Delivered at Place Unloaded
OnDemandDeliveryURLRequest	0	A 1	Request for ODD link URL for the specified Waybill Number, Shipper Account Number

			<p>Possible values;</p> <ul style="list-style-type: none"> - Y - N (default)
GetRateEstimates	O	A 1	<p>This field is used to return the TotalNet in the response message. The default value for this field is N. Please note that this may increase response times.</p> <p>Possible values;</p> <ul style="list-style-type: none"> - Y - N (default)
StrictValidation	O	“Y” or “N”	<p>This field is used to indicate strict validation of shipper and recipient address and product-services combination.</p> <p>The default is N.</p>
RequestShipmentDataValidation	O	“Y” or “N”	<p>This field used to indicate to perform shipment data compliant validation prior to create a genuine shipment.</p> <p>The default is N.</p>
ShipmentRequest/RequestedShipment/ShipmentInfo			
DropOffType	M	Enumerated	<p>Possible values:</p> <ul style="list-style-type: none"> -REGULAR_PICKUP, the pickup location is already served by a regular courier and an additional pickup does not need to be considered for this service - REQUEST_COURIER, The rating response returns products for which the pickup capability is given, based on ShipmentTimeStamp.
ServiceType	M	AN 6	<p>The shipping product requested for this shipment, corresponding to the DHL Global Product codes.</p>
LocalServiceType	O	AN 3	<p>DHL “local / country specific” Product Code used to ship the items. Important when shipping domestic</p>

			products – please consult your DHL Express IT consultant if needed.
Account	M/O	AN 12	<p>The customer account to be used as payer in the request. If the <Account> tag is used then there is no need to populate the Billing section further down below in this table as the <Account> tag will override any other accounts entered.</p> <p>However if you do wish to charge your shipment to a third party or receiver then please leave the ACCOUNT section out and populate the Billing section below</p>
Currency	O	AN 3	<p>The currency of the monetary values presented in the request.</p> <p>It is optional for all non-declarable shipments.</p> <p>It is mandatory for declarable shipments.</p>
UnitOfMeasurement	M	AN 2	<p>The unit of measurement for the dimensions of the package.</p> <p>Possible values:</p> <ul style="list-style-type: none"> - SI, international metric system (KG, CM) - SU, the US system of measurement (LB, IN)
ShipmentIdentificationNumber	O	AN 35	<p>The shipment identification number does not need to be transmitted in the request as the operation will assign a new number and return it in the response. Only used when UseOwnShipmentIdentificationNumber set to Y and this feature enabled within customer profile.</p>
UseOwnShipmentIdentificationNumber	O	A 1	<p>Y or 1 = allows you to define your own AWB in the tag above</p> <p>N or 0 = Auto-allocates the AWB from DHL Express</p> <p>You can request your own AWB range from your DHL Express IT consultant and store these locally in your integration however this is not</p>

			<p>needed as if you leave this tag then DHL will automatically assign the AWB centrally.</p> <p>In addition this special function needs to be enabled for your username by your DHL Express IT Consultant.</p>
LabelType	O	AN 3	<p>Possible values:</p> <ul style="list-style-type: none"> - PDF - ZPL - EPL - LP2
LabelTemplate	O	AN 25	<p>Any valid DHL Express label template (please contact your DHL Express IT representative for a list of labels) – If this node is left blank then the default DHL ecommerce label template will be used.</p> <p>Possible values;</p> <ul style="list-style-type: none"> - ECOM26_84_A4_001 - ECOM26_84_001 - ECOM_TC_A4 - ECOM26_A6_002 - ECOM26_84CI_001 - ECOM_A4_RU_002 - ECOM26_84CI_002 - ECOM26_84CI_003 - ECOM26_84_LBBX_001 - ECOM26_64_LBBX_001
ArchiveLabelTemplate	O	AN 25	<p>Any valid DHL Express archive label template (please contact your DHL Express IT representative for a list of labels) – If this node is left blank then the default DHL ecommerce label template will be used.</p> <p>Possible values;</p> <ul style="list-style-type: none"> - ARCH_8X4_A4_002 - ARCH_8X4 - ARCH_6X4 - ARCH_A4_RU_002
QRCodeTemplate	O	AN 25	<p>QR Code template name</p> <p>Possible value:</p>

			- QR_1_00_LL_PNG_001 (default)
QRCodeImageFormat	0	Enumerated	QR Code image format Possible value: - PNG
CustomsInvoiceTemplate	0	AN 25	Customs invoice template name. Possible values: - COMMERCIAL_INVOICE_04 This template can print the Shipper, Recipient, Buyer and Importer address details and is on portrait orientation. (note: this template is for exclusive use for preparing Loose BBX shipment.) - COMMERCIAL_INVOICE_L_10 This template can print the “Shipper”, “Recipient”, “Seller”, “Exporter”, “Importer”, “Buyer” and “Broker” address details and is on landscape orientation. Note: Only 6 roles will be printed and precedence rules applied. - COMMERCIAL_INVOICE_P_10 (default) This template can print the Shipper, Recipient and upto two more additional address details, as this template can print upto four address details. This template is on portrait orientation. Note: If customer provided more than four address roles in the request message and this template is selected, the rendered invoice will only contain four address roles based on order of priority: Shipper, Recipient, Seller,

			<p>Importer, Exporter, Buyer and Broker.</p> <p>A warning message will be included in shipment response. Payer role is not printed in any customs invoice template.</p> <p>- RET_COM_INVOICE_A4_01 This template can print the Shipper, Recipient and Importer of record address details and is on landscape orientation. This template is for exclusive use for certain shipment where the goods are actual 'returns'. The Shipper is the party that earlier has received the goods, but now wishes to return the goods to its originating party. The Recipient in this shipment scenario will receive the 'returned goods'. Therefore such request of shipment with an invoice rendering may utilize the specific invoice template for 'Returns Invoice'.</p> <p>Refer to Appendix: Commercial Invoice Template Guide on what RegistrationNumber/NumberType Code and OtherCharge/ChargeType can be printed across different Commercial Invoice templates.</p>
ShipmentReceiptTemplate	O	AN 25	<p>Shipment receipt template name. Possible value:</p> <ul style="list-style-type: none"> - SHIP_RECPT_A4_RU_002 - SHIPRCPT_EN_001 (default)
ParentShipmentIdentification Number	O	AN 25	<p>Parent (Mother) Shipment ID number used for Break Bulk Shipments (BBX)</p>

RequestTransliterateResponse	O	A 1	<p>Request transliteration text in response. Currently only Russian is supported.</p> <p>Possible values:</p> <ul style="list-style-type: none"> - Y, the response message will return Transliterated Value for the supported fields - N, the response message will return as per request message field values (Default)
RequestAdditionalInformation	O	Enumerated	<p>Possible values:</p> <ul style="list-style-type: none"> - Y, the response message will include <AdditionalInformation> section and its children nodes such as BillingCode, Service Area, Shipper and Recipient details, etc. - N, the response message will return as per request message field values (Default)
RequestEstimatedDeliveryDate	O	Enumerated	<p>To request for an estimated delivery date (EDD) in the shipment response. This field can be provided together with <EstimatedDeliveryDateType> element.</p> <p>Possible values:</p> <ul style="list-style-type: none"> - Y, the response message will include EDD - N, the response message will not contain any EDD information
EstimatedDeliveryDateType	O	Enumerated	<p>Possible values:</p> <p>QDDC – includes in clearance time, and potentially other special operational non-transport component(s), when relevant.</p> <p>QDDF - is the fastest ("docs") transit time as quoted to the customer at booking or shipment creation.</p>

RequestPickupDetails	0	Enumerated	<p>To request for pickup-related details such as CutoffTime, PickupCutoffSameDayOutboundProcessing, PickupWindowEarliestTime, etc to be returned in the Shipment response.</p> <p>Possible values:</p> <ul style="list-style-type: none"> - Y, the response message will include <PickupDetails> section and its children nodes such as CutoffTime, PickupCutoffSameDayOutboundProcessing, PickupWindowEarliestTime etc. - N, the response message will not contain <PickupDetails> section (Default)
ParentShipmentServiceType	0	AN 3	<p>Global product code of a LBBX parent shipment. Must include this value when creating LBBX baby shipment.</p> <p>Applicable for ECOM26_84_LBBX_001 and ECOM26_64_LBBX_001 template only.</p>
ParentShipmentPackagesCount	0	Integer	<p>Total count of pieces of a LBBX parent shipment. Include this value when creating LBBX baby shipment.</p> <p>Applicable for ECOM26_84_LBBX_001 and ECOM26_64_LBBX_001 template only.</p>
BypassPLTError	0	Enumerated	<p>To request for bypass PLT validation when PLT service is not supported for the provided lane. Please note to use this node with ServiceType=WY.</p> <p>Y, indicates bypass PLT validation</p> <p>N, indicates not to bypass PLT validation (Default)</p>

LinkLabelsByPieces	O	Enumerated	<p>To request additional piece information to be returned in response label image level.</p> <p>This will help in matching the pieces and the respective label images.</p> <p>Y: additional piece information in label image level will be returned.</p> <p>N (default value): additional piece information in label image level will not be returned.</p>
ShipmentRequest/RequestedShipment/ShipmentInfo/Billing			
ShipperAccountNumber	M/O	AN 12	<p>The DHL account number used for the shipment. Used as the shipper account number. Please note if you use this billing section then the above <Account> tag is not needed. <ShipperAccountNumber> is mandatory then.</p>
ShippingPaymentType	M/O	AN 1	<p>Possible values:</p> <ul style="list-style-type: none"> - S (use ShipperAccountNumber as payer) - R (use BillingAccountNumber as bill-to receiver account number) <p>T (use BillingAccountNumber as bill-to third party account number) Please note if you use value R or T in this tag then the next tag <BillingAccountNumber> is also mandatory</p>
BillingAccountNumber	O	AN 12	<p>The DHL account number used for the shipment, if ShippingPaymentType is equal to R or T.</p>
DutyAndTaxPayerAccountNumber	O	AN 12	<p>The DHL account number used for duties and tax payments.</p>

NeverOverrideBillingService	O	A 1	<p>The NeverOverrideBillingServices is an optional flag to indicate whether to override the DHL Billing Service should it be incorrectly provided. This is automatically derived based on the Shipper/Receiver Address, Shipper/Payer Account number and type of shipment.</p> <p>N (No) - overwrite with derived DHL Billing Service via Account Validation - Create Shipment service - default behavior</p> <p>Y (Yes) - use customers provided billing special service code to derive the DHL Billing service (not recommended)</p>
ShipmentRequest/RequestedShipment/ShipmentInfo/Billing/ShipmentPrepaidTotalCharge			
CurrencyCode	M	AN 3	Payment currency code
Amount	M	12.2D	Amount of payment
PaymentMethod	M	AN	Payment method. Valid enumeration; - CASH
ShipmentRequest/RequestedShipment/ShipmentInfo/DocumentImages			
ShipmentRequest/RequestedShipment/ShipmentInfo/DocumentImages/DocumentImage (1:1000)			
DocumentImageType	O	Enumerated	<p>The type of document for the image provided</p> <p>Possible values;</p> <ul style="list-style-type: none"> - INV, Invoice - PNV, Proforma - COO, Certificate of Origin - NAF, Nafta Certificate of Origin - CIN, Commercial Invoice - DCL, Custom Declaration - AWB, Air Waybill and Waybill Document
DocumentImage	M	Base64 Binary	<p>The image of the document.</p> <p>Maximum size: 5 MB</p>
DocumentImageFormat	O	AN 5	Possible values;

			<ul style="list-style-type: none"> - PDF - PNG - TIFF - GIF - JPEG
ShipmentRequest/RequestedShipment/ShipmentInfo/LabelOptions			
PrinterDPI	0	Enumerated	Resolution for X-axis and Y-axis (in DPI) for transport label and waybill document output Possible values: <ul style="list-style-type: none"> - 200 - 300
HideAccountInWaybillDocument	0	AN 1	Hide account number in waybill document. Possible values; <ul style="list-style-type: none"> - Y, account number will NOT be printed on the label for both FRT and DTP account field. - N, account number will be printed on the Waybill Document (Default)
RequestWaybillDocument	0	AN 1	Possible values; <ul style="list-style-type: none"> - Y, Waybill document will be returned in shipment response. - N, Waybill document will not be returned in shipment response. (Default)
NumberOfWaybillDocumentCopies	0	INT	Number of copies of Waybill document printout to be generated and returned in shipment response. Min Value : 1 ; Max Value : 2
RequestDHLCustomsInvoice	0	AN 1	Possible values; <ul style="list-style-type: none"> - Y (Yes – using DHL Invoice) - N (No – using Own Invoice) – (Default)
DHLCustomsInvoiceLanguageCode	0	AN 3	To retrieve the language code based on customer input value. The default value for this field is eng (English). The supported language code is as below: eng=English

			<p>bul=Bulgarian cze=Czech dan=Danish ger=German gre=Greek est=Estonian fin=Finnish fre=French hun=Hungaria ice=Icelandic ita=Italian lit=Lithuanian lav=Latvian dut=Dutch nno=Norwegian pol=Polish por=Portuguese rum=Romanian rus=Russian slv=Slovenian slo=Slovak spa=Spanish</p>
DHLCustomsInvoiceLanguage CountryCode	0	AN 2	ISO 2 character code of the language used for generating the customs invoice
DHLCustomsInvoiceType	0	AN 20	<p>The type for commercial invoice</p> <p>Possible values;</p> <ul style="list-style-type: none"> - COMMERCIAL_INVOICE (default) - PROFORMA_INVOICE - RETURNS_INVOICE
LabelRegText	0	AN 150	<p>Customer data that can be printed in certain Transport Label template.</p> <p>Applicable only to:</p> <p>ECOM26_A6_002 ECOM_TC_A4 ECOM26_84CI_001</p>
CustData	0	AN 250	Customer data that can be printed in certain Transport Label templates.

			Applicable only to: ECOM26_84_A4_001 ECOM_TC_A4 ECOM26_84CI_001
RequestBarcodeInfo	O	AN 1	Possible values; - Y, request to include additional barcode details in response - N, no additional barcode details is required (default)
RequestLabelsToFitA4	O	AN 1	Possible values; - Y, request to print Transport Label and Waybill Document in A4 margin PDF format - N, TransportLabel and Waybill Document will use the selected template page layout (default)
RequestDHLLogoOnLabel	O	AN 1	Possible values; - Y, request to print DHL Logo in Transport Label and Waybill Document (default) - N, request to not print DHL Logo in Transport Label and Waybill Document
RequestTransportLabel	O	AN 1	Return Transport Label in Shipment Response when requesting for QRCode. Possible values: - Y, request to include transport label in shipment response - N, no transport label returned in shipment response
RequestQRCode	O	AN 1	Return QR Code in Shipment Response Possible values: - Y, request to include QR code in shipment response

			- N, no QR code in shipment response (default)
RequestDHLShipmentReceipt	O	AN 1	Return DHL Shipment Receipt document in Shipment Response Possible values: Y, request to include DHL Shipment Receipt document in shipment response N, no DHL Shipment Receipt document in shipment response (default)
DHLShipmentReceiptLanguage Code	O	AN 3	Indicates the Language code for DHL Shipment Receipt generation. dan=Danish eng=English est=Estonian fin=Finnish heb=Hebrew ita=Italian lav=Latvian lit=Lithuanian dut=Dutch por=Portugal Portuguese rum=Romanian slv=Slovenian
DHLShipmentReceiptLanguage ScriptCode	O	AN 4	Indicates the Language script code for DHL Shipment Receipt generation.
DHLShipmentReceiptLanguage CountryCode	O	AN 2	Indicates the Language country code for DHL Shipment Receipt generation.
DHLShipmentReceiptCustomer DataText	O	AN 700	Indicates the Declaration text that can be printed in DHL Shipment Receipt document.
ShipmentRequest/RequestedShipment/ShipmentInfo/LabelOptions/CustomLogo			
LogoImage	M	Base64 Binary	The customer logo image in base64 encoding Supported image file format; - RGB - B&W, Black and White

			Maximum size: 1 MB
LogoImageFormat	M	Enumerated	Possible values; <ul style="list-style-type: none"> - GIF - JPEG - JPG - PNG
ShipmentRequest/RequestedShipment/ShipmentInfo/LabelOptions/CustomerBarcode (0:1) (CustomerBarcode is only applicable when LabelTemplate='ECOM26_84CI_002')			
BarcodeType	O	AN	The customer barcode type Possible values: <ul style="list-style-type: none"> - 93 , Code 93 - 39 , Code 39 - 128, Code 128
BarcodeContent	O	AN	Customer barcode code
TextBelowBarcode	O	AN	Customer barcode text
ShipmentRequest/RequestedShipment/ShipmentInfo/LabelOptions/DetachOptions			
AllInOnePDF	O	AN 1	This field provide option to generate a single PDF file consists of Transport Label, Waybill Document, Shipment Receipt and Commercial Invoice. Possible values: <ul style="list-style-type: none"> - Y, response returns single PDF file consisting of TransportLabel, Waybill Document, Shipment Receipt and Commercial Invoice - N (Default), where a single PDF or thermal output image file consists of Transport Label + Waybill Document and single PDF or thermal output image file for Shipment Receipt and Customs Invoice will be returned.
SplitShipmentReceiptAndCustomsInvoice	O	AN 1	This field provide option to generate a single file consist of a single PDF or thermal output image file consists of Transport Label + Waybill Document, a single file consist of Commercial

			<p>Invoice and a single file consist of Shipment Receipt.</p> <p>Possible values:</p> <ul style="list-style-type: none"> - Y, response returns single PDF or thermal output image file consists of Transport Label + Waybill Document, a single file consists of Commercial Invoice and a single file consists of Shipment Receipt - N (Default), response returns a single PDF or thermal output image file consists of Transport Label + Waybill Document and single PDF or thermal output image file for Shipment Receipt and Customs Invoice
SplitTransportLabelAndWaybillDocument	0	AN 1	<p>This field provide option to generate a single PDF or thermal output file for the Transport Label, a single PDF or thermal output file for the Waybill document and a single file consist of Commercial Invoice and Shipment Receipt.</p> <p>Possible values:</p> <ul style="list-style-type: none"> - Y, response returns single PDF or thermal output file for the Transport Label, a single PDF or single PDF or thermal output file for the Waybill document and a single file consists of Commercial Invoice and Shipment Receipt. - N (Default), response returns a single PDF or thermal output image file consists of Transport Label + Waybill Document and single PDF or thermal output image file for Shipment Receipt and Customs Invoice
SplitLabelsByPieces	0	AN 1	<p>This field provide option to generate a single PDF or thermal output image file for each pieces for Transport Label and single PDF or thermal</p>

			<p>output image file for Waybill Document will be returned in create shipment response.</p> <p>Possible values:</p> <ul style="list-style-type: none"> - Y, response returns single PDF or thermal output file for each pieces for Transport Label and single PDF or single PDF or thermal output image file for Waybill document - N (Default), response returns a single PDF or thermal output image file consists of Transport Label + Waybill Document and single PDF or thermal output image file for Shipment Receipt and Customs Invoice
ShipmentReceiptWithLabels	O	AN 1	<p>This field provide option to generate a single PDF of Transport Label, Waybill Document and Shipment Receipt.</p> <p>Applicable only when LabelType is PDF and when RequestDHLShipmentReceipt is Y.</p> <p>Possible values:</p> <ul style="list-style-type: none"> - Y, response returns single PDF of Transport Label, Waybill Document and Shipment Receipt. - N (Default), response returns single PDF or thermal output image file consists of Transport Label + Waybill Document and single PDF or thermal output image file for Shipment Receipt and Customs Invoice
ShipmentRequest/RequestedShipment/ShipmentInfo/ShipmentReferences			
ShipmentRequest/RequestedShipment/ShipmentInfo/ShipmentReferences/ShipmentReference (1:999)			
ShipmentReference	M	AN 35	Shipment reference number

ShipmentReferenceType	O	Enumerated	<p>Shipment Reference Type code</p> <p>Possible values;</p> <ul style="list-style-type: none"> - AAO, shipment reference number of receiver - CU, reference number of consignor - FF, reference number of freight forwarder - FN, freight bill number for <ex works invoice number> - IBC, inbound center reference number - LLR, load list reference for <10-digit Shipment ID> - OBC, outbound center reference number for <SHIPMEN IDENTIFIER (COUNTRY OF ORIGIN)> - PRN, pickup request number for <BOOKING REFERENCE NUMBER> - ACP, local payer account number - ACS, local shipper account number - ACR, local receiver account number - CDN, customs declaration number - STD, eurolog 15-digit shipment id - CO, buyers order number
ShipmentRequest/RequestedShipment/ShipmentInfo/SpecialServices			
ShipmentRequest/RequestedShipment/ShipmentInfo/SpecialServices/Service (1:99)			
ServiceType	M	AN 6	Enter the DHL Express Service code you wish to add – i.e. II for insurance
ServiceValue	O	18.3 D	<p>Monetary value of service (currently only applicable for Insurance & COD)</p> <p>Note: Value must be greater than 0 (zero) to be provided in this field.</p>
CurrencyCode	O	AN 3	Currency code

			This element needs to be used, if the corresponding ServiceValue is provided. ServiceValue and CurrencyCode should always be provided together or none of them.
StartDate	O	Date	For future use.
EndDate	O	Date	For future use.
TextInstruction	O	AN50	For future use.
ShipmentRequest/RequestedShipment/ShipmentInfo/SpecialServices/Service/PaymentMethods (0:1)			
PaymentMethod	M	AN 3	<p>Payment method code for indicating a mode of payment such as when adding Cash on Delivery service.</p> <p>Possible values:</p> <ul style="list-style-type: none"> - CSH (cash) - CRC (credit card) - CHQ (cheque) - DRD (direct debit) - MOB (payment with mobile phone)
ShipmentRequest/RequestedShipment/InternationalDetail			
Content	M	Enumerated	<p>Possible values</p> <ul style="list-style-type: none"> - DOCUMENTS - NON_DOCUMENTS
ShipmentRequest/RequestedShipment/InternationalDetail/Commodities			
Description	M	AN 70	The description of the content of the shipment.
CustomsValue	O	18.3 D	<p>The value which needs to be declared for customs.</p> <p>Note: Value must be greater than 0 (zero) to be provided in this field.</p>
USFilingTypeValue	O	AN 20	The US filing Type Value for shipments from the US
ShipmentRequest/RequestedShipment/InternationalDetail/ExportDeclaration			
ExporterCode	O	AN	Exporter Code

			Optional field to indicate the type code of Exporter's ID number provided in ExporterID tag – e.g. DUN, SSN, EIN.
ExporterID	O	AN	Identification Number of the Exporter party.
ExportLicense	O	AN 16	Export license info
ExportReasonType	O	AN	Export Reason Type Possible values: PERMANENT TEMPORARY RETURN USED_EXHIBITION_GOODS_TO_ORIGIN INTERCOMPANY_USE COMMERCIAL_PURPOSE_OR_SALE PERSONAL_BELONGINGS_OR_PERSONAL_USE SAMPLE GIFT RETURN_TO_ORIGIN WARRANTY_REPLACEMENT DIPLOMATIC_GOODS DEFENCE_MATERIAL
ExportReason	O	AN 30	Export Reason
ImportLicense	O	AN 16	Consignee import license
InvoiceDate	M	Date	Invoice date. Please enter accurate date when the invoice was issued at as that is what drives the exchange rate calculation during customs clearance process (where applicable).
InvoiceNumber	O/M	AN 35	Invoice number. This field is mandatory when RequestDHLCustomsInvoice = Y. Minimum length is 1 character.
PlaceOfIncoterm	O	AN 256	Name of port of departure, shipment or destination, as required under the applicable delivery term.

			If using Customs Invoice template COMMERCIAL_INVOICE_P_10 and COMMERCIAL_INVOICE_L_10, recommended max length is 25 characters.
ShipmentPurpose	O	Enumerated	Indicates if the shipment was sent for Personal or Commercial reasons. Possible values: - PERSONAL - COMMERCIAL
PackageMarks	O	AN	Package marks
PayerGSTVAT	O	AN	Payer GST VAT details
RecipientReference	O	AN	Recipient reference
TermsOfPayment	O	AN	Terms of payment Recommended max length for Customs Invoice printing is 20 characters.
InvoiceTotalNetWeight	O	15.3 D	Total of line items net weight. Note: Value must be greater than 0 (zero) to be provided in this field.
InvoiceTotalGrossWeight	O	15.3 D	Total of line items gross weight. Note: Value must be greater than 0 (zero) to be provided in this field.
InvoiceInstructions	O	AN 300	Shipment instructions for customs invoice printing purposes. Printed only when using Customs Invoice template COMMERCIAL_INVOICE_04 If using Customs Invoice template COMMERCIAL_INVOICE_04, recommended max length is 120 characters.
ShipmentRequest/RequestedShipment/InternationalDetail/ExportDeclaration/CustomsDocuments			
ShipmentRequest/RequestedShipment/InternationalDetail/ExportDeclaration/CustomsDocuments/CustomsDocument (1:50)			

<p>CustomsDocumentType</p>	<p>M</p>	<p>AN 3</p>	<p>Export declaration customs document type code</p> <p>Possible values:</p> <ul style="list-style-type: none"> - 972, T2LF Dispense Paiement Droits - AHC, Analysis and Health Certificate - ATA, ATA Carnet - ATR, Preference Certificate ATR - CHD, CHED-D (Common Health Entry Document for Feed and Food of Non-Animal Origin) - CHP, CHED-P (Common Health Entry Document for Products) - CIT, CITES Certificate - COO, Generic Certificate of Origin - DEX, Duty Exemption Certificate - EU1, Preference Certificate EUR1 - EU2, Preferential Declaration of Origin on the Invoice - EUR2 - EUS, End Use Authorization - FMA, Certificate of Origin (Form A) - PHY, Phytosanitary Certificate - VET, Veterinary Entry Document - VEX, VAT Exemption Certificate - CRL, Control Document - CSD, Consolidated Customs Entry - PCH, Proof of Purchase - CI2, Export-only Invoice - CIV, Customs Invoice Value - DOV, Invoice - INV, Commercial Invoice
----------------------------	----------	-------------	---

			<ul style="list-style-type: none"> - PFI, Pro-Forma - ALC, Agricultural License - HLC, Health Products Regulatory Authority (HPRA) Licensing Requirements - JLC, Justice License - LIC, Specific Export Licenses - LNP, License or Permit - PLI, Permits & Licenses - DLI, Driver's License - NID, National Identity Card - PAS, Passport - CHA, Power of Attorney - CPA, Consignee Power of Attorney - POA, Power of Attorney (Customer-based) - BEX, Branch Letter of Exemption - DGD, Dangerous Goods Declaration - IPA, Intellectual Property Authorization - T2M, T2M Transport Accompanying Document - TAD, TAD Transport Accompanying Document T1 - TCS, Transportation Charges Statement - ROD, Receipt on Delivery - EXL, DCE Export of Customs Data - HWB, House Waybill - ELP, Export Licenses and Permits
CustomsDocumentID	M	AN 35	Export declaration customs document ID

ShipmentRequest/RequestedShipment/InternationalDetail/ExportDeclaration/Remarks			
ShipmentRequest/RequestedShipment/InternationalDetail/ExportDeclaration/Remarks/Remark (1:3)			
RemarkDescription	M	AN	<p>Customs Invoice's Remarks Description maximum of 3.</p> <p>If using Customs Invoice template COMMERCIAL_INVOICE_04, the invoice can only print the first RemarkDescription field. The recommended max length is 20 characters.</p> <p>If using Customs Invoice template COMMERCIAL_INVOICE_L_10 or COMMERCIAL_INVOICE_P_10, the invoice can print all three RemarkDescription fields. The recommended max length is 45 characters.</p>
ShipmentRequest/RequestedShipment/InternationalDetail/ExportDeclaration/OtherCharges			
ShipmentRequest/RequestedShipment/InternationalDetail/ExportDeclaration/OtherCharges/OtherCharge (1:5)			
Caption	O	AN	<p>Customs Invoice's Other Charges maximum of 5 fields:</p> <p>Caption can be passed to print in this field.</p> <p>Note: Printed only when using Customs Invoice template COMMERCIAL_INVOICE_03, COMMERCIAL_INVOICE_P_10 and COMMERCIAL_INVOICE_L_10.</p>
ChargeValue	M	18.3 D	<p>Customs Invoice's Other Charges maximum of 5 fields charge value can be passed to print in this field.</p> <p>Note: Value must be greater than 0 (zero) to be provided in this field.</p>
ChargeType	M	AN 5	<p>5-character Charge Type code</p> <p>Possible values</p>

			<ul style="list-style-type: none"> - ADMIN, administration fee - DELIV, delivery fee - DOCUM, documentation fee - EXPED, expedite fee - EXCHA, export fee - FRCST , freight cost - SSRGE, fuel surcharge - LOGST, logistic fee - SOTHR , other fee - SPKGN, packaging/packing fee - PICUP, pickup fee - HRCRG, handling fee - VATCR, VAT fee - INSCH , insurance cost - REVCH, reverse charge <p>For printing charges in commercial invoice, refer to Appendix: Commercial Invoice Template Guide on charge types can be printed across different Commercial Invoice templates.</p>
ShipmentRequest/RequestedShipment/InternationalDetail/ExportDeclaration/InvoiceSignatureDetails			
SignatureName	O	AN 35	Name of signatory
SignatureTitle	O	AN 35	Title of signatory
SignatureImage	O	Base64 Binary	Signature image in base64 format Max of size is 1 MB Valid format of image are: PNG, GIF, JPEG, JPG.
ShipmentRequest/RequestedShipment/InternationalDetail/ExportDeclaration/InvoiceDeclarationTexts			
ShipmentRequest/RequestedShipment/InternationalDetail/ExportDeclaration/InvoiceDeclarationTexts/InvoiceDeclarationText (1:3)			

DeclarationText	M	AN 700	<p>Additional Declaration text maximum of 3.</p> <p>If using Customs Invoice template COMMERCIAL_INVOICE_04, the invoice can print the first DeclarationText field (only to be used for Loose BBX shipments)</p> <p>If using Customs Invoice template COMMERCIAL_INVOICE_P_10 or COMMERCIAL_INVOICE_L_10, the invoice can print the first DeclarationText field.</p>
ShipmentRequest/RequestedShipment/InternationalDetail/ExportDeclaration/CustomDataTextEntries			
(CustomerDataTextEntries is only applicable when CustomsInvoiceTemplate='COMMERCIAL_INVOICE_04')			
ShipmentRequest/RequestedShipment/InternationalDetail/ExportDeclaration/CustomDataTextEntries/CustomDataTextEntry (1:6)			
CustomerDataTextNumber	M	INT 1-6	Running sequence number of data text
CustomerDataText	M	AN 45	<p>Customer data text to be printed in customs invoice</p> <p>Printed only when using Customs Invoice template COMMERCIAL_INVOICE_04</p>
ShipmentRequest/RequestedShipment/InternationalDetail/ExportDeclaration/InvoiceReferences			
ShipmentRequest/RequestedShipment/InternationalDetail/ExportDeclaration/InvoiceReferences/InvoiceReference (1:100)			
InvoiceReferenceType	M	AN 3	<p>Export declaration level reference type code</p> <p>Possible values:</p> <ul style="list-style-type: none"> - ACL, Parent Shipment ID for BBX - CID, Customer Identifier - CN, Contract Number - CU, Consignor reference number - ITN, US Export declaration reference ID

			<ul style="list-style-type: none"> - MRN, Movement Reference number - UCN, Unique reference of a consignment (UCRN) - OID, Order Number - PON, Purchase Order Number - RMA, RMA Number - AAM, AWB Ref # - ABT, Goods Declaration number - ADA, Buyer Reference number - AES, AES Post Clearance - AFD, 1496 Item number - ANT, Consignee Reference number - BKN, Booking Number - BOL, Bill of Lading Number - CDN, Customs Declaration number - COD, Cash On Delivery - DSC, Weltpaket Reference - FF, Freight forwarder's reference number - FN, Freight bill number - FTR, Post Clearance Exemption US - HWB, Shipment Identifiers - IBC, Inbound center reference number - IPP, Insurance Policy Provider - LLR, Load list reference - MAB, Master Airwaybill Number - MWB, MAWB Reference number - OBC, Outbound center reference number - PD, Vendor Reference Number
--	--	--	--

			<ul style="list-style-type: none"> - PRN, Pickup request number - RTL, Return Leg waybill number - SID, Shipment ID 15 Digit CODA - SS, Seller Reference number - SWN, Original Waybill number (Return)
InvoiceReferenceNumber	M	AN 35	<p>Export declaration level reference number</p> <p>If using Order Number for printing Customs Invoice template COMMERCIAL_INVOICE_04, recommended max length is 20 characters.</p>
ShipmentRequest/RequestedShipment/InternationalDetail/ExportDeclaration/ExportLineItems			
ShipmentRequest/RequestedShipment/InternationalDetail/ExportDeclaration/ExportLineItems/ExportLineItem (1:999)			
CommodityCode	O	AN 18	Export Commodity code for the shipment at item line level
ImportCommodityCode	O	AN 18	Import Commodity code for the shipment at item line level
ExportReasonType	O	Enumerated	<p>Possible values;</p> <p>PERMANENT TEMPORARY RETURN USED_EXIBITION_GOODS_TO_ORIGIN INTERCOMPANY_USE COMMERCIAL_PURPOSE_OR_SALE PERSONAL_BELONGINGS_OR_PERSONAL_USE SAMPLE GIFT RETURN_TO_ORIGIN WARRANTY_REPLACEMENT DIPLOMATIC_GOODS DEFENCE_MATERIAL</p>
ItemNumber	M	Digit 1-999	Item sequence unique number e.g. 1, 2, 3 ... 999

Quantity	M	INT 1 - 1000000000	Quantity of the particular line item
QuantityUnitOfMeasurement	M	Enumerated	The quantity unit of measurement <ul style="list-style-type: none"> - BOX Boxes - 2GM Centigram - M3 Cubic Meters - DPR Dozen Pairs - DOZ Dozen - PCS Pieces - GM Grams - GRS Gross - KG Kilograms - M Meters - 3GM Milligrams - X No Unit Required - NO Number - PRS Pairs - CM2 Square Centimeters - 2M2 Square Feet - 3M2 Square Inches - M2 Square Meters - 4M2 Square Yards - CM Centimeters - CONE Cone - CT Carat - EA Each - LBS Pounds - RILL Rill - ROLL Roll - SET Set

			<ul style="list-style-type: none"> - TU Time Unit - KM kilometre - IN inch - FT foot - YD yard - MI mile (statute mile) - LTR litre - MMQ cubic millimetre - CM3 cubic centimetre - DMQ cubic decimetre - MLT millilitre - CLT centilitre - DLT decilitre - INQ cubic inch - FT3 cubic foot - YD3 cubic yard - GLI gallon (UK) - GLL gallon (US) - PT pint (US) - PTI pint (UK) - QTI quart (UK) - PTL liquid pint (US) - QTL liquid quart (US) - PTD dry pint (US) - OZI fluid ounce (UK) - J57 barrel (UK petroleum) - NM3 Normalised cubic metre - SM3 Standard cubic metre - TNE tonne (metric ton)
--	--	--	--

			<ul style="list-style-type: none"> - LB pound - ONZ ounce (avoirdupois) - CEL degree Celsius
ItemDescription	M	AN 512	<p>The description of the line item</p> <p>Minimum length: 1 character</p> <p>When using Commercial Invoice template COMMERCIAL_INVOICE_P_10 or COMMERCIAL_INVOICE_L_10, Recommended max length is 170 characters.</p>
UnitPrice	M	D 18.3	<p>Monetary value of each line item.</p> <p>Note: Value must be greater than 0 (zero) to be provided in this field.</p>
NetWeight	M	D 15.3	<p>Net weight of the line item .</p> <p>Note: Value must be greater than 0 (zero) to be provided in this field.</p>
GrossWeight	M	D 15.3	<p>Gross weight of the line item .</p> <p>Note: Value must be greater than 0 (zero) to be provided in this field.</p>
ManufacturingCountryCode	M	AN 2	Manufacturing ISO country code
TaxesPaid	O	Enumerated	<p>TaxesPaid if set to N. The default is N</p> <p>Possible values;</p> <ul style="list-style-type: none"> - Y - N
LicenseNumber	O	AN 16	Shipper export license (only to be used for legacy invoice printing)
ShipmentRequest/RequestedShipment/InternationalDetail/ExportDeclaration/ExportLineItems/ExportLineItem/AdditionalInformation			
AdditionalInformationText	M	AN	Additional information text for the line item maximum of 8 fields.

			Printed only when using Customs Invoice templates COMMERCIAL_INVOICE_04 COMMERCIAL_INVOICE_P_10 COMMERCIAL_INVOICE_L_10
ShipmentRequest/RequestedShipment/InternationalDetail/ExportDeclaration/ExportLineItems/ExportLineItem/ItemReferences			
ShipmentRequest/RequestedShipment/InternationalDetail/ExportDeclaration/ExportLineItems/ExportLineItem/ItemReferences/ItemReference (1:100)			
ItemReferenceType	M	AN 3	Line item reference type code Possible values: - AFE, Export Control Classification Number (ECCN) - AAJ, Delivery Order number - ABW, Stock Keeping Unit - ALX, Model - BRD, Brand - DGC, Dangerous Goods Content Identifier - DTC, DDTC Eligibility indicator - DTM, DDTC UOM - DTQ, DDTC Quantity - DTR, DDTC Registraton No - INB, In Bond shipment - ITR, DDTC ITAR Exemption No - MAK, Make - MID, Manufacturers IDentification code - OED, Original Export Date - OET, Original Export OB Tracking ID - OID, Order ID - OOR, Original Outbound Carrier

			<ul style="list-style-type: none"> - PAN, Part No - PON, Purchase Order Number - SE, Serial number - SON, Sales order No - SME, DDTC SME Indicator - USM, DDTC USML Category Code - AAM, AWB Ref # - CFR, ECCN License Exemption (CFR#) - DOM, Domestic indicator CoO (US) - FOR, Foreign indicator CoO (US) - USG, Usage - MAT, Material - NLR, ECCN No License Required Indicator
ItemReferenceNumber	M	AN 35	<p>Line item reference number</p> <p>First five ItemReference in request message can be printed in templates COMMERCIAL_INVOICE_P_10 and COMMERCIAL_INVOICE_L_10.</p>
ShipmentRequest/RequestedShipment/InternationalDetail/ExportDeclaration/ExportLineItems/ExportLineItem/CustomPaperworks			
ShipmentRequest/RequestedShipment/InternationalDetail/ExportDeclaration/ExportLineItems/ExportLineItem/CustomPaperworks/CustomPaperwork (1:50)			
CustomsPaperworkType	M	AN 3	<p>Line item customs paperwork type code</p> <p>Possible values:</p> <ul style="list-style-type: none"> - 972, T2LF Dispense Paiement Droits - AHC, Analysis and Health Certificate - ATA, ATA Carnet - ATR, Preference Certificate ATR

			<ul style="list-style-type: none"> - CHD, CHED-D (Common Health Entry Document for Feed and Food of Non-Animal Origin) - CHP, CHED-P (Common Health Entry Document for Products) - CIT, CITES Certificate - COO, Generic Certificate of Origin - DEX, Duty Exemption Certificate - EU1, Preference Certificate EUR1 - EU2, Preferential Declaration of Origin on the Invoice - EUR2 - EUS, End Use Authorization - FMA, Certificate of Origin (Form A) - PHY, Phytosanitary Certificate - VET, Veterinary Entry Document - VEX, VAT Exemption Certificate - CRL, Control Document - CSD, Consolidated Customs Entry - PCH, Proof of Purchase - CI2, Export-only Invoice - CIV, Customs Invoice Value - DOV, Invoice - INV, Commercial Invoice - PFI, Pro-Forma - ALC, Agricultural License - HLC, Health Products Regulatory Authority (HPRA) Licensing Requirements - JLC, Justice License - LIC, Specific Export Licenses - LNP, License or Permit
--	--	--	---

			<ul style="list-style-type: none"> - PLI, Permits & Licenses - DLI, Driver's License - NID, National Identity Card - PAS, Passport - CHA, Power of Attorney - CPA, Consignee Power of Attorney - POA, Power of Attorney (Customer-based) - BEX, Branch Letter of Exemption - DGD, Dangerous Goods Declaration - IPA, Intellectual Property Authorization - T2M, T2M Transport Accompanying Document - TAD, TAD Transport Accompanying Document T1 - TCS, Transportation Charges Statement - ROD, Receipt on Delivery - EXL, DCE Export of Customs Data - HWB, House Waybill - ELP, Export Licenses and Permits
CustomsPaperworkID	M	AN 35	Line item customs paperwork ID
PreCalculatedLineItemTotalValue	O	D 18.3	<p>Pre-calculated of Line item's Quantity multiplied by the Unit Price.</p> <p>Note: Value must be greater than 0 (zero) to be provided in this field.</p>
ShipmentRequest/RequestedShipment/InternationalDetail/ExportDeclaration/InvoiceIndicativeCustomsValues			
ImportCustomsDutyValue	O	D 18.3	Pre-calculated Import Customs Duties.

			<p>Printed only when using Customs Invoice templates: COMMERCIAL_INVOICE_P_10 COMMERCIAL_INVOICE_L_10</p> <p>Note: Value must be equal or greater than 0 (zero) to be provided in these field.</p>
ImportTaxesValue	0	D 18.3	<p>Pre-calculated Import Taxes.</p> <p>Printed only when using Customs Invoice templates: COMMERCIAL_INVOICE_P_10 COMMERCIAL_INVOICE_L_10</p> <p>Note: Value must be equal or greater than 0 (zero) to be provided in these field.</p>
TotalWithImportDutiesAndTaxes	0	D 18.3	<p>Pre-calculated as the sum of all Export Line Item Subtotal, plus all Other Charges amount, plus ImportCustomsDutyValue and ImportTaxesValue.</p> <p>Printed only when using Customs Invoice templates: COMMERCIAL_INVOICE_P_10 COMMERCIAL_INVOICE_L_10</p> <p>Note: Value must be greater than 0 (zero) to be provided in this field.</p>
ShipmentRequest/RequestedShipment/InternationalDetail/ExportDeclaration/PreCalculatedTotalValues			
PreCalculatedTotalGoodsValue	0	D 18.3	<p>Pre-calculated sum of all Export Line Items' Subtotal in Export Declaration. This field value will be rendered in Commercial Invoice output and manifest message.</p> <p>Note: Value must be greater than 0 (zero) to be provided in this field.</p>
PreCalculatedTotalInvoiceValue	0	D 18.3	<p>Pre-calculated sum of all Export Line Items' Subtotal amount plus all Other Charges amount. This field value will be used in rendered Commercial</p>

			<p>Invoice, Waybill document and manifest output.</p> <p>Note: Value must be greater than 0 (zero) to be provided in this field.</p>
<p>ShipmentRequest/RequestedShipment/OnDemandDeliveryOptions (Please note if you use this optional segment then the Buyer segment is also required)</p>			
DeliveryOption	M	Enumerated	<p>The Delivery option is to define which on demand delivery option you wish to choose optionally when your shipment is to be delivered.</p> <p>The options are:</p> <ul style="list-style-type: none"> - TV Deliver to a DHL Express Servicepoint - SW, Leave with neighbour - SX, Signature release
Location	O	AN15	<p>Mandatory if the above delivery option is SX and should advise DHL where exactly to leave the shipment (ie.front door etc)</p>
Instructions	O	AN110	<p>Additional information that is useful for the DHL Express courier</p>
GateCode	O	AN10	<p>Entry code to gain access to an apartment complex or gate</p>
LWNTYPECode	O	"N","C"	<p>Mandatory if the above delivery option is SW. The possible values are</p> <p>N – Leave with neighbour</p> <p>C – Leave with concierge</p>
NeighbourName	O	AN20	<p>Mandatory if the delivery option is SW and the LWNTYPECode is N (Neighbour) – this is where the name of the neighbour is required</p>
NeighbourHouseNumber	O	AN20	<p>Mandatory if the delivery option is SW and the LWNTYPECode is N (Neighbour) – this is the house number of the neighbour</p>
AuthorizerName	O	AN20	<p>Mandatory if delivery option is SX or SW– this is the person that this authorised to sign and receive the DHL Express shipment</p>

SelectedServicePointID	O	AN6	Mandatory if delivery option is TV – this is the unique DHL Express Service point location ID of where the parcel should be delieverd (please contact your local DHL Express Account Manager to obtain the list of the servicepoint IDs)
RequestedDeliveryDate	O	AN29	Reserved for future use
ShipmentRequest/RequestedShipment/Ship			
ShipmentRequest/RequestedShipment/Ship/Shipper			
BusinessPartyTypeCode	O	AN 2	Shipping party type code Possible values: <ul style="list-style-type: none"> - BU (business) - DC (direct consumer) - GV (government) - OT (other) - PR (private) - RE (reseller)
ShipmentRequest/RequestedShipment/Ship/Shipper/Contact			
PersonName	M	AN 255	A contact name of a person who will ship the shipment. When using Shipment Receipt template 'SHIP_RECPT_A4_RU_PDF', recommended max length is 50 characters. When using Commercial Invoice template COMMERCIAL_INVOICE_P_10 or COMMERCIAL_INVOICE_L_10, Recommended max length is 48 characters.
CompanyName	M	AN 100	The company name the person is working in. When using Shipment Receipt template 'SHIP_RECPT_A4_RU_PDF', recommended max length is 50 characters. When using Commercial Invoice template COMMERCIAL_INVOICE_P_10 or

			COMMERCIAL_INVOICE_L_10, Recommended max length is 47 characters.
PhoneNumber	M	AN 70	The contact person phone number. In case of questions, this person can be called by the courier.
EmailAddress	O	AN 70	The email address of the contact person. When using Commercial Invoice template COMMERCIAL_INVOICE_P_10 or COMMERCIAL_INVOICE_L_10, Recommended max length is 50 characters.
MobilePhoneNumber	O	AN 70	The mobile phone number of the contact person.
ShipmentRequest/RequestedShipment/Ship/Shipper/Address			
StreetLines	M	AN 45	The street line should contain street name and number of the shipper.
StreetName	O	AN 250	Shipper street name should be sent as separate attribute if feasible.
BuildingName	O	AN 50	Shipper building name
StreetNumber	O	AN 50	Shipper street number should be sent as separate attribute, if feasible.
StreetLines2	O	AN 45	Shipper additional address information
StreetLines3	O	AN 45	Shipper additional address information
City	M	AN 45	Shipper city name
StateOrProvinceCode	O	AN 2	2 Letter state code for the USA only
PostalCode	M	AN 12	Shipper postal code
CountryCode	M	AN 2	ISO 2 character code of the Shipper country.
Suburb	O	AN 45	Shipper suburb name
StateOrProvinceName	O	AN 35	Shipper State or Province Name
CountryName	O	AN 35	Shipper Country Name
ShipmentRequest/RequestedShipment/Ship/Shipper/RegistrationNumbers			
ShipmentRequest/RequestedShipment/Ship/Shipper/RegistrationNumbers/RegistrationNumber (1:50)			

Number	M	AN 35	Registration Number of the Shipper.
NumberTypeCode	M	AN 3	<p>Type of the registration number.</p> <p>Possible values:</p> <ul style="list-style-type: none"> - CNP, Brazil CNPJ/CPF Federal Tax - DUN, Data Universal Numbering System - EIN, Employer Identification Number - EOR, Economic Operator Registration ID - FED, Federal Tax ID - FTZ, Free Trade Zone ID - SDT, Import One-Stop-Shop (IOSS) - SDT, Overseas Registered Supplier (LVG) - SDT, AUSid GST Registration (OSR) - SSN, Social Security Number - STA, State Tax ID - VAT, VAT Registration (VAT / GST) - SDT, VAT on E-Commerce (VOEC), - GST, Goods and Service Tax - IE, Brazil type IE/RG Federal Tax - INN, Russia bank details section – INN - KPP, Russia bank details section – KPP - OGR, Russia bank details section – OGRN - OKP, Russia bank details section – OKPO - MRN, Germany Movement Reference Number - RGP, EU Registered Exporters Registration ID

			<ul style="list-style-type: none"> - NID, National Identity Card - PAS, Passport - MID, Manufacturer ID - IMS, Internal Market Scheme <p><i>Note: 'IMS' code will be available in Production by the end of March 2025.</i></p> <p>Not all type codes are applicable for all countries and address types. Refer to Appendix: Registration Number Type Codes attached in this document for full list of type codes, their description and applicable issuing country and shipping roles.</p>
NumberIssuerCountryCode	M	AN 2	ISO 2 character code of the country where the Registration Number has been issued by.
ShipmentRequest/RequestedShipment/Ship/Shipper/BankDetails			
ShipmentRequest/RequestedShipment/Ship/Shipper/BankDetails/BankDetail			
BankName	O	AN	To be mapped in Customs Invoice - Russia Bank Name field
BankSettlementAccountNumberInLocalCurrency	O	AN	To be mapped in Customs Invoice - Russia Bank Settlement Account Number in RUR field
BankSettlementAccountNumberInForeignCurrency	O	AN	To be mapped in Customs Invoice - Russia Bank Settlement Account Number in USD/EUR
ShipmentRequest/RequestedShipment/Ship/Pickup			
BusinessPartyTypeCode	O	AN 2	<p>Pickup party type code</p> <p>Possible values:</p> <ul style="list-style-type: none"> - BU (business) - DC (direct consumer) - GV (government) - OT (other) - PR (private) - RE (reseller)
ShipmentRequest/RequestedShipment/Ship/Pickup/Contact			

PersonName	M	AN 255	A contact name of a person who will give the shipment.to the courier
CompanyName	M	AN 100	The company name the person is working in.
PhoneNumber	M	AN 70	The contact person phone number. In case of questions, this person can be called by the courier.
EmailAddress	O	AN 70	The email address of the contact person.
MobilePhoneNumber	O	AN 70	The mobile phone number of the contact person.
ShipmentRequest/RequestedShipment/Ship/Pickup/Address			
StreetLines	M	AN 45	The street line should contain street name and number of the pickup place.
StreetName	O	AN 250	Pickup street name should be sent as separate attribute if feasible.
BuildingName	O	AN 50	Pickup building name
StreetNumber	O	AN 50	Pickup street number should be sent as separate attribute, if feasible.
StreetLines2	O	AN 45	Pickup additional address information
StreetLines3	O	AN 45	Pickup additional address information
City	M	AN 45	Pickup city name
StateOrProvinceCode	O	AN 2	2 Letter state code for the USA only
PostalCode	M	AN 12	Pickup postal code
CountryCode	M	AN 2	ISO 2 character codes of the Pickup country.
Suburb	O	AN 45	Suburb name for pickup
StateOrProvinceName	O	AN 35	Pickup State or Province Name
CountryName	O	AN 35	Pickup Country Name
ShipmentRequest/RequestedShipment/Ship/Pickup/RegistrationNumbers			
ShipmentRequest/RequestedShipment/Ship/Pickup/RegistrationNumbers/RegistrationNumber (1:50)			
Number	M	AN 35	Registration Number of the Pickup.
NumberTypeCode	M	AN 3	Type of the registration number. Possible values:

			<ul style="list-style-type: none"> - CNP, Brazil CNPJ/CPF Federal Tax - DUN, Data Universal Numbering System - EIN, Employer Identification Number - EOR, Economic Operator Registration ID - FED, Federal Tax ID - FTZ, Free Trade Zone ID - SDT, Import One-Stop-Shop (IOSS) - SDT, Overseas Registered Supplier (LVG) - SDT, AUSid GST Registration (OSR) - SSN, Social Security Number - STA, State Tax ID - VAT, VAT Registration (VAT / GST) - SDT, VAT on E-Commerce (VOEC) - RGP, EU Registered Exporters Registration ID - NID, National Identity Card - PAS, Passport - MID, Manufacturer ID - IMS, Internal Market Scheme <p><i>Note: 'IMS' code will be available in Production by the end of March 2025.</i></p> <p>Not all type codes are applicable for all countries and address types. Refer to Appendix: Registration Number Type Codes attached in this document for full list of type codes, their description and applicable issuing country and shipping roles.</p>
NumberIssuerCountryCode	M	AN 2	ISO 2 character code of the country where the Registration Number has been issued by.

ShipmentRequest/RequestedShipment/Ship/Pickup/BankDetails			
ShipmentRequest/RequestedShipment/Ship/Pickup/BankDetails/BankDetail			
BankName	O	AN	To be mapped in Customs Invoice - Russia Bank Name field
BankSettlementAccountNumberInLocalCurrency	O	AN	To be mapped in Customs Invoice - Russia Bank Settlement Account Number in RUR field
BankSettlementAccountNumberInForeignCurrency	O	AM	To be mapped in Customs Invoice - Russia Bank Settlement Account Number in USD/EUR
ShipmentRequest/RequestedShipment/Ship/BookingRequestor			
BusinessPartyTypeCode	O	AN 2	Booking Requestor party type code Possible values: <ul style="list-style-type: none"> - BU (business) - DC (direct consumer) - GV (government) - OT (other) - PR (private) - RE (reseller)
ShipmentRequest/RequestedShipment/Ship/BookingRequestor/Contact			
PersonName	M	AN 255	A contact name of a person who is requesting the pickup. When using Shipment Receipt template 'SHIP_RECPT_A4_RU_PDF', recommended max length is 50 characters.
CompanyName	M	AN 100	The company name the person is working in. When using Shipment Receipt template 'SHIP_RECPT_A4_RU_PDF', recommended max length is 50 characters.
PhoneNumber	M	AN 70	The contact person phone number. In case of questions, this person can be called by the courier.
EmailAddress	O	AN 70	The email address of the contact person.
MobilePhoneNumber	O	AN 70	The mobile phone number of the contact person.
ShipmentRequest/RequestedShipment/Ship/BookingRequestor/Address			

StreetLines	M	AN 45	The street line should contain street name and number of pickup requestor
StreetName	O	AN 250	Pickup street name should be sent as separate attribute if feasible.
BuildingName		AN 50	Building name for pickup requestor
StreetNumber	O	AN 50	Pickup street number should be sent as separate attribute, if feasible.
StreetLines2	O	AN 45	Pickup additional address information
StreetLines3	O	AN 45	Pickup additional address information
City	M	AN 45	Pickup city name
StateOrProvinceCode	O	AN 2	2 Letter state code for the USA only
PostalCode	M	AN 12	Pickup postal code
CountryCode	M	AN 2	ISO 2 character codes of the Pickup Requestor country.
Suburb	O	AN 45	Suburb name for pickup
StateOrProvinceName	O	AN 35	State or Province Name of the Requestor Country
CountryName	O	AN 35	Country Name of the Requestor Country
ShipmentRequest/RequestedShipment/Ship/BookingRequestor/RegistrationNumbers			
ShipmentRequest/RequestedShipment/Ship/BookingRequestor/RegistrationNumbers/RegistrationNumber (1:50)			
Number	M	AN 35	Registration Number of the pickup requestor.
NumberTypeCode	M	AN 3	Type of the registration number. Possible values: <ul style="list-style-type: none"> - CNP, Brazil CNPJ/CPF Federal Tax - DUN, Data Universal Numbering System - EIN, Employer Identification Number - EOR, Economic Operator Registration ID - FED, Federal Tax ID - FTZ, Free Trade Zone ID - SDT, Import One-Stop-Shop (IOSS) - SDT, Overseas Registered Supplier (LVG) - SDT, AUSid GST Registration (OSR)

			<ul style="list-style-type: none"> - SSN, Social Security Number - STA, State Tax ID - VAT, VAT Registration (VAT / GST) - SDT, VAT on E-Commerce (VOEC) - RGP, EU Registered Exporters Registration ID - NID, National Identity Card - PAS, Passport - MID, Manufacturer ID - IMS, Internal Market Scheme <p><i>Note: 'IMS' code will be available in Production by the end of March 2025.</i></p> <p>Not all type codes are applicable for all countries and address types. Refer to Appendix: Registration Number Type Codes attached in this document for full list of type codes, their description and applicable issuing country and shipping roles.</p>
NumberIssuerCountryCode	M	AN 2	ISO 2 character code of the country where the Registration Number has been issued by.
ShipmentRequest/RequestedShipment/Ship/BookingRequestor/BankDetails			
ShipmentRequest/RequestedShipment/Ship/BookingRequestor/BankDetails/BankDetail			
BankName	O	AN	To be mapped in Customs Invoice - Russia Bank Name field
BankSettlementAccountNumberInLocalCurrency	O	AN	To be mapped in Customs Invoice - Russia Bank Settlement Account Number in RUR field
BankSettlementAccountNumberInForeignCurrency	O	AN	To be mapped in Customs Invoice - Russia Bank Settlement Account Number in USD/EUR
ShipmentRequest/RequestedShipment/Ship/Buyer			
BusinessPartyTypeCode	O	AN 2	Buyer party type code Possible values: <ul style="list-style-type: none"> - BU (business) - DC (direct consumer)

			<ul style="list-style-type: none"> - GV (government) - OT (other) - PR (private) - RE (reseller)
ShipmentRequest/RequestedShipment/Ship/Buyer/Contact			
PersonName	M	AN 255	<p>A contact name of a person who acts as Buyer</p> <p>When using Commercial Invoice template COMMERCIAL_INVOICE_P_10 or COMMERCIAL_INVOICE_L_10, Recommended max length is 48 characters.</p>
CompanyName	M	AN 100	<p>The company name the person is working in.</p> <p>When using Commercial Invoice template COMMERCIAL_INVOICE_P_10 or COMMERCIAL_INVOICE_L_10, Recommended max length is 47 characters.</p>
PhoneNumber	M	AN 70	<p>The contact person phone number. In case of questions, this person can be called by the courier.</p>
EmailAddress	O	AN 70	<p>The email address of the contact person.</p> <p>When using Commercial Invoice template COMMERCIAL_INVOICE_P_10 or COMMERCIAL_INVOICE_L_10, Recommended max length is 50 characters.</p>
MobilePhoneNumber	O	AN 70	<p>The mobile phone number of the contact person.</p>
ShipmentRequest/RequestedShipment/Ship/Buyer/Address			
StreetLines	M	AN 45	<p>The street line should contain street name and number of the shipper.</p>
StreetName	O	AN 250	<p>Buyer street name should be sent as separate attribute if feasible.</p>
BuildingName	O	AN 50	<p>The buyer building name</p>

StreetNumber	O	AN 50	Buyer street number should be sent as separate attribute, if feasible.
StreetLines2	O	AN 45	Buyer additional address information
StreetLines3	O	AN 45	Buyer additional address information
CityDistrict	O	AN 35	Buyer city district
City	M	AN 45	Buyer city name
StateOrProvinceCode	O	AN 2	2 Letter state code for the USA only
PostalCode	M	AN 12	Pickup postal code
CountryName	O	AN 35	Buyer country name
CountryCode	M	AN 2	ISO 2 character codes of the Buyer country.
Suburb	O	AN 45	Buyer suburb
StateOrProvinceName	O	AN 35	Buyer State or Province Name
ShipmentRequest/RequestedShipment/Ship/Buyer/RegistrationNumbers			
ShipmentRequest/RequestedShipment/Ship/Buyer/RegistrationNumbers/RegistrationNumber (1:50)			
Number	M	AN 35	Registration Number of the buyer.
NumberTypeCode	M	AN 3	Type of the registration number. Possible values: - CNP, Brazil CNPJ/CPF Federal Tax - DUN, Data Universal Numbering System - EIN, Employer Identification Number - EOR, Economic Operator Registration ID - FED, Federal Tax ID - FTZ, Free Trade Zone ID - SSN, Social Security Number - STA, State Tax ID - VAT, VAT Registration (VAT / GST) - RGP, EU Registered Exporters Registration ID - NID, National Identity Card

			<p>- PAS, Passport</p> <p>- MID, Manufacturer ID</p> <p>- IMS, Internal Market Scheme</p> <p><i>Note: 'IMS' code will be available in Production by the end of March 2025.</i></p> <p>Not all type codes are applicable for all countries and address types. Refer to Appendix: Registration Number Type Codes attached in this document for full list of type codes, their description and applicable issuing country and shipping roles.</p>
NumberIssuerCountryCode	M	AN 2	ISO 2 character code of the country where the Registration Number has been issued by.
ShipmentRequest/RequestedShipment/Ship/Buyer/BankDetails			
ShipmentRequest/RequestedShipment/Ship/Buyer/BankDetails/BankDetail			
BankName	O	AN	To be mapped in Customs Invoice - Russia Bank Name field
BankSettlementAccountNumberInLocalCurrency	O	AN	To be mapped in Customs Invoice - Russia Bank Settlement Account Number in RUR field
BankSettlementAccountNumberInForeignCurrency	O	AN	To be mapped in Customs Invoice - Russia Bank Settlement Account Number in USD/EUR
ShipmentRequest/RequestedShipment/Ship/Recipient			
BusinessPartyTypeCode	O	AN 2	<p>Recipient party type code</p> <p>Possible values:</p> <ul style="list-style-type: none"> - BU (business) - DC (direct consumer) - GV (government) - OT (other) - PR (private) - RE (reseller)
ShipmentRequest/RequestedShipment/Ship/Recipient/Contact			
PersonName	M	AN 255	A contact name of a person who will ship the shipment.

			<p>When using Shipment Receipt template 'SHIP_RECPT_A4_RU_PDF', recommended max length is 50 characters.</p> <p>When using Commercial Invoice template COMMERCIAL_INVOICE_P_10 or COMMERCIAL_INVOICE_L_10, Recommended max length is 48 characters.</p>
CompanyName	M	AN 100	<p>The company name the person is working in.</p> <p>When using Shipment Receipt template 'SHIP_RECPT_A4_RU_PDF', recommended max length is 50 characters.</p> <p>When using Commercial Invoice template COMMERCIAL_INVOICE_P_10 or COMMERCIAL_INVOICE_L_10, recommended max length is 47 characters.</p>
PhoneNumber	M	AN 70	<p>The contact person phone number. In case of questions, this person can be called by the courier.</p> <p>When using OnDemandDeliveryOptions (ODD), recommended max length is 40 characters.</p>
EmailAddress	O	AN 70	<p>The email address of the contact person.</p> <p>When using Commercial Invoice template COMMERCIAL_INVOICE_P_10 or COMMERCIAL_INVOICE_L_10, recommended max length is 50 characters.</p> <p>When using OnDemandDeliveryOptions (ODD),</p>

			recommended max length is 40 characters.
MobilePhoneNumber	O	AN 70	The mobile phone number of the contact person. When using OnDemandDeliveryOptions (ODD), recommended max length is 40 characters.
ShipmentRequest/RequestedShipment/Ship/Recipient/Address			
StreetLines	M	AN 45	The street line should contain street name and number of the shipper.
StreetName	O	AN 250	Recipient street name should be sent as separate attribute if feasible.
BuildingName	O	AN 50	The Recipient building number
StreetNumber	O	AN 50	Recipient street number should be sent as separate attribute, if feasible.
StreetLines2	O	AN 45	Recipient additional address information
StreetLines3	O	AN 45	Recipient additional address information
City	M	AN 45	Recipient city name
StateOrProvinceCode	O	AN 2	2 Letter state code for the USA only
PostalCode	M	AN 12	Recipient postal code
CountryCode	M	AN 2	ISO 2 character codes of the Receiver country.
Suburb	O	AN 45	Recipient suburb
StateOrProvinceName	O	AN 35	Recipient State or Province Name
CountryName	O	AN 35	Recipient Country Name
ShipmentRequest/RequestedShipment/Ship/Recipient/RegistrationNumbers			
ShipmentRequest/RequestedShipment/Ship/Recipient/RegistrationNumbers/RegistrationNumber (1:50)			
Number	M	AN 35	Registration Number of the Recipient

NumberTypeCode	M	AN 3	<p>Type of the registration number.</p> <p>Possible values:</p> <ul style="list-style-type: none"> - CNP, Brazil CNPJ/CPF Federal Tax - DUN, Data Universal Numbering System - EIN, Employer Identification Number - EOR, Economic Operator Registration ID - FED, Federal Tax ID - FTZ, Free Trade Zone ID - SSN, Social Security Number - STA, State Tax ID - VAT, VAT Registration (VAT / GST) - RGP, EU Registered Exporters Registration ID - NID, National Identity Card - PAS, Passport - MID, Manufacturer ID - IMS, Internal Market Scheme <p><i>Note: 'IMS' code will be available in Production by the end of March 2025.</i></p> <p>Not all type codes are applicable for all countries and address types. Refer to Appendix: Registration Number Type Codes attached in this document for full list of type codes, their description and applicable issuing country and shipping roles.</p>
NumberIssuerCountryCode	M	AN 2	ISO 2 character code of the country where the Registration Number has been issued by.
ShipmentRequest/RequestedShipment/Ship/Recipient/BankDetails			
ShipmentRequest/RequestedShipment/Ship/Recipient/BankDetails/BankDetail			
BankName	O	AN	To be mapped in Customs Invoice - Russia Bank Name field

BankSettlementAccountNumberInLocalCurrency	O	AN	To be mapped in Customs Invoice - Russia Bank Settlement Account Number in RUR field
BankSettlementAccountNumberInForeignCurrency	O	AN	To be mapped in Customs Invoice - Russia Bank Settlement Account Number in USD/EUR
ShipmentRequest/RequestedShipment/Ship/Exporter			
BusinessPartyTypeCode	O	AN 2	<p>Exporter party type code</p> <p>Possible values:</p> <ul style="list-style-type: none"> - BU (business) - DC (direct consumer) - GV (government) - OT (other) - PR (private) - RE (reseller)
ShipmentRequest/RequestedShipment/Ship/Exporter/Contact			
PersonName	M	AN 255	<p>A contact name of a person who acts as Exporter</p> <p>When using Commercial Invoice template COMMERCIAL_INVOICE_P_10 or COMMERCIAL_INVOICE_L_10, Recommended max length is 48 characters.</p>
CompanyName	M	AN 100	<p>The company name of the Exporter</p> <p>When using Commercial Invoice template COMMERCIAL_INVOICE_P_10 or COMMERCIAL_INVOICE_L_10, recommended max length is 47 characters.</p>
PhoneNumber	M	AN 70	The contact person phone number
EmailAddress	O	AN 70	<p>The email address of the contact person.</p> <p>When using Commercial Invoice template COMMERCIAL_INVOICE_P_10 or COMMERCIAL_INVOICE_L_10,</p>

			recommended max length is 50 characters.
MobilePhoneNumber	O	AN 70	The mobile phone number of the contact person.
ShipmentRequest/RequestedShipment/Ship/Exporter/Address			
StreetLines	M	AN 45	The street line should contain street name and number of the Exporter.
StreetName	O	AN 250	Importer street name should be sent as separate attribute if feasible.
BuildingName	O	AN 50	The exporter building name
StreetNumber	O	AN 50	Exporter street number should be sent as separate attribute, if feasible.
StreetLines2	O	AN 45	Exporter additional address information
StreetLines3	O	AN 45	Exporter additional address information
City	M	AN 45	Exporter city name
StateOrProvinceCode	O	AN 2	2 Letter state code for the USA only
PostalCode	M	AN 12	Exporter postal code
CountryCode	M	AN 2	ISO 2 character codes of the Exporter country.
Suburb	O	AN 45	Exporter suburb
StateOrProvinceName	O	AN 35	Exporter State or Province Name
CountryName	O	AN 35	Exporter Country Name
ShipmentRequest/RequestedShipment/Ship/Exporter/RegistrationNumbers			
ShipmentRequest/RequestedShipment/Ship/Exporter/RegistrationNumbers/RegistrationNumber (1:50)			
Number	M	AN 35	Registration Number of the exporter.
NumberTypeCode	M	AN 3	Type of the registration number. Possible values: - CNP, Brazil CNPJ/CPF Federal Tax - DAN, Deferment Account Duties Only - DTF, Deferment Account Duties, Taxes and Fees Only

			<ul style="list-style-type: none"> - DUN, Data Universal Numbering System - EIN, Employer Identification Number - EOR, Economic Operator Registration ID - FED, Federal Tax ID - FTZ, Free Trade Zone ID - SSN, Social Security Number - STA, State Tax ID - TAN, Deferment Account Tax Only - VAT, VAT Registration (VAT / GST) - RGP, EU Registered Exporters Registration ID - NID, National Identity Card - PAS, Passport - MID, Manufacturer ID - IMS, Internal Market Scheme <p><i>Note: 'IMS' code will be available in Production by the end of March 2025.</i></p> <p>Not all type codes are applicable for all countries and address types. Refer to Appendix: Registration Number Type Codes attached in this document for full list of type codes, their description and applicable issuing country and shipping roles.</p>
NumberIssuerCountryCode	M	AN 2	ISO 2 character code of the country where the Registration Number has been issued by.
ShipmentRequest/RequestedShipment/Ship/Exporter/BankDetails			
ShipmentRequest/RequestedShipment/Ship/Exporter/BankDetails/BankDetail			
BankName	O	AN	To be mapped in Customs Invoice - Russia Bank Name field
BankSettlementAccountNumberInLocalCurrency	O	AN	To be mapped in Customs Invoice - Russia Bank Settlement Account Number in RUR field

BankSettlementAccountNumberInForeignCurrency	O	AN	To be mapped in Customs Invoice - Russia Bank Settlement Account Number in USD/EUR
ShipmentRequest/RequestedShipment/Ship/Importer			
BusinessPartyTypeCode	O	AN 2	Importer party type code Possible values: <ul style="list-style-type: none"> - BU (business) - DC (direct consumer) - GV (government) - OT (other) - PR (private) - RE (reseller)
ShipmentRequest/RequestedShipment/Ship/Importer/Contact			
PersonName	M	AN 255	A contact name of a person who acts as Importer When using Commercial Invoice template COMMERCIAL_INVOICE_P_10 or COMMERCIAL_INVOICE_L_10, recommended max length is 48 characters.
CompanyName	M	AN 100	The company name the Importer When using Commercial Invoice template COMMERCIAL_INVOICE_P_10 or COMMERCIAL_INVOICE_L_10, recommended max length is 47 characters.
PhoneNumber	M	AN 70	The contact person phone number
EmailAddress	O	AN 70	The email address of the contact person. When using Commercial Invoice template COMMERCIAL_INVOICE_P_10 or COMMERCIAL_INVOICE_L_10, recommended max length is 50 characters.
MobilePhoneNumber	O	AN 70	The mobile phone number of the contact person.

ShipmentRequest/RequestedShipment/Ship/Importer/Address			
StreetLines	M	AN 45	The street line should contain street name and number of the importer.
StreetName	O	AN 250	Importer street name should be sent as separate attribute if feasible.
BuildingName	O	AN 50	The importer building name
StreetNumber	O	AN 50	Importer street number should be sent as separate attribute, if feasible.
StreetLines2	O	AN 45	Importer additional address information
StreetLines3	O	AN 45	Importer additional address information
City	M	AN 45	Importer city name
StateOrProvinceCode	O	AN 2	2 Letter state code for the USA only
PostalCode	M	AN 12	Importer postal code
CountryCode	M	AN 2	ISO 2 character codes of the Importer country.
Suburb	O	AN 45	Importer suburb
StateOrProvinceName	O	AN 35	Importer State or Province Name
CountryName	O	AN 35	Importer Country Name
ShipmentRequest/RequestedShipment/Ship/Importer/RegistrationNumbers			
ShipmentRequest/RequestedShipment/Ship/Importer/RegistrationNumbers/RegistrationNumber (1:50)			
Number	M	AN 35	Registration Number of the importer.
NumberTypeCode	M	AN 3	Type of the registration number. Possible values: - CNP, Brazil CNPJ/CPF Federal Tax - DAN, Deferment Account Duties Only - DTF, Deferment Account Duties, Taxes and Fees Only - DUN, Data Universal Numbering System - EIN, Employer Identification Number - EOR, Economic Operator Registration ID

			<ul style="list-style-type: none"> - FED, Federal Tax ID - FTZ, Free Trade Zone ID - SSN, Social Security Number - STA, State Tax ID - TAN, Deferment Account Tax Only - VAT, VAT Registration (VAT / GST) - RGP, EU Registered Exporters Registration ID - NID, National Identity Card - PAS, Passport - MID, Manufacturer ID - IMS, Internal Market Scheme <p><i>Note: 'IMS' code will be available in Production by the end of March 2025.</i></p> <p>Not all type codes are applicable for all countries and address types. Refer to Appendix: Registration Number Type Codes attached in this document for full list of type codes, their description and applicable issuing country and shipping roles.</p>
NumberIssuerCountryCode	M	AN 2	ISO 2 character code of the country where the Registration Number has been issued by.
ShipmentRequest/RequestedShipment/Ship/Importer/BankDetails			
ShipmentRequest/RequestedShipment/Ship/Importer/BankDetails/BankDetail			
BankName	O	AN	To be mapped in Customs Invoice - Russia Bank Name field
BankSettlementAccountNumberInLocalCurrency	O	AN	To be mapped in Customs Invoice - Russia Bank Settlement Account Number in RUR field
BankSettlementAccountNumberInForeignCurrency	O	AN	To be mapped in Customs Invoice - Russia Bank Settlement Account Number in USD/EUR
ShipmentRequest/RequestedShipment/Ship/Seller			

BusinessPartyTypeCode	O	AN 2	<p>Seller party type code</p> <p>Possible values:</p> <ul style="list-style-type: none"> - BU (business) - DC (direct consumer) - GV (government) - OT (other) - PR (private) - RE (reseller)
ShipmentRequest/RequestedShipment/Ship/Seller/Contact			
PersonName	M	AN 255	<p>A contact name of a person who acts as Seller</p> <p>When using Commercial Invoice template COMMERCIAL_INVOICE_P_10 or COMMERCIAL_INVOICE_L_10, recommended max length is 48 characters.</p>
CompanyName	M	AN 100	<p>The company name the Seller</p> <p>When using Commercial Invoice template COMMERCIAL_INVOICE_P_10 or COMMERCIAL_INVOICE_L_10, recommended max length is 47 characters.</p>
PhoneNumber	M	AN 70	The contact person phone number
EmailAddress	O	AN 70	<p>The email address of the contact person.</p> <p>When using Commercial Invoice template COMMERCIAL_INVOICE_P_10 or COMMERCIAL_INVOICE_L_10, recommended max length is 50 characters.</p>
MobilePhoneNumber	O	AN 70	The mobile phone number of the contact person.
ShipmentRequest/RequestedShipment/Ship/Seller/Address			
StreetLines	M	AN 45	The street line should contain street name and number of the Seller.

StreetName	O	AN 250	Seller street name should be sent as separate attribute if feasible.
BuildingName	O	AN 50	The Seller building name
StreetNumber	O	AN 50	Seller street number should be sent as separate attribute, if feasible.
StreetLines2	O	AN 45	Seller additional address information
StreetLines3	O	AN 45	Seller additional address information
City	M	AN 45	Seller city name
StateOrProvinceCode	O	AN 2	2 Letter state code for the USA only
PostalCode	M	AN 12	Seller postal code
CountryCode	M	AN 2	ISO 2 character codes of the Seller country.
Suburb	O	AN 45	Seller suburb
StateOrProvinceName	O	AN 35	Seller State or Province Name
CountryName	O	AN 35	Seller Country Name
ShipmentRequest/RequestedShipment/Ship/Seller/RegistrationNumbers			
ShipmentRequest/RequestedShipment/Ship/Seller/RegistrationNumbers/RegistrationNumber (1:50)			
Number	M	AN 35	Registration Number of the Seller.
NumberTypeCode	M	AN 3	Type of the registration number. Possible values: - CNP, Brazil CNPJ/CPF Federal Tax - DAN, Deferment Account Duties Only - DTF, Deferment Account Duties, Taxes and Fees Only - DUN, Data Universal Numbering System - EIN, Employer Identification Number - EOR, Economic Operator Registration ID - FED, Federal Tax ID - FTZ, Free Trade Zone ID - SSN, Social Security Number - STA, State Tax ID

			<ul style="list-style-type: none"> - TAN, Deferment Account Tax Only - VAT, VAT Registration (VAT / GST) - RGP, EU Registered Exporters Registration ID - NID, National Identity Card - PAS, Passport - MID, Manufacturer ID - IMS, Internal Market Scheme <p><i>Note: ‘IMS’ code will be available in Production by the end of March 2025.</i></p> <p>Not all type codes are applicable for all countries and address types. Refer to Appendix: Registration Number Type Codes attached in this document for full list of type codes, their description and applicable issuing country and shipping roles.</p>
NumberIssuerCountryCode	M	AN 2	ISO 2 character code of the country where the Registration Number has been issued by.
ShipmentRequest/RequestedShipment/Ship/Seller/BankDetails			
ShipmentRequest/RequestedShipment/Ship/Seller/BankDetails/BankDetail			
BankName	O	AN	To be mapped in Customs Invoice - Russia Bank Name field
BankSettlementAccountNumberInLocalCurrency	O	AN	To be mapped in Customs Invoice - Russia Bank Settlement Account Number in RUR field
BankSettlementAccountNumberInForeignCurrency	O	AN	To be mapped in Customs Invoice - Russia Bank Settlement Account Number in USD/EUR
ShipmentRequest/RequestedShipment/Ship/Payer			
BusinessPartyTypeCode	O	AN 2	<p>Payer party type code</p> <p>Possible values:</p> <ul style="list-style-type: none"> - BU (business) - DC (direct consumer) - GV (government) - OT (other)

			<ul style="list-style-type: none"> - PR (private) - RE (reseller)
ShipmentRequest/RequestedShipment/Ship/Payer/Contact			
PersonName	M	AN 255	A contact name of a person who acts as Payer
CompanyName	M	AN 100	The company name the Payer
PhoneNumber	M	AN 70	The contact person phone number
EmailAddress	O	AN 70	The email address of the contact person.
MobilePhoneNumber	O	AN 70	The mobile phone number of the contact person.
ShipmentRequest/RequestedShipment/Ship/Payer/Address			
StreetLines	M	AN 45	The street line should contain street name and number of the Payer.
StreetName	O	AN 250	Payer street name should be sent as separate attribute if feasible.
BuildingName	O	AN 50	The Payer building name
StreetNumber	O	AN 50	Payer street number should be sent as separate attribute, if feasible.
StreetLines2	O	AN 45	Payer additional address information
StreetLines3	O	AN 45	Payer additional address information
City	M	AN 45	Payer city name
StateOrProvinceCode	O	AN 2	2 Letter state code for the USA only
PostalCode	M	AN 12	Payer postal code
CountryCode	M	AN 2	ISO 2 character codes of the Payer country.
Suburb	O	AN 45	Payer suburb
StateOrProvinceName	O	AN 35	Payer State or Province Name
CountryName	O	AN 35	Payer Country Name
ShipmentRequest/RequestedShipment/Ship/Payer/RegistrationNumbers			
ShipmentRequest/RequestedShipment/Ship/Payer/RegistrationNumbers/RegistrationNumber (1:50)			
Number	M	AN 35	Registration Number of the Payer.
NumberTypeCode	M	AN 3	Type of the registration number. Possible values: - CNP, Brazil CNPJ/CPF Federal Tax

			<ul style="list-style-type: none"> - DAN, Deferment Account Duties Only - DTF, Deferment Account Duties, Taxes and Fees Only - DUN, Data Universal Numbering System - EIN, Employer Identification Number - EOR, Economic Operator Registration ID - FED, Federal Tax ID - FTZ, Free Trade Zone ID - SSN, Social Security Number - STA, State Tax ID - TAN, Deferment Account Tax Only - VAT, VAT Registration (VAT / GST) - RGP, EU Registered Exporters Registration ID - NID, National Identity Card - PAS, Passport - MID, Manufacturer ID - IMS, Internal Market Scheme <p><i>Note: 'IMS' code will be available in Production by the end of March 2025.</i></p> <p>Not all type codes are applicable for all countries and address types. Refer to Appendix: Registration Number Type Codes attached in this document for full list of type codes, their description and applicable issuing country and shipping roles.</p>
NumberIssuerCountryCode	M	AN 2	ISO 2 character code of the country where the Registration Number has been issued by.
ShipmentRequest/RequestedShipment/Ship/Payer/BankDetails			
ShipmentRequest/RequestedShipment/Ship/Payer/BankDetails/BankDetail			

BankName	O	AN	To be mapped in Customs Invoice - Russia Bank Name field
BankSettlementAccountNumberInLocalCurrency	O	AN	To be mapped in Customs Invoice - Russia Bank Settlement Account Number in RUR field
BankSettlementAccountNumberInForeignCurrency	O	AN	To be mapped in Customs Invoice - Russia Bank Settlement Account Number in USD/EUR
ShipmentRequest/RequestedShipment/Ship/Manufacturer			
BusinessPartyTypeCode	O	AN 2	Manufacturer party type code Possible values: <ul style="list-style-type: none"> - BU (business) - DC (direct consumer) - GV (government) - OT (other) - PR (private) - RE (reseller)
ShipmentRequest/RequestedShipment/Ship/Manufacturer/Contact			
PersonName	M	AN 255	A contact name of a person who acts as Manufacturer
CompanyName	M	AN 100	The company name the Manufacturer
PhoneNumber	M	AN 70	The contact person phone number
EmailAddress	O	AN 70	The email address of the contact person.
MobilePhoneNumber	O	AN 70	The mobile phone number of the contact person.
ShipmentRequest/RequestedShipment/Ship/Manufacturer/Address			
StreetLines	M	AN 45	The street line should contain street name and number of the Manufacturer.
StreetName	O	AN 250	Manufacturer street name should be sent as separate attribute if feasible.
BuildingName	O	AN 50	The Manufacturer building name
StreetNumber	O	AN 50	Manufacturer street number should be sent as separate attribute, if feasible.
StreetLines2	O	AN 45	Manufacturer additional address information
StreetLines3	O	AN 45	Manufacturer additional address information

City	M	AN 45	Manufacturer city name
StateOrProvinceCode	O	AN 2	2 Letter state code for the USA only
PostalCode	M	AN 12	Manufacturer postal code
CountryCode	M	AN 2	ISO 2 character codes of the Manufacturer country.
Suburb	O	AN 45	Manufacturer suburb
StateOrProvinceName	O	AN 35	Manufacturer State or Province Name
CountryName	O	AN 35	Manufacturer Country Name
ShipmentRequest/RequestedShipment/Ship/Manufacturer/RegistrationNumbers			
ShipmentRequest/RequestedShipment/Ship/Manufacturer/RegistrationNumbers/RegistrationNumber (1:50)			
Number	M	AN 35	Registration Number of the Manufacturer.
NumberTypeCode	M	AN 3	Type of the registration number. Possible values: - CNP, Brazil CNPJ/CPF Federal Tax - DAN, Deferment Account Duties Only - DTF, Deferment Account Duties, Taxes and Fees Only - DUN, Data Universal Numbering System - EIN, Employer Identification Number - EOR, Economic Operator Registration ID - FED, Federal Tax ID - FTZ, Free Trade Zone ID - SSN, Social Security Number - STA, State Tax ID - TAN, Deferment Account Tax Only - VAT, VAT Registration (VAT / GST) - RGP, EU Registered Exporters Registration ID - NID, National Identity Card

			<p>- PAS, Passport</p> <p>- MID, Manufacturer ID</p> <p>- IMS, Internal Market Scheme</p> <p><i>Note: 'IMS' code will be available in Production by the end of March 2025.</i></p> <p>Not all type codes are applicable for all countries and address types. Refer to Appendix: Registration Number Type Codes attached in this document for full list of type codes, their description and applicable issuing country and shipping roles.</p>
NumberIssuerCountryCode	M	AN 2	ISO 2 character code of the country where the Registration Number has been issued by.
ShipmentRequest/RequestedShipment/Ship/Manufacturer/BankDetails			
ShipmentRequest/RequestedShipment/Ship/Manufacturer/BankDetails/BankDetail			
BankName	O	AN	To be mapped in Customs Invoice - Russia Bank Name field
BankSettlementAccountNumberInLocalCurrency	O	AN	To be mapped in Customs Invoice - Russia Bank Settlement Account Number in RUR field
BankSettlementAccountNumberInForeignCurrency	O	AN	To be mapped in Customs Invoice - Russia Bank Settlement Account Number in USD/EUR
ShipmentRequest/RequestedShipment/Ship/UltimateConsignee			
BusinessPartyTypeCode	O	AN 2	<p>Ultimate Consignee party type code</p> <p>Possible values:</p> <ul style="list-style-type: none"> - BU (business) - DC (direct consumer) - GV (government) - OT (other) - PR (private) - RE (reseller)
ShipmentRequest/RequestedShipment/Ship/UltimateConsignee/Contact			
PersonName	M	AN 255	A contact name of a person who acts as Ultimate Consignee
CompanyName	M	AN 100	The company name the Ultimate Consignee

PhoneNumber	M	AN 70	The contact person phone number
EmailAddress	O	AN 70	The email address of the contact person.
MobilePhoneNumber	O	AN 70	The mobile phone number of the contact person.
ShipmentRequest/RequestedShipment/Ship/UltimateConsignee/Address			
StreetLines	M	AN 45	The street line should contain street name and number of the Ultimate Consignee.
StreetName	O	AN 250	Ultimate Consignee street name should be sent as separate attribute if feasible.
BuildingName	O	AN 50	The Ultimate Consignee building name
StreetNumber	O	AN 50	Ultimate Consignee street number should be sent as separate attribute, if feasible.
StreetLines2	O	AN 45	Ultimate Consignee additional address information
StreetLines3	O	AN 45	Ultimate Consignee additional address information
City	M	AN 45	Ultimate Consignee city name
StateOrProvinceCode	O	AN 2	2 Letter state code for the USA only
PostalCode	M	AN 12	Ultimate Consignee postal code
CountryCode	M	AN 2	ISO 2 character codes of the Ultimate Consignee country.
Suburb	O	AN 45	Ultimate Consignee suburb
StateOrProvinceName	O	AN 35	Ultimate Consignee State or Province Name
CountryName	O	AN 35	Ultimate Consignee Country Name
ShipmentRequest/RequestedShipment/Ship/UltimateConsignee/RegistrationNumbers			
ShipmentRequest/RequestedShipment/Ship/UltimateConsignee/RegistrationNumbers/RegistrationNumber (1:50)			
Number	M	AN 35	Registration Number of the UltimateConsignee.
NumberTypeCode	M	AN 3	Type of the registration number. Possible values: - CNP, Brazil CNPJ/CPF Federal Tax

			<ul style="list-style-type: none"> - DAN, Deferment Account Duties Only - DTF, Deferment Account Duties, Taxes and Fees Only - DUN, Data Universal Numbering System - EIN, Employer Identification Number - EOR, Economic Operator Registration ID - FED, Federal Tax ID - FTZ, Free Trade Zone ID - SSN, Social Security Number - STA, State Tax ID - TAN, Deferment Account Tax Only - VAT, VAT Registration (VAT / GST) - RGP, EU Registered Exporters Registration ID - NID, National Identity Card - PAS, Passport - MID, Manufacturer ID - IMS, Internal Market Scheme <p><i>Note: 'IMS' code will be available in Production by the end of March 2025.</i></p> <p>Not all type codes are applicable for all countries and address types. Refer to Appendix: Registration Number Type Codes attached in this document for full list of type codes, their description and applicable issuing country and shipping roles.</p>
NumberIssuerCountryCode	M	AN 2	ISO 2 character code of the country where the Registration Number has been issued by.
ShipmentRequest/RequestedShipment/Ship/UltimateConsignee/BankDetails			
ShipmentRequest/RequestedShipment/Ship/UltimateConsignee/BankDetails/BankDetail			

BankName	O	AN	To be mapped in Customs Invoice - Russia Bank Name field
BankSettlementAccountNumberInLocalCurrency	O	AN	To be mapped in Customs Invoice - Russia Bank Settlement Account Number in RUR field
BankSettlementAccountNumberInForeignCurrency	O	AN	To be mapped in Customs Invoice - Russia Bank Settlement Account Number in USD/EUR
ShipmentRequest/RequestedShipment/Ship/Broker			
BusinessPartyTypeCode	O	AN 2	Broker party type code Possible values: <ul style="list-style-type: none"> - BU (business) - DC (direct consumer) - GV (government) - OT (other) - PR (private) - RE (reseller)
ShipmentRequest/RequestedShipment/Ship/Broker/Contact			
PersonName	M	AN 255	A contact name of a person who acts as Broker
CompanyName	M	AN 100	The company name the Broker
PhoneNumber	M	AN 70	The contact person phone number
EmailAddress	O	AN 70	The email address of the contact person.
MobilePhoneNumber	O	AN 70	The mobile phone number of the contact person.
ShipmentRequest/RequestedShipment/Ship/Broker/Address			
StreetLines	M	AN 45	The street line should contain street name and number of the Broker.
StreetName	O	AN 250	Broker street name should be sent as separate attribute if feasible.
BuildingName	O	AN 50	The Broker building name
StreetNumber	O	AN 50	Broker street number should be sent as separate attribute, if feasible.
StreetLines2	O	AN 45	Broker additional address information
StreetLines3	O	AN 45	Broker additional address information
City	M	AN 45	Broker city name
StateOrProvinceCode	O	AN 2	2 Letter state code for the USA only

PostalCode	M	AN 12	Broker postal code
CountryCode	M	AN 2	ISO 2 character codes of the Broker country.
Suburb	O	AN 45	Broker suburb
StateOrProvinceName	O	AN 35	Broker State or Province Name
CountryName	O	AN 35	Broker Country Name
ShipmentRequest/RequestedShipment/Ship/Broker/RegistrationNumbers			
ShipmentRequest/RequestedShipment/Ship/Broker/RegistrationNumbers/RegistrationNumber (1:50)			
Number	M	AN 35	Registration Number of the Broker.
NumberTypeCode	M	AN 3	Type of the registration number. Possible values: <ul style="list-style-type: none"> - CNP, Brazil CNPJ/CPF Federal Tax - DAN, Deferment Account Duties Only - DTF, Deferment Account Duties, Taxes and Fees Only - DUN, Data Universal Numbering System - EIN, Employer Identification Number - EOR, Economic Operator Registration ID - FED, Federal Tax ID - FTZ, Free Trade Zone ID - SSN, Social Security Number - STA, State Tax ID - TAN, Deferment Account Tax Only - VAT, VAT Registration (VAT / GST) - RGP, EU Registered Exporters Registration ID - NID, National Identity Card - PAS, Passport - MID, Manufacturer ID

			<p>- IMS, Internal Market Scheme</p> <p><i>Note: ‘IMS’ code will be available in Production by the end of March 2025.</i></p> <p>Not all type codes are applicable for all countries and address types. Refer to Appendix: Registration Number Type Codes attached in this document for full list of type codes, their description and applicable issuing country and shipping roles.</p>
NumberIssuerCountryCode	M	AN 2	ISO 2 character code of the country where the Registration Number has been issued by.
ShipmentRequest/RequestedShipment/Ship/Broker/BankDetails			
ShipmentRequest/RequestedShipment/Ship/Broker/BankDetails/BankDetail			
BankName	O	AN	To be mapped in Customs Invoice - Russia Bank Name field
BankSettlementAccountNumberInLocalCurrency	O	AN	To be mapped in Customs Invoice - Russia Bank Settlement Account Number in RUR field
BankSettlementAccountNumberInForeignCurrency	O	AN	To be mapped in Customs Invoice - Russia Bank Settlement Account Number in USD/EUR
ShipmentRequest/RequestedShipment/Packages (1:1)			
ShipmentRequest/RequestedShipment/Packages/RequestedPackages (1:999)			
@number	M	Integer	Running number of the packages.
InsuredValue	O	15.3 D	Insurance values of the package.
Weight	M	15.3 D	The weight of the package. Note: Value must be greater than 0 (zero) to be provided in this field.
UseOwnPieceIdentificationNumber	O	A 1	<p>Y = allows you to define your own PieceID in the tag below</p> <p>N = Auto-allocates the PieceID from DHL Express (Default)</p> <p>You can request your own Piece ID range from your DHL Express IT consultant and store these locally in your integration however this is not needed as if you leave this tag then DHL</p>

			<p>will automatically assign the piece ID centrally.</p> <p>In addition this special function needs to be enabled for your username by your DHL Express IT Consultant.</p>
PieceIdentificationNumber	O	AN35	<p>You can request your own Piece ID range from your DHL Express IT consultant and store these locally in your integration however this is not needed as if you leave this tag then DHL will automatically assign the piece ID centrally.</p> <p>If you wish to use this function then the above tag UseOwnPieceIdentificationNumber needs to be set as Y</p>
PackageContentDescription	O	AN70	<p>This optional field allows you to provide the content description on a piece level instead of Shipment level.</p>
ParentPieceIdentificationNumber	O	AN 35	<p>Parent (Mother) Piece ID number.</p> <p>This field will be used to indicate the Mother Shipment’s Piece ID for linkage purposes.</p>
PackageTypeCode	O	AN 3	<p>Package type code</p> <p>Valid enumeration;</p> <ul style="list-style-type: none"> - 3BX - 2BC - 2BP - CE1 - 7BX - 6BX - 4BX - 2BX - 1CE - WB1 - WB3 - XPD - 8BX - 5BX - WB6 - TBL - TBS

			- WB2
PieceIdentificationNumberDataIdentifier	O	AN 4	<p>Piece Identification Number Data Identifier</p> <p>Possible Values: “J”, “00”, “1J”, “2J”, “3J”, “4J”, “5J”, “6J”</p> <p>Default: “J”</p> <p><i>Note: Piece identification data identifier should be same for all the pieces provided in single shipment.</i></p>
ShipmentRequest/RequestedShipment/Packages/RequestedPackages/Dimensions			
Length	M	10.3 D	Length of the piece listed.
Width	M	10.3 D	Width of the piece listed.
Height	M	10.3 D	Height of the piece listed.
ShipmentRequest/RequestedShipment/Packages/RequestedPackages/BespokeLabelData (BespokeLabelData is only applicable when LabelTemplate='ECOM26_84CI_003')			
LabelDescription	M	AN 80	The additional customer description
ShipmentRequest/RequestedShipment/Packages/RequestedPackages/BespokeLabelData/LabelBarcodes/LabelBarcode (1:2)			
BarcodeNumber	M	AN 1	Barcode number
BarcodeType	O	AN	The Symbology code for this barcode is 128
BarcodeContent	M	AN	Barcode content
TextBelowBarcode	M	AN	Text below barcode
ShipmentRequest/RequestedShipment/Packages/RequestedPackages/BespokeLabelData/LabelTextEntries/LabelTextEntry (1:6)			
LabelNumber	M	AN 1	Barcode sequence number
LabelCaption	M	AN 20	The caption to be printed in the tag value
LabelDescription	M	AN 40	<p>The value to be printed for the respective tag in caption</p> <p>eg. “SALES”, “50”, “CN”, “SG Regional”</p>
ShipmentRequest/RequestedShipment/Packages/RequestedPackages/PackageReferences (0:99)			
ShipmentRequest/RequestedShipment/Packages/RequestedPackages/PackageReferences/PackageReference (0:1)			
PackageReference	M	AN 35	Customer reference for the piece

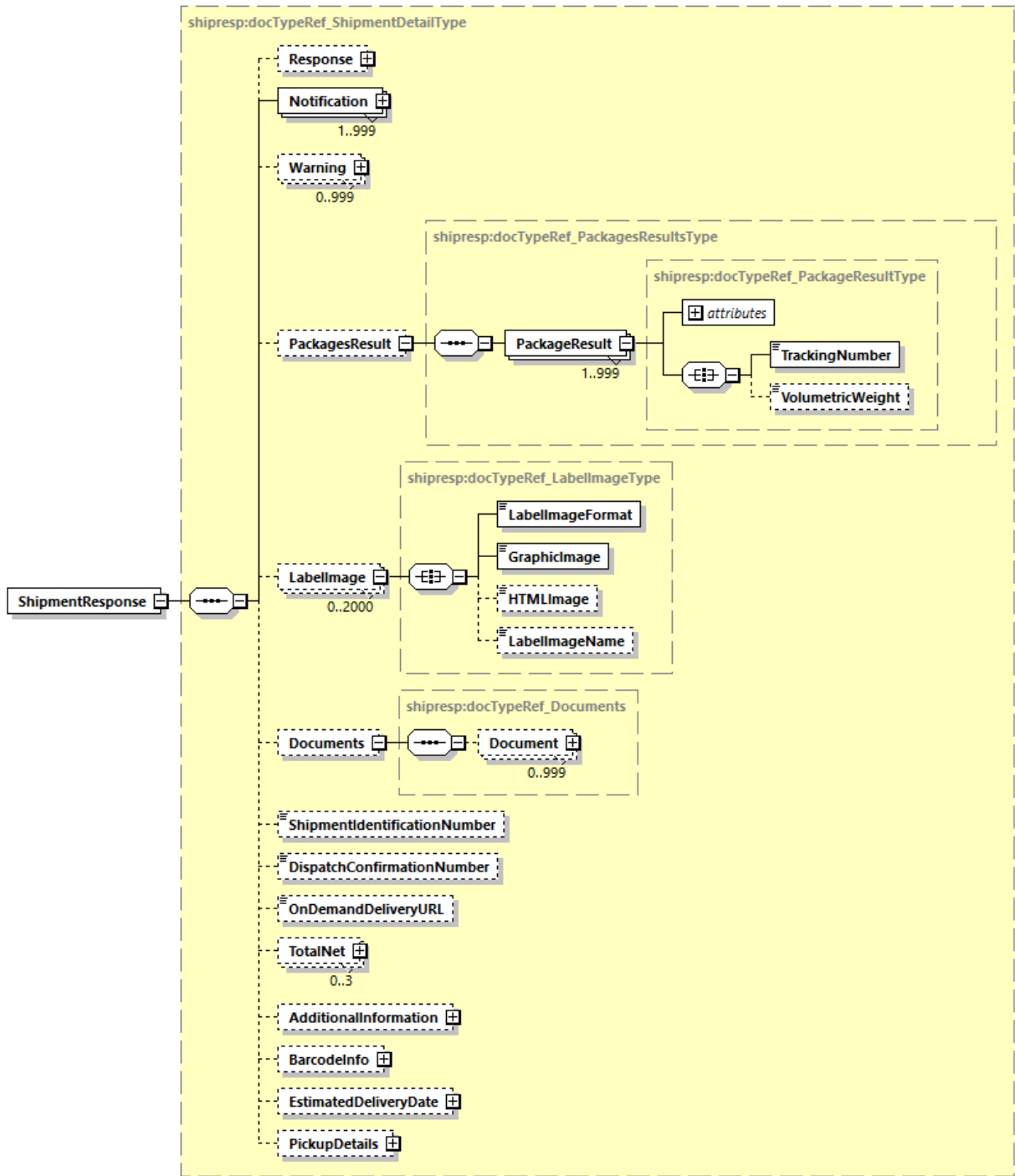
PackageReferenceType	O	AN 3	<p>Reference type code</p> <p>Possible values ;</p> <ul style="list-style-type: none"> - AAO, shipment reference number of receiver - CU, reference number of consignor - FF, reference number of freight forwarder - FN, freight bill number for <ex works invoice number> - IBC, inbound center reference number - LLR, load list reference for <10-digit Shipment ID> - OBC, outbound center reference number for <SHIPMEN IDENTIFIER (COUNTRY OF ORIGIN)> - PRN, pickup request number for <BOOKING REFERENCE NUMBER> - ACP, local payer account number - ACS, local shipper account number - ACR, local receiver account number - CDN, customs declaration number - STD, eurolog 15-digit shipment id - CO, buyers order number
ShipmentRequest/RequestedShipment/DangerousGoods			
ShipmentRequest/RequestedShipment/DangerousGoods/Content (1:99)			
ContentID	M	AN 3	<p>Valid DHL Express Dangerous good content id</p> <p>(please contact your DHL Express IT representative for the relevant content ID code if you are shipping Dangerous Goods)</p>
CustomDescription	O	AN 200	<p>The customized Dangerous Goods statement to replace default IATA Dangerous Goods statement in Transport Label and Waybill Document.</p>

			<p>Single DangerousGoods Content CustomDescription maximum length allowed is 200 characters.</p> <p>Multiple CustomDescription nodes from multiple parent Content nodes will be concatenated with combined maximum character limit of 200.</p> <p>It is recommended to use <CustomDescription> for entire shipment for each <DangerousGoods> <Content> to fully utilize <CustomDescription> printout in Transport Label and Waybill Document.</p>
DryIceTotalNetWeight	C	AN 7	This is a numeric string with up to 7 char (i.e. 1000,00 or 1000.00)
ShipmentRequest/RequestedShipment/DangerousGoods/Content/UNCodes (0:1)			
UNCode	C	AN 10	<p>List of UN Numbers for a particular Dangerous Goods Content.</p> <p>Maximum of 10 UN Numbers per Dangerous Goods Content.</p>
ShipmentRequest/RequestedShipment/ShipmentNotifications (0:1)			
ShipmentRequest/RequestedShipment/ShipmentNotifications/ShipmentNotification (0:5)			
NotificationMethod	M	AN 5	<p>The notification method to be sent.</p> <p>Valid values; EMAIL</p>
EmailAddress	O	AN 250	Email address of the party to receive email notification.
BespokeMessage	O	AN 250	Additional message to be added to the body of the mail
LanguageCode	O	AN 3	<p>LanguageCode used in the email content. The possible values are;</p> <ul style="list-style-type: none"> - eng, (Default) - eng, British - zho, Chinese Traditional - chi, Chinese Simplified - dan, Danish - ita, Italian

LanguageCountryCode	0	AN 2	Language country code. The supported country code area as below; - CH - GB - US - DK - IT
---------------------	---	------	--

5.3 SHIPMENTREQUEST – OUTPUT

The following diagram shows an overview of the shipment response structure. The critical information to derive from this response are the notification codes for the response, the shipment and piece identifiers returned, the encoded label image, and the optional pickup confirmation reference.



Generated by XMLSpy

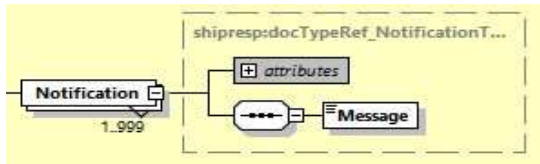
www.altova.com

14.2.4.2 ShipmentResponse Schema Diagram

Each of the individual sections of ShipmentResponse is shown above in schema diagram, with context, and a detailed description of each field follows in the Output Field List.

14.2.4.3 ShipmentResponse Output: Notification

The Notification structure includes the result code and message, based on the results of the processing. Successful messages will include a zero error code and no corresponding message, while exceptions have both code and message.



14.2.4.4 ShipmentResponse Output: PackagesResult

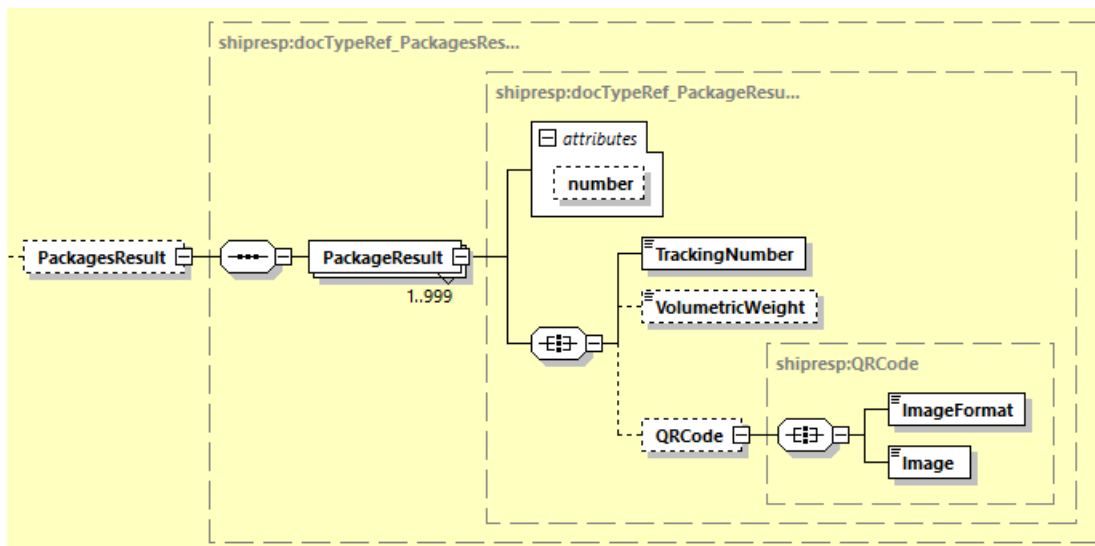
The PackagesResult provides the DHL piece ID associated to each RequestedPackage from the ShipmentRequest. In this case, the TrackingNumber is the Piece ID returned from the service. In order to tie the RequestedPackages from the ShipmentRequest with the PackageResult in the response, the @number attribute is used to referentially link the request and result packages.

By default, the @number attribute will return '1' for the first Piece provided and have value increment of "1" for every subsequent Piece provided.

When RequestedPackages/ShipmentInfo/LinkLabelsByPieces contains value of 'Y', the @number attribute will return the same value as provided for Create Shipment request /Packages/RequestedPackages/@number attribute.

The TrackingNumber field is the identifier for that specific piece of the shipment, of which there can be many.

The QRCode field contains children's elements ImageFormat and Image in which contains the QR code image in base64 binary.



14.2.4.5 **ShipmentResponse Output: LabelImage**

The Label Image section of the response provides the label format in the LabelImageFormat field (i.e. PDF), as well as the base64 encoded label image in the GraphicImage field. The HTML Image is not used.

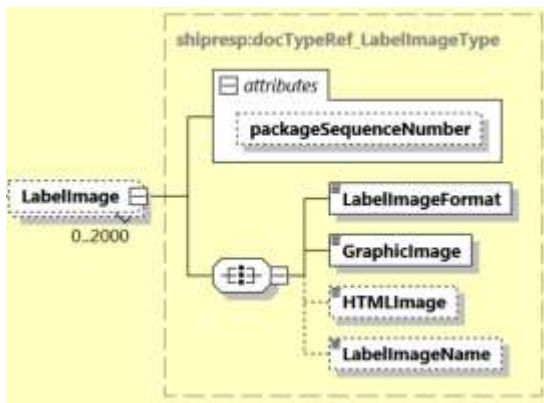
The packageSequenceNumber attribute and LabelImageName field will be returned only when RequestedPackages/ShipmentInfo/LinkLabelsByPieces is provided with value 'Y' in request.

The packageSequenceNumber attribute will return the same value as provided for Create Shipment request /Packages/RequestedPackages/@number attribute.

The LabelImageName field will return value based on whether it is for Transport Label(s) or Waybill Document.

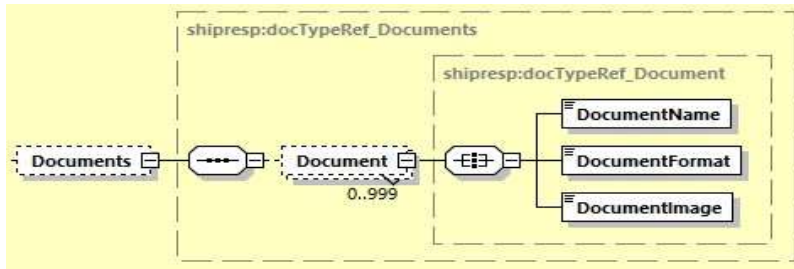
For Transport Label(s), it will have value 'label'.

For Waybill Document, it will have value 'waybillDoc'.



14.2.4.6 ShipmentResponse Output: Documents

The Documents section will return additional paperwork with its sub-element such as Customs Invoice and 194ndividu Receipt document. This section can return multiple documents in the response message based on the customer input provided in the request message.



- DocumentName: The name of the document generated
- DocumentFormat: The format of the document returned. This value will be base on the customer input provided in the request message.
- DocumentImge: The base64 image of the document.

14.2.4.7 ShipmentResponse Output: ShipmentIdentificationNumber

This field corresponds to the airbill number associated to this shipment. This is the primary tracking identifier within DHL, and is the DHL primary reference field in calling application.



14.2.4.8 ShipmentResponse Output: DispatchConfirmationNumber

This field is the confirmation number generated by the creation of a pickup, if requested. This data will need to be persisted if the web service consumer intends to utilize the DeleteShipment functionality, as it is a required field.



14.2.4.9 ShipmentResponse Output: OnDemandDeliveryURL

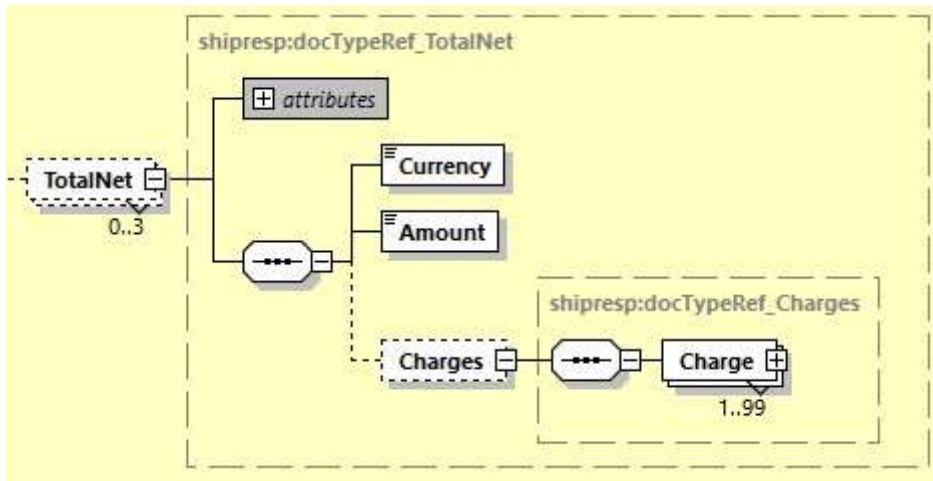
This field will provide the On Demand Delivery (ODD) URL link.



14.2.4.10 **ShipmentResponse Output: TotalNet**

The TotalNet section will show total shipping charges in three currencies, BILLC, PULCL, and BASEC. There are 3 children element under this section.

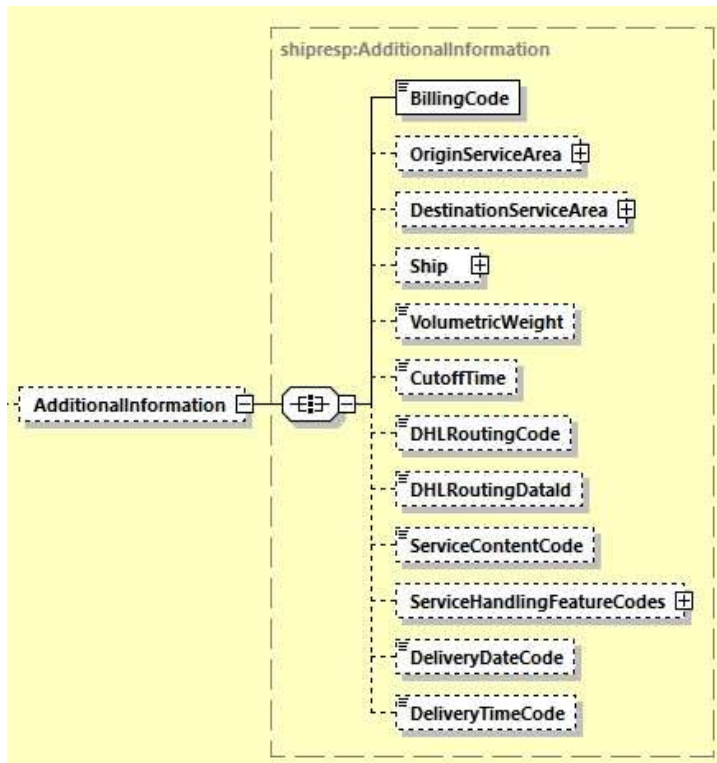
- Currency: The currency of the total charges
- Amount: The amount of the charges
- Charges: This element will breakdown the charges of the special services if customer provides it in the request message.



14.2.4.11 **ShipmentResponse Output: AdditionalInformation**

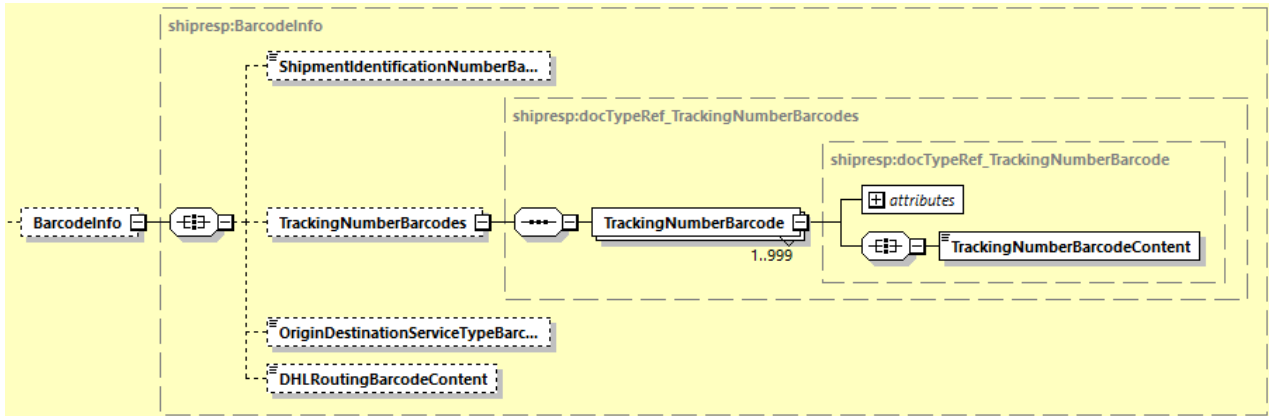
The AdditionalInformation section is to return additional information in the create shipment response message. MyDHL API will return this field when the request message have below input;

- RequestAdditionalInformation = Y, all additional response field will be returned in the response message
- RequestAdditionalInformation = Y AND RequestTransliterateResponse = Y, all additional response field will be returned and the ship field will be returned with transliterated characters.



14.2.4.12 ShipmentResponse Output: BarcodeInfo

The BarcodeInfo section will be included in response when RequestBarcodeInfo = Y in request message. This section includes several barcode fields such as the airwaybill number barcode, DHL piece ID barcode(s), origin and destination service area code with global product code barcode, and the DHL routing barcode.

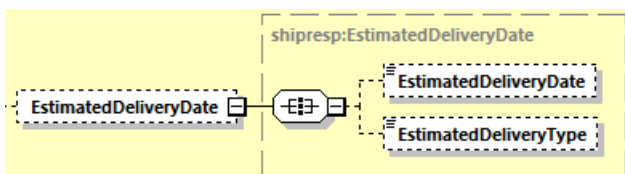


14.2.4.13 ShipmentResponse Output: EstimatedDeliveryDate

The EstimatedDeliveryDate section will be included in response when RequestEstimatedDeliveryDate = Y in request message. This section contains two fields – **EstimatedDeliveryDate** and **EstimatedDeliveryType**. EstimatedDeliveryType can either be QDDC or QDDF.

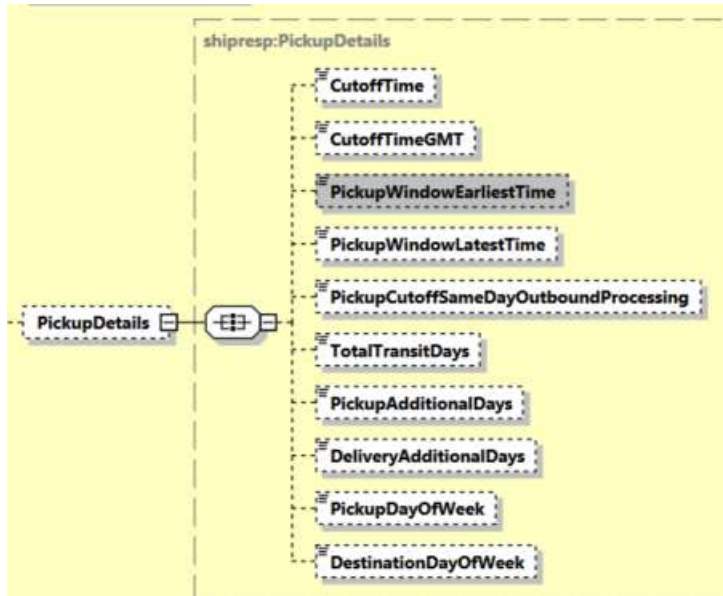
QDDC – constitutes DHL’s service commitment as quoted at booking/shipment creation. QDDC builds in clearance time, and potentially other special operational non-transport component(s), when relevant.

QDDF – is the fastest (“docs”) transit time as quoted to the customer at booking or shipment creation. When clearance or any other non-transport operational component is expected to impact transit time, QDDF does not constitute DHL’s service commitment .



14.2.4.14 ShipmentResponse Output: PickupDetails

The PickupDetails section will include fields related to pickup capabilities. This section will include the origin service area’s cutoff time for pickup and the pickup window hours for the given shipment date.



5.4 SHIPMENT RESPONSE – OUTPUT FIELD LIST

Shipment Response xml fields (Source)	Mandatory/ Optional	Values or Constraints	Comments
ShipmentResponse			
ShipmentIdentificationNumber	O	AN 35	The shipment identification number also named airwaybill (AWB). This number can be used to track the progress of the shipment on the DHL website.
DispatchConfirmationNumber	O	AN 15	The booking reference number. This number should be used when interacting with the DHL customer service regarding the pickup process.
OnDemandDeliveryURL	O	AN	The On Demand Delivery (ODD) URL link
ShipmentResponse/Response/ServiceHeader			
MessageTime	M	TIMESTAMP	Timestamp when DHL processed request
MessageReference	O	AN 36	Mapped directly from request if provided. Merchant can track messages by this reference
ServiceInvocationID	O		This element will get populate when existing or new customers has provided the <Request> element in the request message. This information will get populate in Response in all Error and Success scenarios.
ShipmentResponse/Notification (1:999)			

@code	M	N 6	Error > 0 or Success Code = 0
Message	M		Response Message, see Error codes for more details
ShipmentResponse/PackagesResult			
ShipmentResponse/PackagesResult/PackageResult (1:999)			
"@number"	O	Integer	Running number of the packages.
TrackingNumber	M	AN 35	This field contains a unique number for the individual package.
VolumetricWeight	O	12.3 D	Dimensional weight of each piece
ShipmentResponse/PackagesResult/PackageResult/QRCode (0:1)			
ImageFormat	M	AN 4	Image format e.g. PNG
Image	M	Base64 Binary	This field contains the actual QRCode image as Base64 binary.
ShipmentResponse/LabelImage (0:2000)			
LabelImageFormat	M	AN 3	Mapped from Request Document. Currently always "PDF"
GraphicImage	M	Base64 Binary	This field contains the actual label as Base64 Binary. There will be one document containing all the labels for each package/piece on separate pages.
HTMLImage	O	Base64 Binary	Not used
ShipmentResponse/Documents			
ShipmentResponse/Documents/Document (0:999)			

DocumentName	M	AN	The name of the document
DocumentFormat	M	AN 3	Format of the document
DocumentImage	M	Base64 binary	Image of the document
ShipmentResponse/TotalNet (0:3)			
@type	M	Enumerated	Type of the charge Possible values; - 'BILLC', billing currency - 'PULCL', country public rates currency - 'BASEC', base currency
Currency	M	AN 3	Total shipping charge with tax
Amount	M	AN	PackageCharge or the Weight Charge
ShipmentResponse/TotalNet/Charges			
ShipmentResponse/TotalNet/Charges/Charge (1:99)			
ChargeType	M	AN	Global Product Name or Optional Special Services
ChargeAmount	M	AN	PackageCharge or the Weight Charge or Special Services Charge
ShipmentResponse/AdditionalInformation			
BillingCode	M	AN 3	
VolumetricWeight	O	12.3 D	DimensionalWeight
DHLRoutingCode	O	AN	Routing Code
DHLRoutingDataID	O	AN	Routing Data ID
ServiceContentCode	O	AN 3	Product Content Code
DeliveryDateCode	O		Delivery Date Code
DeliveryTimeCode	O		Delivery Time Code

ShipmentResponse/AdditionalInformation/OriginServiceArea			
FacilityCode	O	AN 3	The DHL Facility Code for the origin
ServiceAreaCode	O	AN 3	The DHL Service Area Code for the origin of the Shipment
OutboundSortCode	O	AN 4	Outbound Sort Code of Origin
ShipmentResponse/AdditionalInformation/DestinationServiceArea			
FacilityCode	O	AN 3	The DHL Facility Code for the Destination
ServiceAreaCode	O	AN 3	The DHL Service Area Code for the destination of the Shipment
InboundSortCode	O	AN 4	Inbound Sort Code of Destination
ShipmentResponse/AdditionalInformation/Ship			
ShipmentResponse/AdditionalInformation/Ship/Shipper			
ShipmentResponse/AdditionalInformation/Ship/Shipper/Contact			
PersonName	M	AN 255	A contact name of a person who will ship the shipment.
CompanyName	M	AN 100	The company name the person is working in.
ShipmentResponse/AdditionalInformation/Ship/Shipper/Address			
StreetLines	M	AN 45	The street line should contain street name and number of the shipper
StreetName	O	AN 250	Shipper street name should be sent as separate attribute if feasible.
BuildingName	O	AN 50	The Shipper building name
StreetNumber	O	AN 50	Shipper street number should be sent as separate attribute, if feasible.
StreetLines2	O	AN 45	Shipper additional address information

StreetLines3	O	AN 45	Shipper additional address information
City	M	AN 45	Shipper city name
StateOrProvinceCode	O	AN 2	2 Letter state code for the USA only
PostalCode	M	AN 12	Shipper postal code
CountryCode	M	AN 2	ISO 2 character code of the Shipper country.
Suburb	O	AN 45	Shipper suburb
StateOrProvinceName	O	AN 35	Shipper State or Province Name
CountryName	O	AN 35	Shipper Country Name
ShipmentResponse/AdditionalInformation/Ship/Recipient			
ShipmentResponse/AdditionalInformation/Ship/Recipient/Contact			
PersonName	M	AN 255	A contact name of a person who will receive the shipment.
CompanyName	M	AN 100	The company name the person is working in.
ShipmentResponse/AdditionalInformation/Ship/Recipient/Address			
StreetLines	M	AN 45	The street line should contain street name and number of the recipient
StreetName	O	AN 250	Recipient street name should be sent as separate attribute if feasible.
BuildingName	O	AN 50	The Recipient building name
StreetNumber	O	AN 50	Recipient street number should be sent as separate attribute, if feasible.
StreetLines2	O	AN 45	Recipient additional address information
StreetLines3	O	AN 45	Recipient additional address information
City	M	AN 45	Recipient city name
StateOrProvinceCode	O	AN 2	2 Letter state code for the USA only
PostalCode	M	AN 12	Recipient postal code
CountryCode	M	AN 2	ISO 2 character code of the Recipient country.
Suburb	O	AN 45	Recipient suburb

StateOrProvinceName	O	AN 35	Recipient State or Province Name
CountryName	O	AN 35	Recipient Country Name
ShipmentResponse/BarcodeInfo			
ShipmentIdentificationNumber BarcodeContent	O	Base64 Binary	Airwaybill number barcode base64 image
OriginDestinationServiceType BarcodeContent	O	Base64 Binary	Barcode base64 image of origin service area code, destination service area code and global product code
DHLRoutingBarcodeContent	O	Base64 Binary	Barcode base64 image of DHL routing code
ShipmentResponse/BarcodeInfo/TrackingNumberBarcodes			
ShipmentResponse/BarcodeInfo/TrackingNumberBarcodes/TrackingNumberBarcode (1:999)			
@number	O	Integer	Running number sequence of TrackingNumberBarcode nodes
TrackingNumberBarcode Content	M	Base64 Binary	Tracking number barcodes base64 image for each piece in shipment request
ShipmentResponse/EstimatedDeliveryDate			
EstimatedDeliveryDate	O	DateTime	Estimated delivery date (EDD)
EstimatedDeliveryType	O	Enumerated	Type code of EDD Possible values; <ul style="list-style-type: none"> - QDDC, constitutes DHL’s service commitment as quoted at booking/shipment creation - QDDF, is the fastest (“docs”) transit time as quoted to the customer at booking or shipment creation
ShipmentResponse/PickupDetails			
CutOffTime	O	TIME	This is the cutoff time for the service offered in the

			response. This represents the latest time (local to origin) which the shipment can be tendered to the courier for that service on that day. Example: (e.g. 2019-06-26T17:00:00)
PickupWindowEarliestTime	O	AN	The DHL earliest time possible for pickup
PickupWindowLatestTime	O	AN	The DHL latest time possible for pickup
PickupCutoffSameDayOutboundProcessing	O	AN	Any pickup requested after this pickup cutoff time may have an impact on transit time.
TotalTransitDays	O	INTEGER	The number of transit days
PickupAdditionalDays	O	AN	This is additional transit delays (in days) for shipment picked up from the mentioned city or postal area to arrival at the service area.
DeliveryAdditionalDays	O	AN	This is additional transit delays (in days) for shipment delivered to the mentioned city or postal area following arrival at the service area.
PickupDayOfWeek	O	AN	Pickup day of the week number
DestinationDayOfWeek	O	AN	Destination day of the week number

6. SHIPMENTDELETEREQUEST

6.1 SHIPMENTDELETEREQUEST – DESCRIPTION

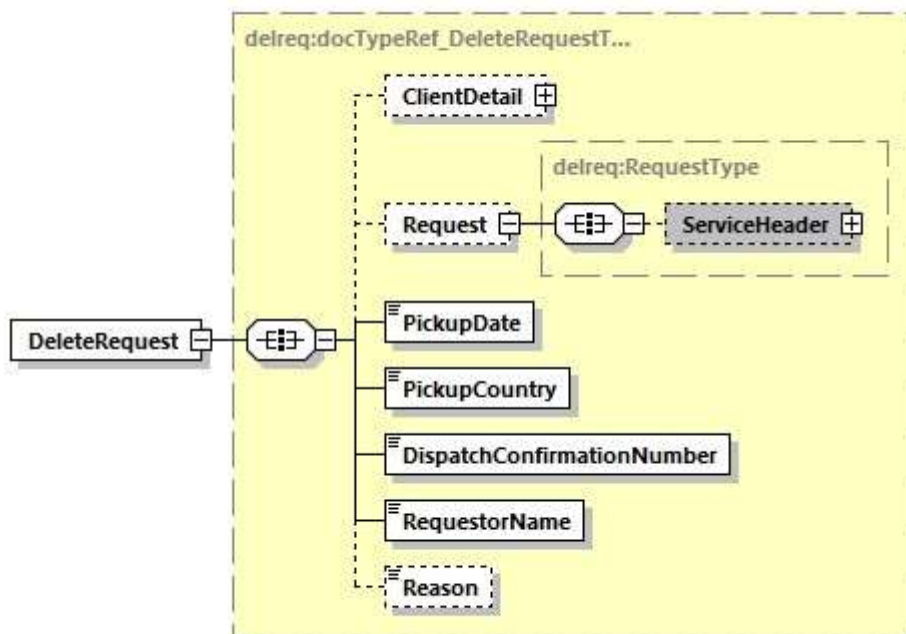
The ShipmentDeleteRequest Operation will allow the user to synchronously cancel a previous successful pickup request booked via ShipmentRequest. The underlying process for the ShipmentDeleteRequest is a cancellation of a scheduled driver pickup, if included in the original request. Any shipment manifest data which was included in the original ShipmentRequest will not be deleted as part of this operation but will not become an active shipment if the shipment label does not enter the DHL Network.

Cancellation of a previous successful pickup requests are subject to entire consolidated booking if applicable.

6.2 SHIPMENTDELETEREQUEST – INPUT

The following diagram shows an overview of the request input structure.

Within the DeleteRequest, the ClientDetail is an optional node for reference use, and does not affect functionality. The critical elements are the remaining nodes in the request.



The ServiceHeader element contains the header information about the request message such as message time, message reference for tracking purpose on customer side.

The PickupDate is the day of the scheduled pickup, previously communicated as part of the ShipmentTimestamp of the ShipmentRequest. For example, if the ShipmentTimestamp for the successful shipment was “2010-11-30T12:30:47GMT+01:00”, then the PickupDate would be “2010-11-30”.

The PickupCountry is the two-character country code which was used in the original request.

The DispatchConfirmationNumber is the reference value which was in the original ShipmentResponse for DispatchConfirmationNumber.

The RequestorName is a required field, but is not validated against the original ShipmentRequest. This value is not validated against the original request, and can be defaulted if necessary.

The Reason value is an optional field, and used to indicate the reason for the cancellation. The possible values are included in the table below. Value of 7 (“Other”) used in the absence of transmitted data.

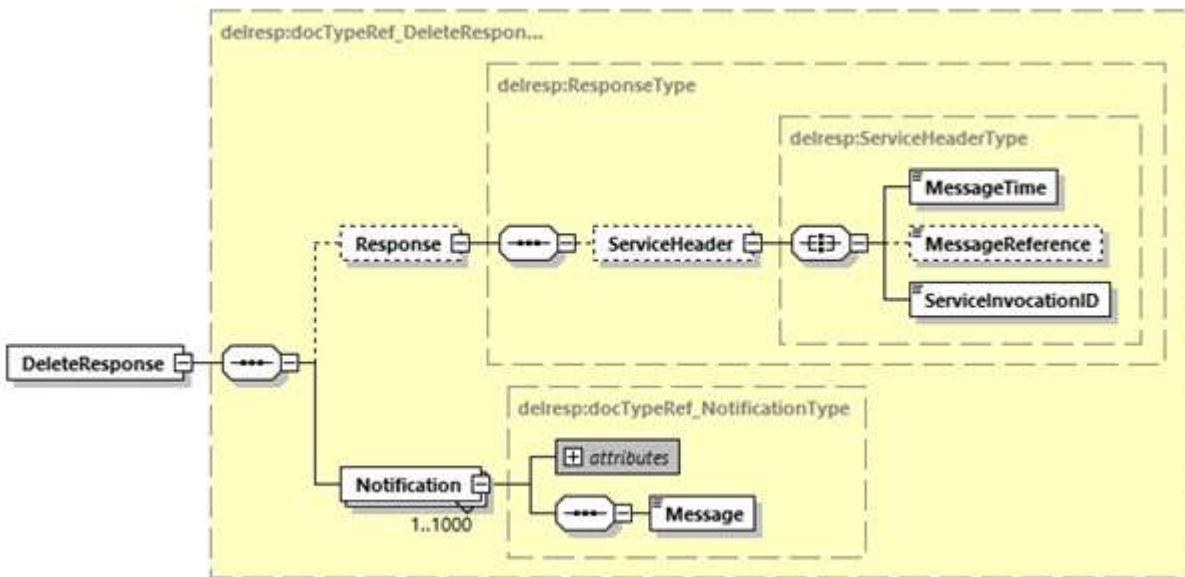
Reason	Value
001	Package Not Ready
002	Rates Too High
003	Transit Time Too Slow
004	Take To Service Center or Drop Box
005	Commitment Time Not Met
006	Reason Not Given
007	Other
008	Pickup Modified

6.3 SHIPMENTDELETEREQUEST – INPUT FIELD LIST

ShipmentDeleteRequest fields	Mandatory /Optional	Value constraints	Comments
DeleteRequest			
PickupDate	M	YYYY-MMDD	The scheduled pickup date of the shipment to be deleted.
PickupCountry	M	AN 2	The country code associated to the origin of the shipment.
DispatchConfirmationNumber	M	AN 20	The confirmation number returned from the original shipment request.
RequestorName	M	AN 45	The delete requestor name
Reason	O	AN 50	Optional reason code (see above table)
DeleteRequest/ClientDetail			
sso	O		This field is for internal use only
plant	O		This field is for internal use only
DeleteRequest/Request			
DeleteRequest/Request/ServiceHeader			
MessageTime	O	TIMESTAMP	Timestamp when request has been created. The format should be YYYYMM-DD(T)hh:mm:ss-Time Zone e.g. 2010-11-24T00:17:20Z 2010-11-24T00:17:20+08:00 2010-11-24T00:17:20-07:00
MessageReference	O	AN 36	Shipper Reference Number which is used for tracking by merchant. The same transaction ID will be returned as per request if it is provided.
WebstorePlatform	O	AN 20	Reserved for Third Party Vendor's identification
WebstorePlatformVersion	O	AN 15	Reserved for Third Party Vendor's identification

ShippingSystemPlatform	0	AN 20	Reserved for Third Party Vendor's identification
ShippingSystemPlatformVersion	0	AN 15	Reserved for Third Party Vendor's identification
PlugIn	0	AN 20	Reserved for Third Party Vendor's identification
PlugInVersion	0	AN 15	Reserved for Third Party Vendor's identification

6.4 SHIPMENTDELETEREQUEST – OUTPUT



6.5 SHIPMENTDELETEREQUEST – OUTPUT FIELD LIST

ShipmentDeleteResponse fields	Mandatory /Optional	Value constraints	Comments
DeleteResponse			
DeleteResponse/Response			
DeleteResponse/Response/ServiceHeader			
MessageTime	M	Date	Timestamp when request has been processed on DHL side. The format should be YYYY-MMDD(T)hh:mm:ss-Time Zone
MessageReference	O	AN 36	This information will get populate from the Request message, if provided.
ServiceInvocationID	M		This element will get populate when existing or new customers has provided the <Request> element in the request message. This information will get populate in Response in all Error and Success scenarios.
DeleteResponse/Notification (1:1000)			
@code	M		Error > 0 or Success Code = 0
Message	M		Response Message, see Error codes for more details

For this service, the potential error use cases include:

- Pickup Not Found, if already deleted
- Pickup Not Found, if manually deleted otherwise
- Pickup Not Found, if still in process of creation

Please note, for the 3rd use case, there is a very small window of time between when the original pickup request is processed and when the backend system creates the pickup (< 30 secs). During this time, it may not be possible to delete the pickup request.

7. TRACKINGREQUEST

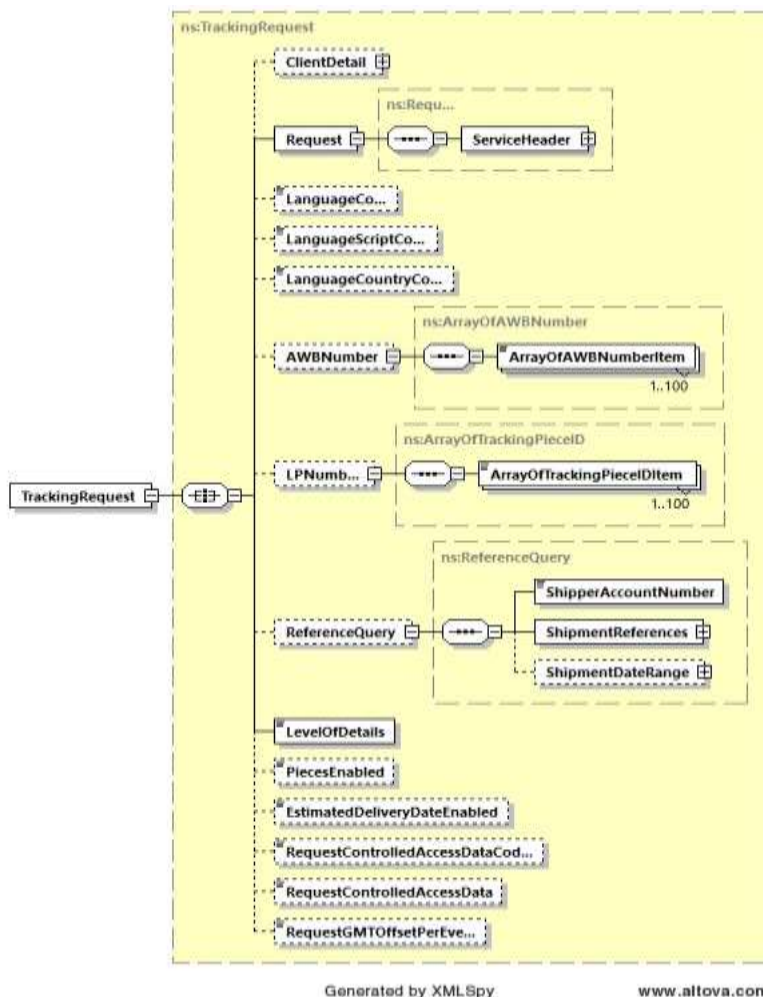
7.1 TRACKINGREQUEST – DESCRIPTION

The TrackingRequest operation is used to inform customers about the status of their in-transit shipments, based on the valid DHL Waybill Number, Shipment Reference and License Plate (LP) number. The resulting response will provide tracking events at both the Shipment and/or Piece events corresponding to the DHL Waybill(s), LPNumber(s) and shipment reference submitted.

When presenting the results of the web service, note that the resulting piece and shipment events should not be grouped separately. Depending on the type of event or DHL processing facility, only piece or shipment data (or both piece and shipment) may be available. Merging the resulting Piece and Shipment events will provide a consolidated view of the event history for the DHL Shipment.

7.1.1 TrackingRequest Schema Diagram

The following diagram details the schema diagram for the TrackingRequest, as input. There are three options available to track the shipment, which is AWBNumber, LPNumber and ShipmentReference with ShipperAccountNumber.



7.2 TRACKINGREQUEST – INPUT

The Request node contains a ServiceHeader structure, which describes the MessageTime and MessageReference of the request. The Header fields are required fields for the request, used to distinguish individual requests. The MessageReference is required to be between 28 and 32 characters in length, but is not required to be unique between requests.

7.2.1 TrackingRequest Input: LanguageCode

The LanguageCode element helps to identify the language code and provide the shipment and piece level translation of checkpoint descriptions based on language code provided by user.

7.2.2 TrackingRequest Input: LanguageScriptCode

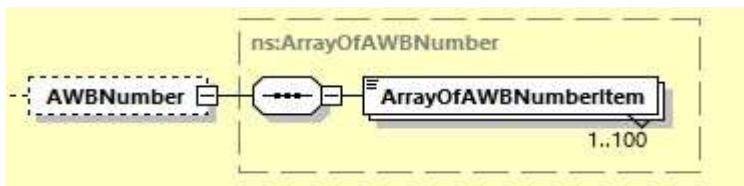
The LanguageScriptCode element is used to identify the language script code and provide the shipment and piece level translation of checkpoint descriptions based on language code, language country code (if provided) and language script code.

7.2.3 TrackingRequest Input: LanguageCountryCode

The LanguageCountryCode element is to identify the language country code and provide the shipment and piece level translation of checkpoint descriptions based on language code and language country code provided by user.

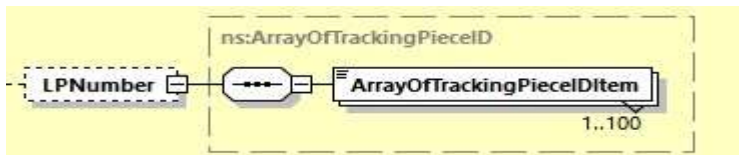
7.2.4 TrackingRequest Input: AWBNumber

The AWBNumber element must contain at least one element within the ArrayOfAWBNumberItem node. The DHL Waybill element is defined at a maximum length of 11 characters; the standard DHL Waybill used in shipping will typically be 10 digits. The AWBNumber element allows multiple DHL Waybill numbers in a single request, as multiple Waybill requests are batched on the backend to populate the response for multiple shipments.



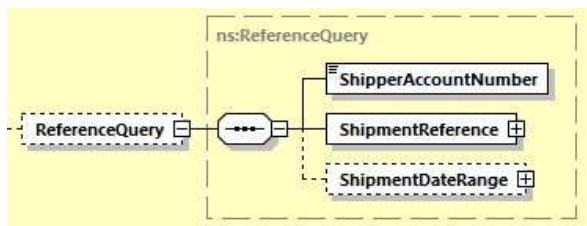
7.2.5 TrackingRequest Input: LPNumber

The LPNumber element is used as input to track the shipment form the LPNumber provided in the request message.



7.2.6 TrackingRequest Input: ReferenceQuery

The ReferenceQuery element helps to query using the Shipper’s Reference Number, Account Number and Shipment Date. This element is not allowed to be use along with the DHL Waybill number and License Plate Number. There are 3 children under this element;



- ShipperAccountNumber – A mandatory element that will be used to undergo account validation process (if needed)
- ShipmentReference – A mandatory element that have 2 children element; Value and Type that will be used to retrieve the response with the Shipment Details and checkpoints associated with the AccountNumber, ReferenceID and ReferenceType (if provided) in Request message.
- ShipmentDateRange – An optional element that helps to filter data based on the provided dates. There are 2 children element; From and To.

7.2.7 TrackingRequest Input: LevelOfDetails

The LevelOfDetails element contains an enumerated value for checkpoint details requested in the response. It is a required element in the request, applies to all shipments in the request and has the following values.

- ALL_CHECKPOINTS, populates all the customer visible checkpoints available in the response message.
- LAST_CHECKPOINT_ONLY, this value is used when only the last checkpoint details are required.
- ADVANCE_SHIPMENT, to support advance shipment query. When this value is used, only shipment details information gets populated in response message. Checkpoint details are not populated for Advance Shipment.
- BBX_CHILDREN, when the Mother AWB number is provided in the request message, the shipment details and checkpoints of mother AWB with its children’s AWB numbers will be returned. However, there will be no checkpoint details for the childrens AWB number provided.
- SHIPMENT_DETAILS_ONLY, only shipment details are provided in the response message. No checkpoint details are populated.

7.2.8 TrackingRequest Input: PiecesEnabled

The PiecesEnabled element contains an enumerated value for shipment and/or piece details and events requested in the response. It is an optional element in the request, applies to all shipments in the request and has the following values.

- B = Both Piece and Shipment Details (recommended value) • S = Shipment Details Only
- P = Piece Details Only.

7.2.9 TrackingRequest Input: EstimatedDeliveryDateEnabled

The EstimatedDeliveryDateEnabled element indicates if estimated delivery date (EDD) should be included in the service response (Estimated Delivery Date information is not always available).

7.2.10 TrackingRequest Input: RequestControlledAccessDataCodes

The RequestControlledAccessDataCodes element indicates if Controlled Access Data Codes should be included in the service response.

7.2.11 TrackingRequest Input: RequestControlledAccessData

The RequestControlledAccessData element indicates if Controlled Access Data should be included in the service response. As default if this element is not provided in the request some values in response are blanked out.

7.2.12 TrackingRequest Input: RequestGMTOffsetPerEvent

The RequestGMTOffsetPerEvent element indicates if GMT offset of each event date time should be included in the service response.

7.3 TRACKINGREQUEST – INPUT FIELD LIST

The following table details the fields used by the TrackingRequest, their cardinality and a brief description of their usage.

Tracking Request fields	M/O	Values or Constraints	Comments
TrackingRequest			
LanguageCode	M/O	AN 3	<p>The language code requested by user. This field is mandatory when LanguageScriptCode and/or LanguageCountryCode is provided. The supported language code are as below;</p> <ul style="list-style-type: none"> - eng, English (Default) - bak, Bashkir - bul, Bulgarian - cze, Czech - dan, Danish - ger, German - ewe, Ewe - gre, Greek - spa, Spanish - est, Estonian - fin, Finnish - fre, French - heb, Hebrew - hrv, Croatian - hun, Hungarian - ind, Indonesian - ita, Italian - jpn, Japanese - kor, Korean - lit, Lithuanian - lav, Latvian - mac, Macedonian - dut, Dutch - nor, Norwegian - pol, Polish - por, Portuguese - rum, Romanian - rus, Russian - srd, Sardinian - slo, Slovak - slv, Slovenian - alb, Albanian - srp, Serbian

			<ul style="list-style-type: none"> - swe, Swedish - chi, Chinese - tha, Thai - tur, Turkish - twi, Twi - ukr, Ukrainian - ice, Icelandic - ara, Arabic - bos, Bosnian - geo, Gerogian - vie, Vietnamese
LanguageScriptCode	O	AN 4	The script of the language code
LanguageCountryCode	O	AN 2	The country code of the language
LevelOfDetails	M	Enumerated	<p>Checkpoint Detail Indicator.</p> <p>Possible values;</p> <ul style="list-style-type: none"> - LAST_CHECKPOINT_ONLY - ALL_CHECKPOINTS - SHIPMENT_DETAILS_ONLY - ADVANCE_SHIPMENT - BBX_CHILDREN
PiecesEnabled	O	Enumerated	<p>Pieces Indicator.</p> <p>Possible values;</p> <ul style="list-style-type: none"> - B = Both Piece and Shipment - S = Shipment Details Only - P = Piece Details Only.
EstimatedDeliveryDateEnabled	O	Enumerated	<p>Possible values:</p> <ul style="list-style-type: none"> - 1 / true, EDD requested - 0 / false, EDD not requested <p>(Estimated Delivery Date is not always returned and is subject to the scans by the DHL Operations team)</p>
RequestControlledAccessDataCodes	O	Enumerated	<p>Request controlled access data codes</p> <p>Possible values:</p> <ul style="list-style-type: none"> - 1 / true, requested - 0 / false, not requested
RequestControlledAccessData	O	Enumerated	Request controlled access data

			Possible values: - 1 / true, requested - 0 / false, not requested
RequestGMTOffsetPerEvent	O	Enumerated	Request to return GMT Offset of each event in response, for both shipment level and piece level. Possible values: - 1 / true, requested - 0 / false, not requested
TrackingRequest/Request			
TrackingRequest/Request/ServiceHeader			
MessageTime	M	Date	The format of the should be YYYYMM-DD(T)hh:mm:ss-Time Zone e.g. 2010-11-24T00:17:20Z 2010-11-24T00:17:20-07:00
MessageReference	M	AN 32	Message reference, between 28-32 characters in length.
WebstorePlatform	O	AN 20	Reserved for Third Party Vendors identification
WebstorePlatformVersion	O	AN 15	Reserved for Third Party Vendors identification
ShippingSystemPlatform	O	AN 20	Reserved for Third Party Vendors identification
ShippingSystemPlatformVersion	O	AN 15	Reserved for Third Party Vendors identification
PlugIn	O	AN 20	Reserved for Third Party Vendors identification
PlugInVersion	O	AN 15	Reserved for Third Party Vendors identification
TrackingRequest/ClientDetail			
sso	O		This field is for internal use only
plant	O		This field is for internal use only
TrackingRequest/AWBNumber (Optional)			
ArrayOfAWBNumberItem (1:100)	M	AN 11	DHL Waybill number

TrackingRequest/LPNumber (Optional)			
ArrayOfTrackingPieceIDItem (1:100)	M	AN 35	DHL Piece ID
TrackingRequest/ReferenceQuery (Optional)			
ShipperAccountNumber	M	N 12	The account number of the shipper
TrackingRequest/ReferenceQuery/ShipmentReferences			
ShipmentReference	M	AN 35	The ShipmentReference element the shipper reference ID number.
ShipmentReferenceType	O	AN 3	The ReferenceType element is the shipper reference type. Possible value; - CU, reference number of consignor
TrackingRequest/ReferenceQuery/ShipmentDateRange			
From	M	Date	The ShipmentDateFrom element contains the date from which the shipment should be queried. The format of the date should be YYYYMM-DD.
To	M	Date	The ShipmentDateTo element contains the date to which the shipment should be queried. The format of the date should be YYYYMM-DD.

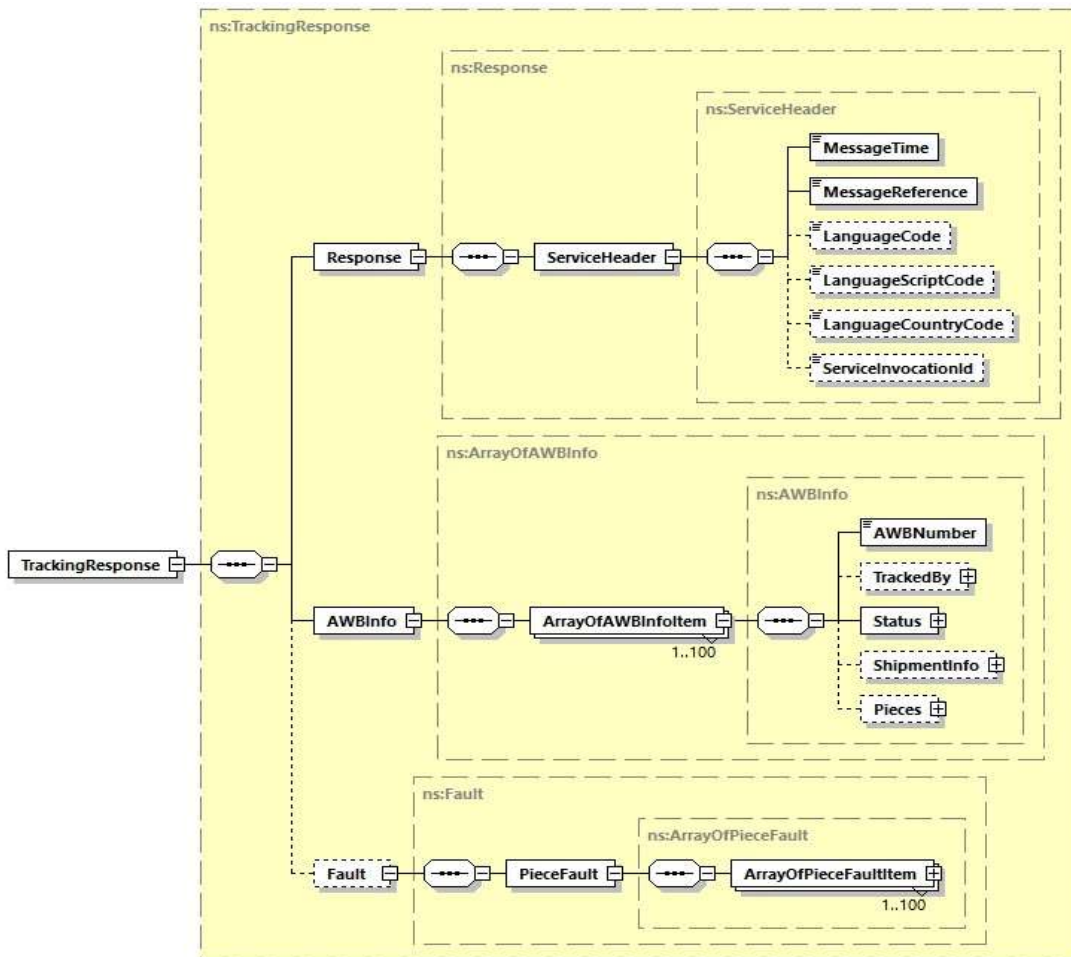
Waybill numbers to be used during Testing for Tracking

Please note that when testing the Tracking Web service, only the Waybill numbers below are loaded and any production Waybill numbers or ones created via CreateShipment will not be trackable.

9356579890	4818240420	5584773180	5786694550	2449648740
5980622760	5980622970	5980623180	5980770460	6781059250
9077880070	5786694760	7957673080	5786696720	8066924740

7.4 TRACKINGRESPONSE – OUTPUT

The following diagram details the TrackingResponse. All successful tracking responses will conform to this schema.



At a high level, the TrackingResponse contains a Response element and an AWBInfo element. Within the AWBInfo element, each ArrayOfAWBInfoItem corresponds to the response for each DHL Airbill submitted in the original request.

The remaining subsections of 7.4 will provide additional context to the structures immediately below TrackingResponse, while the individual nodes are described in further detail in section 7.5.

7.4.1 TrackingResponse Output: Response

The Response element contains the service header information for the message. This includes the timestamp when the response generated to the consumer, as well as the unique message reference generated by DHL.

7.4.2 TrackingResponse Output: AWBInfo

The AWBInfo element is a complex element which maintains an array of airbill responses for each airbill requested. The ArrayOfAWBInfoItem consists of five child elements

- AWBNumber

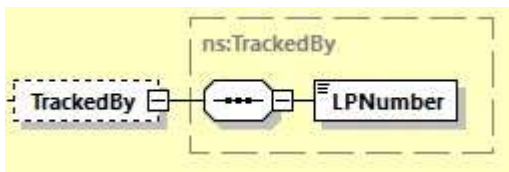
- TrackedBy
- Status
- ShipmentInfo
- Pieces

7.4.3 TrackingResponse Output: AWBNumber

The AWBNumber returned in the response corresponds to the DHL Airbill Number in the Tracking Request. For multiple shipment requests, this field is used to distinguish between the multiple responses.

7.4.4 TrackingResponse Output: TrackedBy

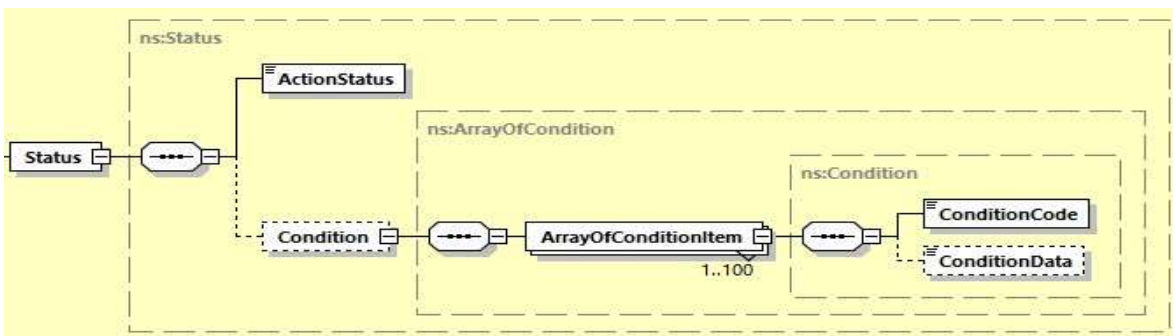
This is an optional element which gets populated in response message only when user performed tracking query by License Plate Number. This is only applicable to track by Piece ID option only.



7.4.5 TrackingResponse Output: Status

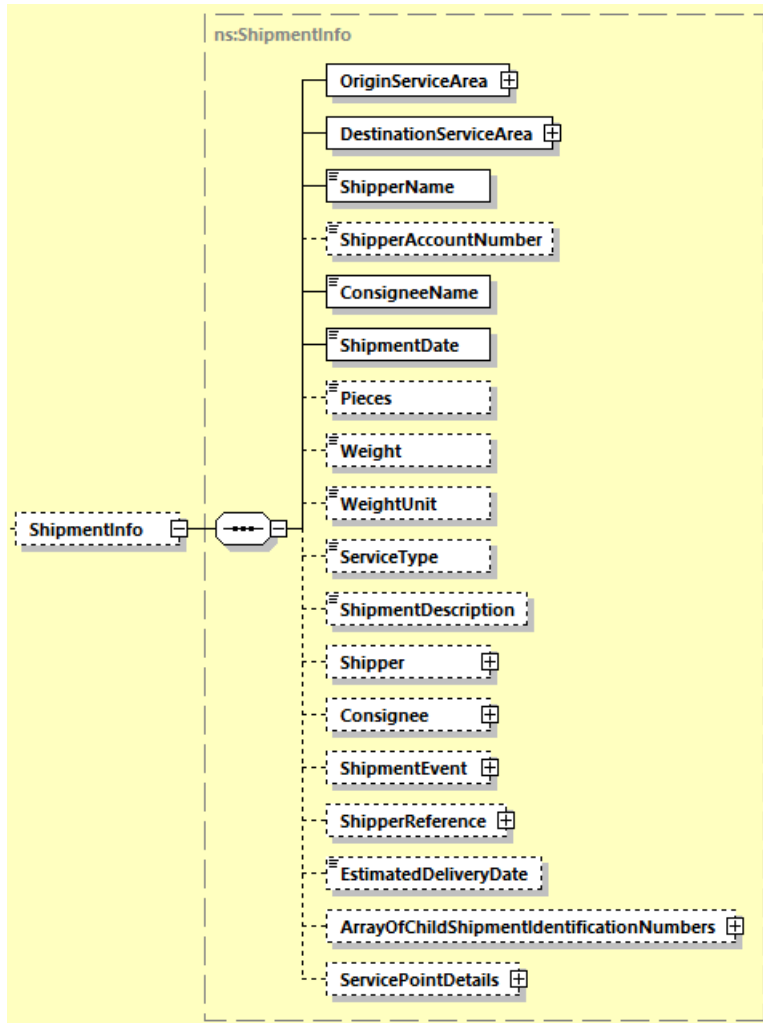
The Status element consists of a summary ActionStatus field, which describes the success of the service. Expected values for this element are “Success” and “No Shipments Found”.

The optional Condition element consists of additional error information, and is only present in the case of an exception. Appendix A contains specific information on the values of the ConditionCode and ConditionData returned in the case of a Not Found exception.



7.4.6 TrackingResponse Output: ShipmentInfo

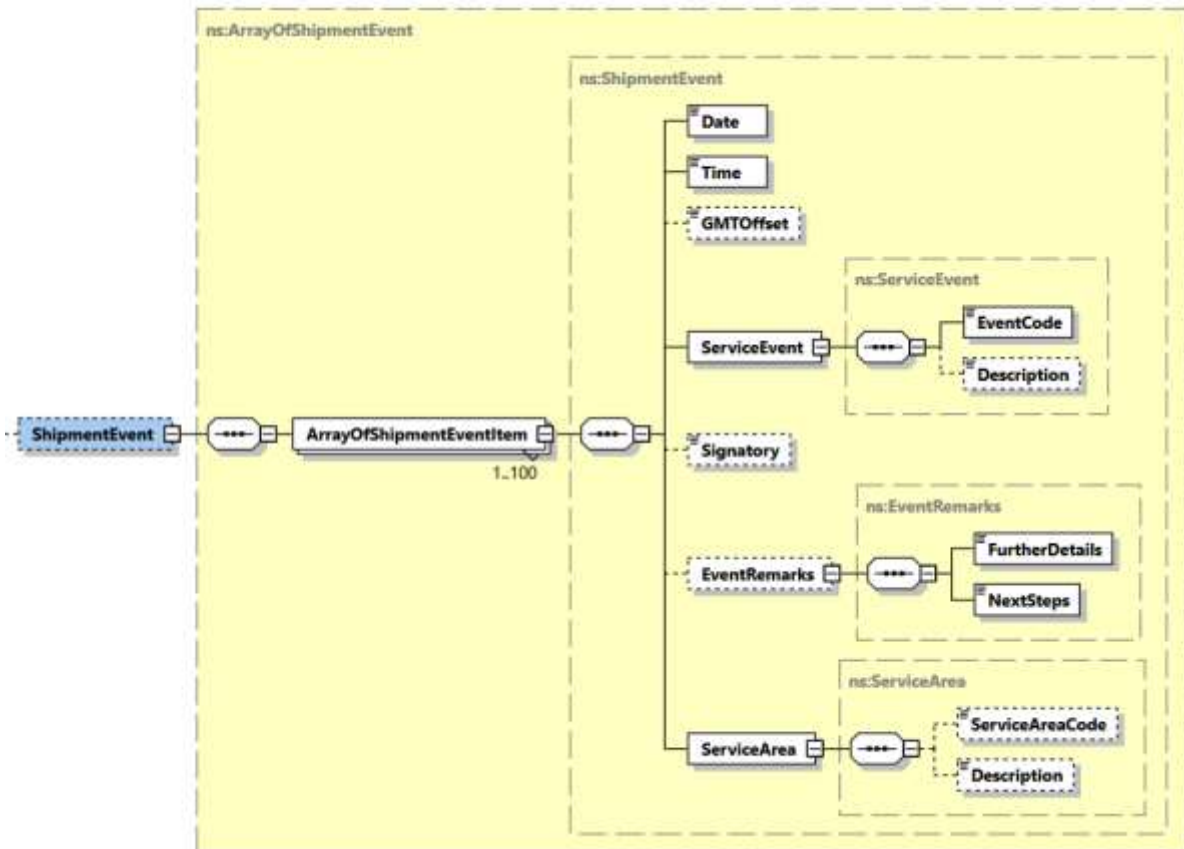
The ShipmentInfo element is an optional element within the response, and will be populated for successful invocations. This element describes the shipment details, as well as provide optional ShipmentEvents. The ShipmentInfo element consists of the following child elements:



- OriginServiceArea – This complex element contains the Service Area code and Service Area description for the origin of the shipment.
- DestinationServiceArea – This complex element contains the Service Area Code and Service Area Description for the destination of the shipment.
- ShipperName – The name or title associated to the shipper.
- ShipperAccountNumber – The account number for shipping, currently not included for tracking purposes.
- ConsigneeName – The name or title associated to the receiver.
- ShipmentDate – The date of the shipment initiation.
- Pieces – The number of pieces in the shipment.
- Weight – The weight of the shipment.
- WeightUnit – The unit of measure for shipment weight
- ServiceType – The global or network product code of the shipment.
- ShipmentDescription – The description of the shipment

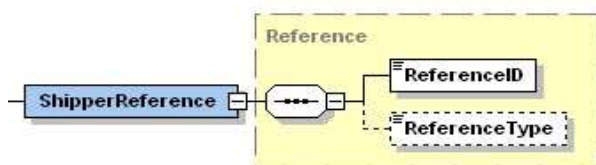
- Shipper – The optional element which contains the shipper or origin city, division code, postal code and country/region code of the shipment.
- Consignee – The optional element which contains the consignee or destination city, division code, postal code and country/region code of the shipment.

The ShipmentEvent element is an optional complex element detailing the specific shipment events for the entire shipment, and has a cardinality of zero to many. Each event will be detailed under the element ArrayOfShipmentEventItem, and the events will appear in descending order by date/time. The ArrayOfShipmentEventItem element consists of these child elements.



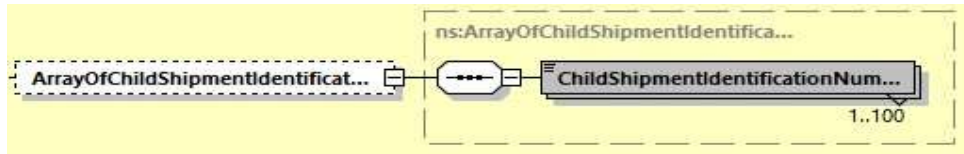
- Date – The date of the Shipment Event
- Time – The time of the Shipment Event (in local time)
- GMTOffset – The local date time GMT offset of the Shipment Event
- Service Event – The code and description of the event.
- Signatory – The signee for the shipment, if captured.
- EventRemarks- The further details of the event and next step of the shipment
- Service Area – The service area code and description where the event occurred.

The ShipmentReference element is an optional complex element detailing the reference information, if any, available for this shipment



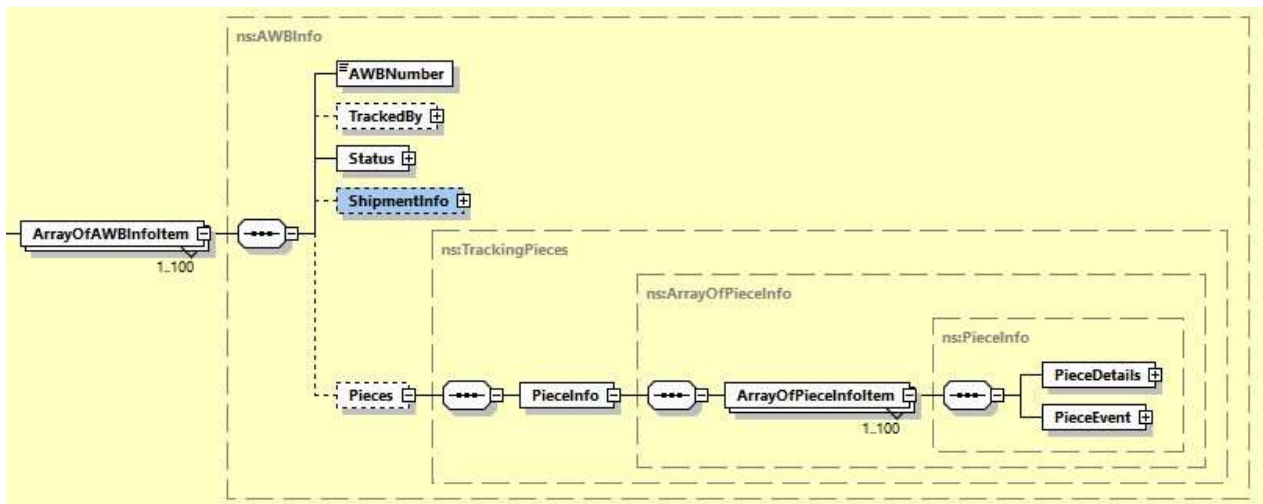
The EstimatedDeliveryDate is an optional element the populated the estimated delivery date (EDD).

The ArrayOfChildShipmentIdentificationNumber element is an optional element that populates the children AWB numbers of requested Mother AWB Number.



7.4.7 TrackingResponse Output: Pieces

The following diagram details the Pieces element of ArrayOfAWBInfoItem. The Pieces element is an optional element which contains a single complex PieceInfo element. The PieceInfo element consists of one to many ArrayOfPieceInfoItem elements.



Within the ArrayOfPieceInfoItem element, there are two complex child elements.

- PieceDetails – This element describes attributes of the specific piece, including piece id, dimensions and weight.
- PieceEvent – This element contains one to many events at the piece level, including a description of the event, the date/time of the event, and the location of the event. In this sense, it is identical in structure to the ShipmentEvent element.

7.5 TRACKINGRESPONSE – OUTPUT FIELD LIST

TrackingResponse	Mandatory /Optional	Value constraints	Comments
TrackingResponse/Response			
TrackingResponse/Response/ServiceHeader			
MessageTime	M	Date	The format of the should be YYYY-MM-DD(T)hh:mm:ssZ (GMT) e.g 2011-01-12T18:41:12Z
MessageReference	M	AN 36	The unique message reference for this response.
LanguageCode	O	AN 3	These elements should populate only if provided in Request message.
LanguageScriptCode	O	AN 4	These elements should populate only if provided in Request message.
LanguageCountryCode	O	AN 2	These elements should populate only if provided in Request message.
ServiceInvocationID	O	Token	This information will get populate in Response Message for all Error and Success scenarios. This element will populate only when <LevelOfDetails> element values are as listed below: - ALL_CHECKPOINTS - LAST_CHECKPOINT_ONLY - SHIPMENT_DETAILS_ONLY - BBX_CHILDREN - ADVANCE_SHIPMENT
TrackingResponse/AWBInfo			
TrackingResponse/AWBInfo/ArrayOfAWBInfoItem (1:100)			
AWBNumber	M	AN 11	Identifies the piece number as a counter, same as input.
TrackingResponse/AWBInfo/ArrayOfAWBInfoItem/TrackedBy			
LPNumber	M	AN 35	License Plate Number
TrackingResponse/AWBInfo/ArrayOfAWBInfoItem/Status			
ActionStatus	M	AN 20	The summary status of the request. Values include; “Success” “No Shipments Found”
TrackingResponse/AWBInfo/ArrayOfAWBInfoItem/Status/Condition			
TrackingResponse/AWBInfo/ArrayOfAWBInfoItem/Status/Condition/ArrayOfConditionItem(1:100)			
ConditionCode	M	N 3	Error Code associated to the request e.g. 101
ConditionData	O	AN 50	Error Description

TrackingResponse/AWBInfo/ArrayOfAWBInfoItem/ShipmentInfo			
ShipperName	M	AN 45	Shipper Name Note: This field may be intentionally left empty in accordance with the General Data Protection Regulation (GDPR) requirements. To access the value of this field, ensure that the <RequestControlledAccessData> element in your request is set to true.
ShipperAccountNumber	O	AN 12	Shipper's Account Number (currently not populated for tracking)
ConsigneeName	M	AN 45	Receiver's Name Note: This field may be intentionally left empty in accordance with the General Data Protection Regulation (GDPR) requirements. To access the value of this field, ensure that the <RequestControlledAccessData> element in your request is set to true.
ShipmentDate	M	Date	The shipment initiation date, local to origin YYYY-MM-DD(T)HH:MM:SS+GMT 2010-11-09T14:30:00+01:00
Pieces	O	N 6	Number of pieces in shipment
Weight	O	AN 15	Weight of shipment Format 999999999999.999
WeightUnit	O	AN 1	L = Pounds K = Kilogram G = Grams
ServiceType	O	AN 4	The shipping product requested for this shipment, corresponding to the DHL Global Product codes.
ShipmentDescription	O	AN	The description of the shipment
EstimatedDeliveryDate	O	Date	Estimated delivery date (EDD) YYYY-MM-DD(T)HH:MM:SS+GMT 2010-11-09T14:30:00+01:00
TrackingResponse/AWBInfo/ArrayOfAWBInfoItem/ShipmentInfo/OriginServiceArea			
ServiceAreaCode	O	AN 3	The DHL Service Area Code for the origin of the Shipment
Description	O	AN 40	The description of the Service Area Code.

OutboundSortCode	0	AN 4	Outbound Sort Code of Origin (currently not available)
TrackingResponse/AWBInfo/ArrayOfAWBInfoItem/ShipmentInfo/DestinationServiceArea			
ServiceAreaCode	0	AN 3	The DHL Service Area Code for the destination of the Shipment
Description	0	AN 40	Description
FacilityCode	0	AN 3	The DHL Facility Code for the Destination
InboundSortCode	0	AN 4	Inbound Sort Code of Destination (currently not available)
TrackingResponse/AWBInfo/ArrayOfAWBInfoItem/ShipmentInfo/Shipper			
City	0	AN 35	Shipper city name Note: This field may be intentionally left empty in accordance with the General Data Protection Regulation (GDPR) requirements. To access the value of this field, ensure that the <RequestControlledAccessData> element in your request is set to true.
Suburb	0	AN 35	Shipper suburb name Note: This field may be intentionally left empty in accordance with the General Data Protection Regulation (GDPR) requirements. To access the value of this field, ensure that the <RequestControlledAccessData> element in your request is set to true.
StateOrProvinceCode	0	AN 35	Shipper state or province code Note: This field may be intentionally left empty in accordance with the General Data Protection Regulation (GDPR) requirements. To access the value of this field, ensure that the <RequestControlledAccessData> element in your request is set to true.
PostalCode	0	AN 12	Shipper postal code Note: This field may be intentionally left empty in accordance with the General Data Protection Regulation (GDPR) requirements. To access the value of this field, ensure that the <RequestControlledAccessData> element in your request is set to true.
CountryCode	0	AN 2	ISO 2 character code of the Shipper country.

TrackingResponse/AWBInfo/ArrayOfAWBInfoItem/ShipmentInfo/Consignee			
City	O	AN 35	Consignee city name Note: This field may be intentionally left empty in accordance with the General Data Protection Regulation (GDPR) requirements. To access the value of this field, ensure that the <RequestControlledAccessData> element in your request is set to true.
Suburb	O	AN 35	Consignee suburb name Note: This field may be intentionally left empty in accordance with the General Data Protection Regulation (GDPR) requirements. To access the value of this field, ensure that the <RequestControlledAccessData> element in your request is set to true.
StateOrProvinceCode	O	AN 35	Consignee state or province code Note: This field may be intentionally left empty in accordance with the General Data Protection Regulation (GDPR) requirements. To access the value of this field, ensure that the <RequestControlledAccessData> element in your request is set to true.
PostalCode	O	AN 12	Consignee postal code Note: This field may be intentionally left empty in accordance with the General Data Protection Regulation (GDPR) requirements. To access the value of this field, ensure that the <RequestControlledAccessData> element in your request is set to true.
CountryCode	O	AN 2	ISO 2 character code of the Consignee country.
TrackingResponse/AWBInfo/ArrayOfAWBInfoItem/ShipmentInfo/ShipperReference			
ReferenceID	O	AN 35	Reference ID for shipment
ReferenceType	O	AN 2	Reference Type
TrackingResponse/AWBInfo/ArrayOfAWBInfoItem/ShipmentInfo/ArrayOfChildShipmentIdentificationNumbers			
ChildShipmentIdentificationNumber	M	AN 11	The children AWB numbers of requested Mother AWB Number
TrackingResponse/AWBInfo/ArrayOfAWBInfoItem/ShipmentInfo/ControlledAccessDataCodes			

ControlledAccessData Code	M	AN	Controlled access data codes such as 'SHPR_CTY' for shipper's city, 'CNSGN_CTY' for consignee's city, 'SVP_URL' for service point URL, 'SVP_FAC' for service point facility code and 'SIGN_NM' for signatory name.
TrackingResponse/AWBInfo/ArrayOfAWBInfoItem/ShipmentInfo/ShipmentEvent			
TrackingResponse/AWBInfo/ArrayOfAWBInfoItem/ShipmentInfo/ShipmentEvent/ArrayOfShipmentEventItem(1:100)			
Date	M	Date	Local Date of Shipment Event YYYY-MM-DD
Time	M	Time	Local Time of Shipment Event HH:MM:SS
GMTOffset	O	AN	The local date time GMT offset of the Shipment Event +/-nn:nn
Signatory	O	AN 20	The signee for the shipment, only occurs for final disposition events (such as OK event) Note: This field may be intentionally left empty in accordance with the General Data Protection Regulation (GDPR) requirements. To access the value of this field, ensure that the <RequestControlledAccessData> element in your request is set to true.
TrackingResponse/AWBInfo/ArrayOfAWBInfoItem/ShipmentInfo/ShipmentEvent/ArrayOfShipmentEventItem/ServiceEvent			
EventCode	M	AN 2	The event code for this specific event.
Description	M	AN 50	The description of the event
TrackingResponse/AWBInfo/ArrayOfAWBInfoItem/ShipmentInfo/ShipmentEvent/ArrayOfShipmentEventItem/EventRemarks			
FurtherDetails	M	AN	The further details describe from the event description
NextSteps	M	AN	Explained the next step for the shipment
TrackingResponse/AWBInfo/ArrayOfAWBInfoItem/ShipmentInfo/ShipmentEvent/ArrayOfShipmentEventItem/ServiceArea			
ServiceAreaCode	O	AN 3	The DHL Service Area Code for the event
Description	O	AN 40	The description of the service area code.

TrackingResponse/AWBInfo/ArrayOfAWBInfoItem/Pieces			
TrackingResponse/AWBInfo/ArrayOfAWBInfoItem/Pieces/PieceInfo			
TrackingResponse/AWBInfo/ArrayOfAWBInfoItem/Pieces/PieceInfo/ArrayOfPieceInfoItem (1:100)			
TrackingResponse/AWBInfo/ArrayOfAWBInfoItem/Pieces/PieceInfo/ ArrayOfPieceInfoItem/PieceDetails			
AWBNumber	M	AN 11	Airbill associated to the Piece (same as the parent node airbill)
LicensePlate	M	AN 35	Piece ID associated to the Piece
PieceNumber	O	N 6	Number of the Piece
ActualDepth	O	AN 10	Actual Depth of shipment Format 9999999.999
ActualWidth	O	AN 10	Actual Width of shipment Format 9999999.999
ActualHeight	O	AN 10	Actual Height of shipment Format 9999999.999
ActualWeight	O	AN 15	Actual Weight of shipment Format 999999999999.999
Depth	O	AN 10	Depth of shipment Format 9999999.999
Width	O	AN 10	Width of shipment Format 9999999.999
Height	O	AN 10	Height of shipment Format 9999999.999
Weight	O	AN 15	Weight of shipment Format 999999999999.999
PackageType	O	AN 3	Package Type of Shipment
DimWeight	O	AN 15	Volumetric Weight of shipment Format 999999999999.999
WeightUnit	O	AN 1	L = Pounds K = Kilogram G = Grams
PieceContents	O	AN 70	Contents or description of the piece
TrackingResponse/AWBInfo/ArrayOfAWBInfoItem/Pieces/PieceInfo/ ArrayOfPieceInfoItem/PieceEvent			
TrackingResponse/AWBInfo/ArrayOfAWBInfoItem/Pieces/PieceInfo/ ArrayOfPieceInfoItem/PieceEvent/ArrayOfPieceEventItem (1:100)			

Date	M	Date	Local Date of Piece Event YYYY-MM-DD
Time	M	Time	Local Time of Piece Event HH:MM:SS
GMTOffset	O	AN	The local date time GMT offset of the Piece Event +/-nn:nn
Signatory	O	AN 20	The signee for the piece, only occurs for final disposition events (such as OK event) Note: This field may be intentionally left empty in accordance with the General Data Protection Regulation (GDPR) requirements. To access the value of this field, ensure that the <RequestControlledAccessData> element in your request is set to true.
TrackingResponse/AWBInfo/ArrayOfAWBInfoItem/Pieces/PieceInfo/ArrayOfPieceInfoItem/PieceEvent/ArrayOfPieceEventItem/ServiceEvent			
EventCode	M	AN 2	The event code for this specific event.
Description	O	AN 50	The description of the event
TrackingResponse/AWBInfo/ArrayOfAWBInfoItem/Pieces/PieceInfo/ArrayOfPieceInfoItem/PieceEvent/ArrayOfPieceEventItem/ServiceArea			
ServiceAreaCode	O	AN 3	The DHL Service Area Code for the event
Description	O	AN 40	The description of the service area code.
TrackingResponse/AWBInfo/ArrayOfAWBInfoItem/Pieces/PieceInfo/ArrayOfPieceInfoItem/PieceEvent/ArrayOfPieceEventItem/ShipperReference			
ReferenceID	O	AN 35	Reference ID for shipment
ReferenceType	O	AN 2	Reference Type
TrackingResponse/Fault			
TrackingResponse/Fault/PieceFault			
TrackingResponse/Fault/PieceFault/ArrayOfPieceFaultItem (1:100)			
PieceID	M	AN 35	License Plate Number
ConditionCode	M	AN	Error code
ConditionData	M	AN	Error Message

8. DOCUMENTRETRIEVE – EPOD

8.1 DOCUMENTRETRIEVE-EPOD – DESCRIPTION

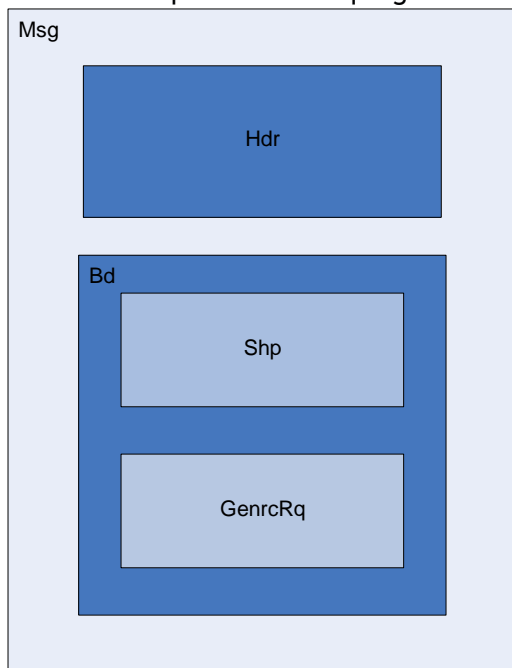
The Document Retrieve operation will return ePOD image(s) according to how the image was requested.

Using Waybill number as well as other shipment criteria, this operation returns the available ePOD image including, if requested, the ePOD details.

A Document Retrieve request is successfully executed if the correct combination of account/Waybill and image content is sent in the request.

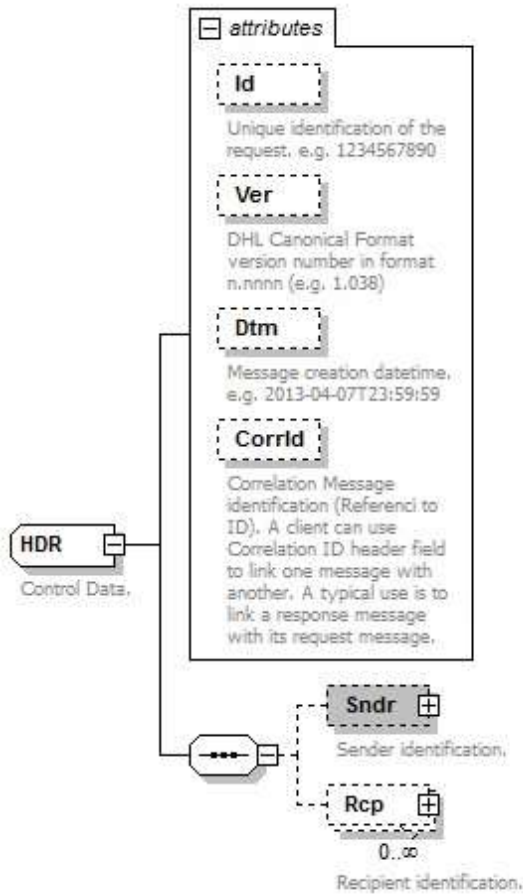
8.2 DOCUMENTRETRIEVE-EPOD – INPUT

The following diagrams show an overview of the request input structure. It is composed of two main structures. The header (Hdr) and the Body(Bd). The Bd contains two structures, the Shipment (Shp) elements and the Generic Request (GenrcRq). Most of the parameters defining the image requested are on the Shp and GenrcRq segments.




The representation of each of the individual sections of shipmentDocumentRetrieve request is below in schema diagram, with context, and a detailed description of each field follows in the Input Field List.

8.2.1 Header (Hdr) Schema Diagram




8.2.2 Header Input: Id

Unique identification of the request. E.g. 1234567890




8.2.3 Header Input: Ver

Mandatory: Version of the DHL canonical format. This is a constant value that should be set to 1.038.



8.2.4 Header Input: Dtm

Mandatory: Message creation date-time in the following format: 2013-04-07T23:59:59



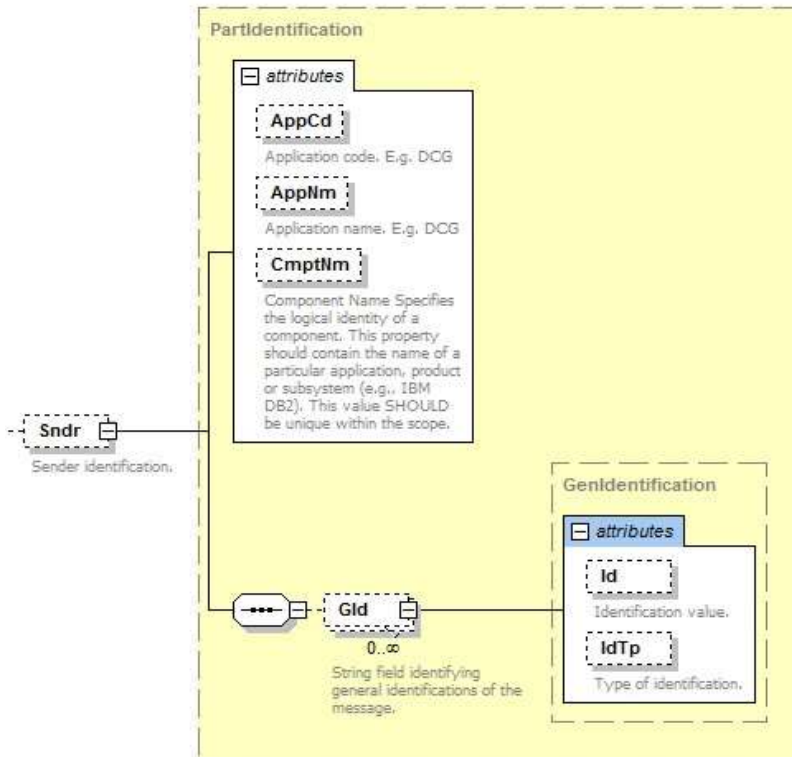
8.2.5 Header Input: Corrid

Correlation id can be used to link a message. It is optional and it is only used in the response.




8.2.6 Header Input: Sndr

The Sndr section provides details about the message sender.



8.2.7 Sndr Input: AppCd

Mandatory: The AppCd identifies the application sending the request to the backend system. In this case, the value should be DCG.




8.2.8 Sndr Input: AppNm

Optional: The AppNm node contains the name of the sending application.



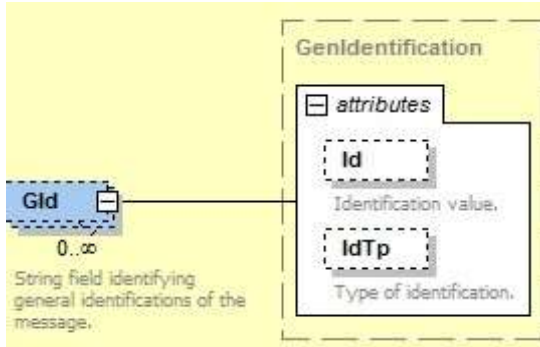
8.2.9 Sndr Input: CmptNm

Optional: The CmptNm is the name of the component in the application that is sending the request.



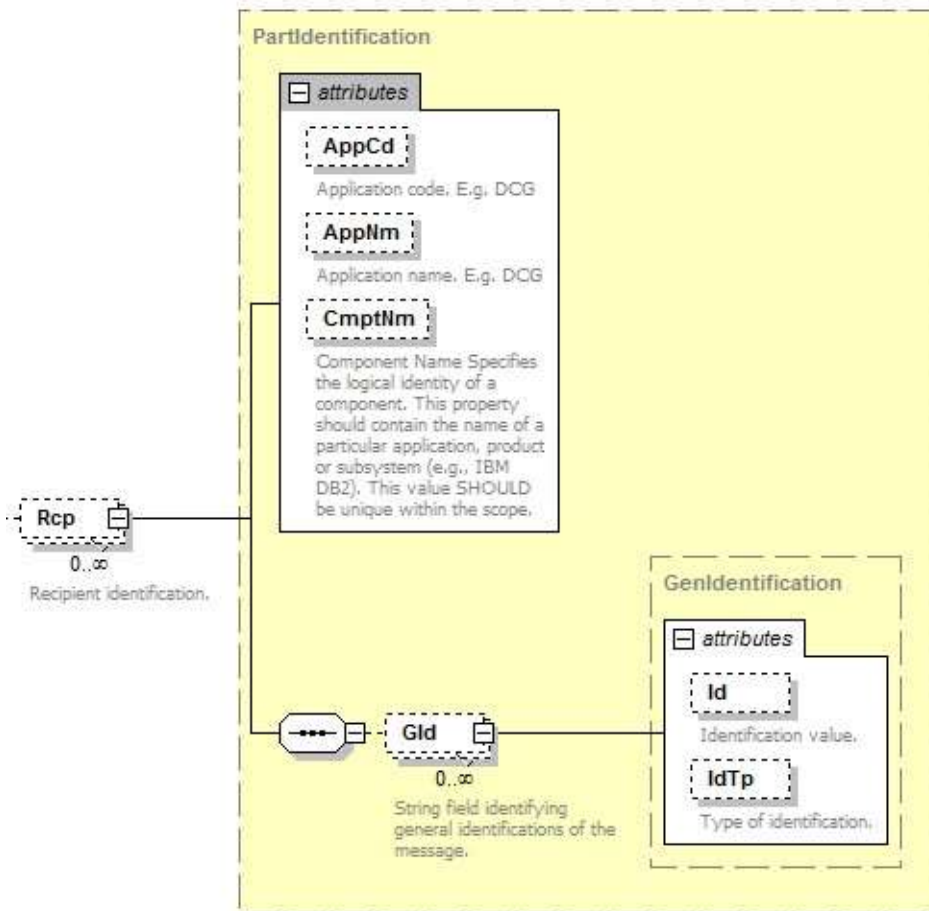
8.2.10 Sndr Input: Gid

Optional: General identification of the message. In this process this group is not used.

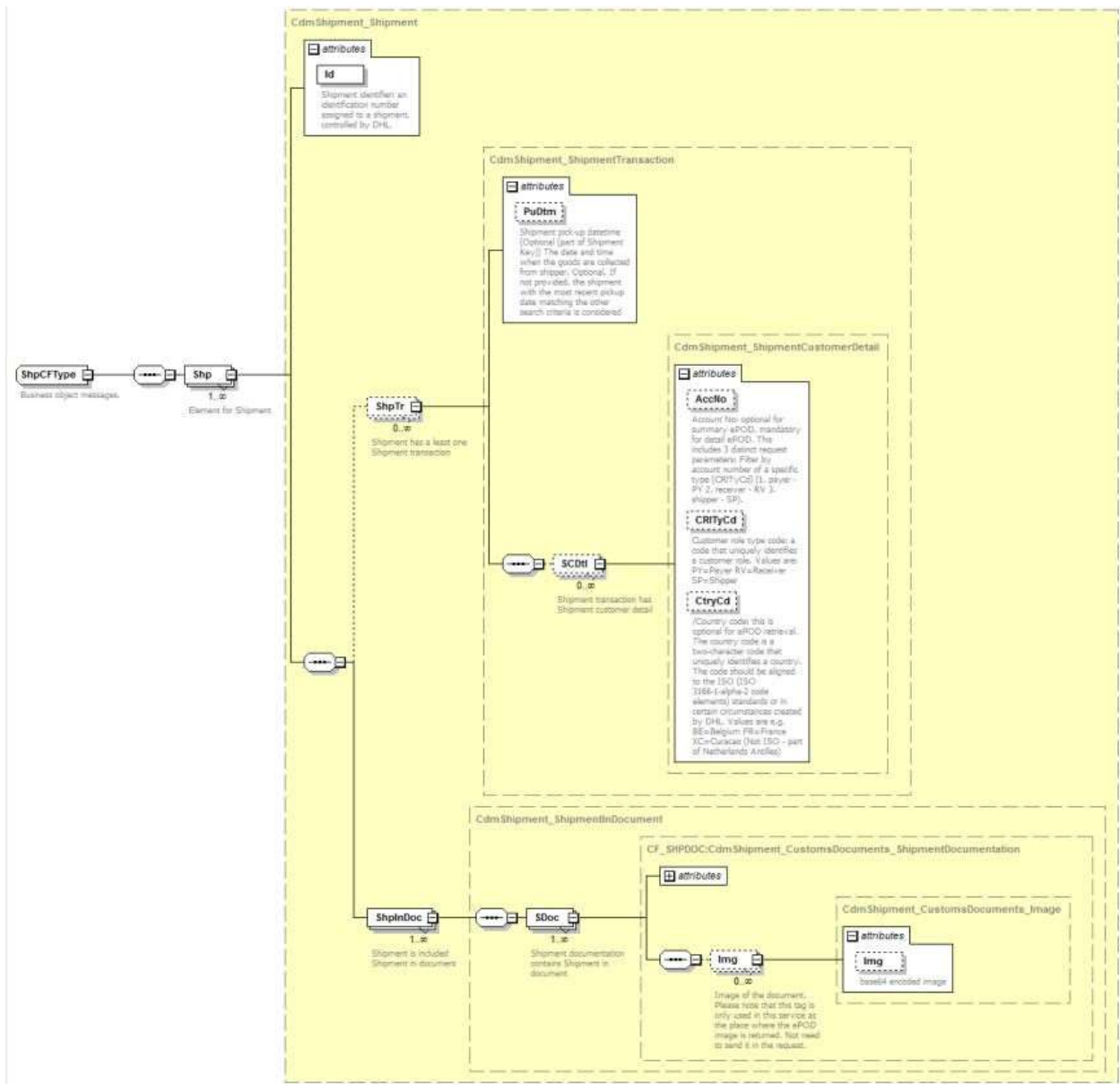


8.2.11 Header Input: Rcp.

Optional: Recipient identification. This section is only used in the response no need to use it in the request.



8.2.12 Bd Input: Shp Schema Diagram



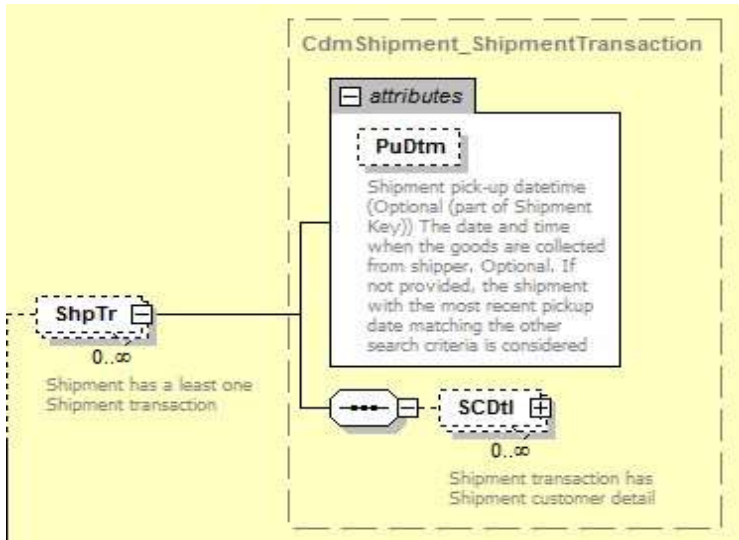
8.2.13 Shp Input: Id

Mandatory: Shipment identifier: an identification number assigned to a shipment, controlled by DHL.




8.2.14 ShpTr Input: ShpTr

The ShpTr section contains the fields related to the shipment transaction



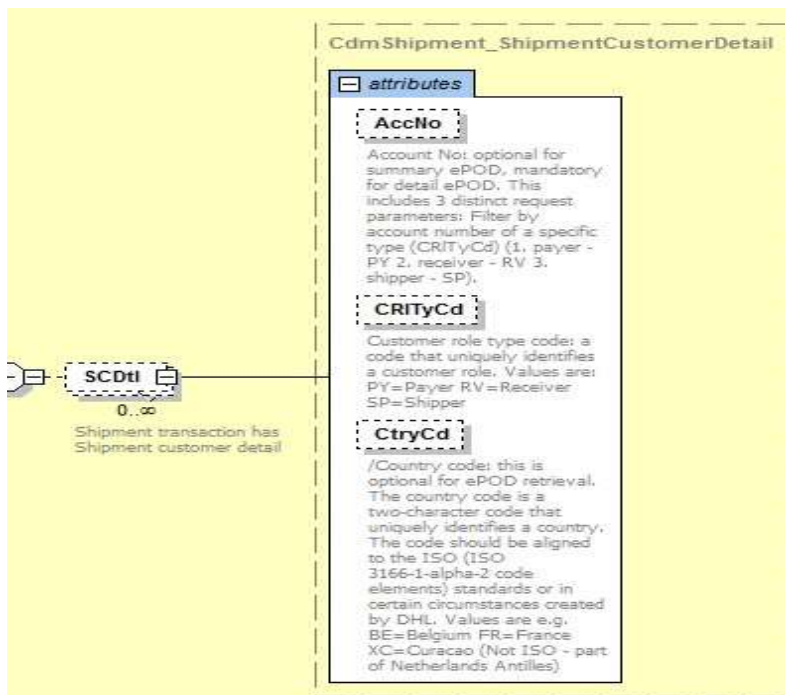
8.2.15 ShpTr Input: PuDtm

Optional: Shipment pick-up datetime (Optional (part of Shipment Key)) The date and time when the goods are collected from shipper. If not provided, the shipment with the most recent pickup date matching the other search criteria is considered.



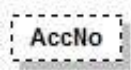
8.2.16 ShpTr Input: SCDtl

The SCDtl section contains shipment customer detail



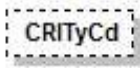
8.2.17 SCDtl Input: AcctNo

Account Number. This is optional if requesting a summary ePOD, however it is mandatory for each Waybill number to declare the corresponding account number.




8.2.18 SCDtl Input: CrlTyCd

Optional: If the AccNo is provided this field also should be provided. Customer role type code: It is optional for summary ePOD but mandatory for detail ePOD. This is the code that uniquely identifies a customer role. Values are: PY=Payer RV=Receiver SP=Shipper



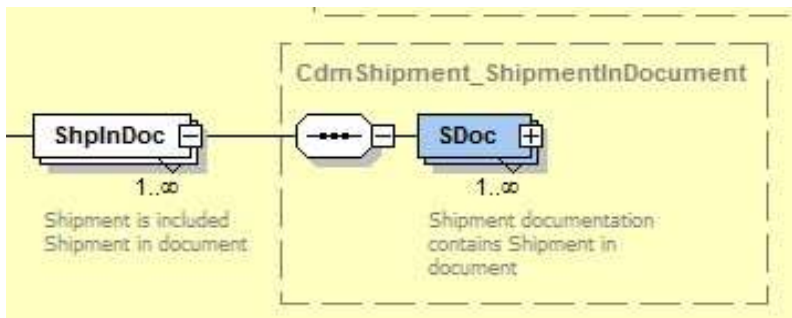
8.2.19 SCDtl Input: CtryCd

/Country code: this is optional for ePOD retrieval. The country code is a two-character code that uniquely identifies a country. The code should be aligned to the ISO (ISO 3166-1-alpha-2 code elements) standards or in certain circumstances created by DHL. Values are e.g. BE=Belgium FR=France XC=Curacao (Not ISO – part of Netherlands Antilles).



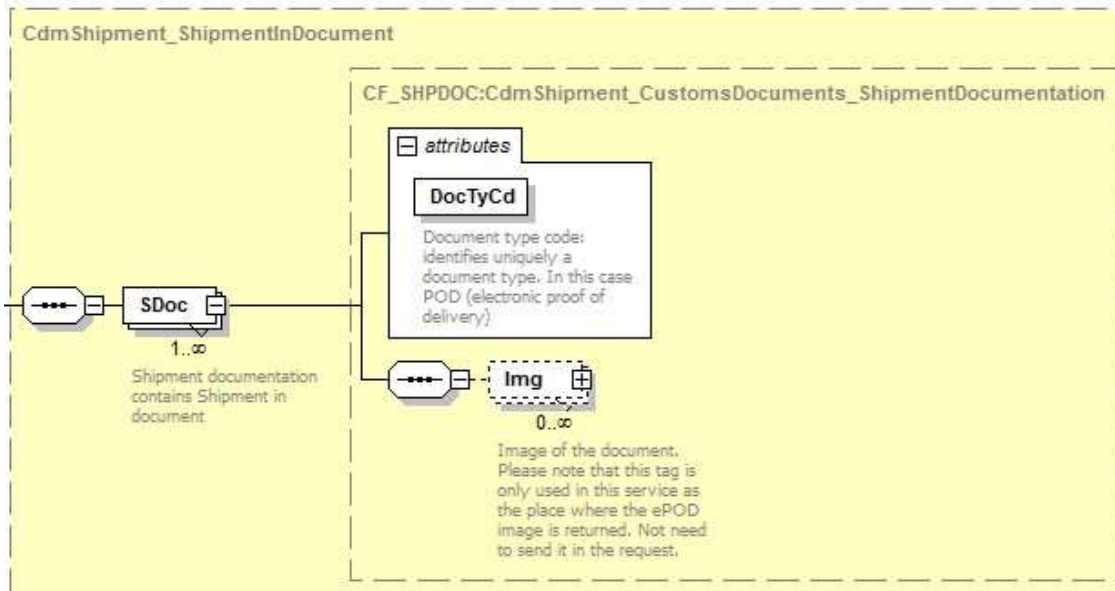
8.2.20 Shp Input: ShpInDoc

The ShpInDoc includes the Sdoc(Shipment Documentation) section



8.2.21 ShpInDoc Input: Sdoc

Sdoc contains shipment in document



8.2.22 Sdoc Input: DocTyCd

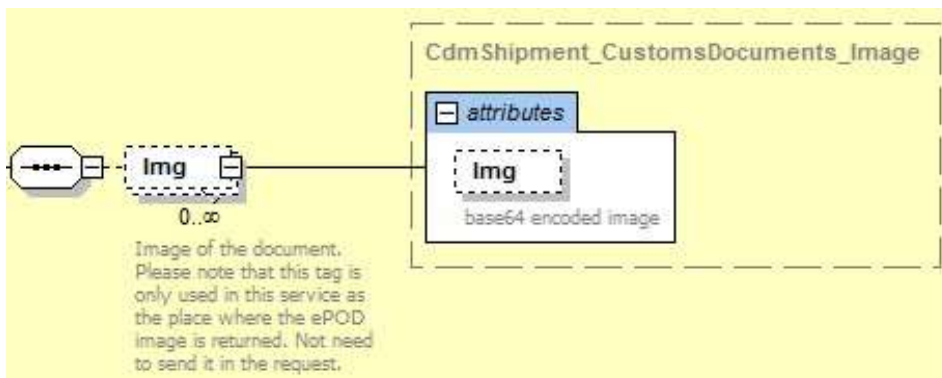
Mandatory: Document type code: identifies uniquely a document type. In this case POD (electronic proof of delivery)



8.2.23 Sdoc Input: Img

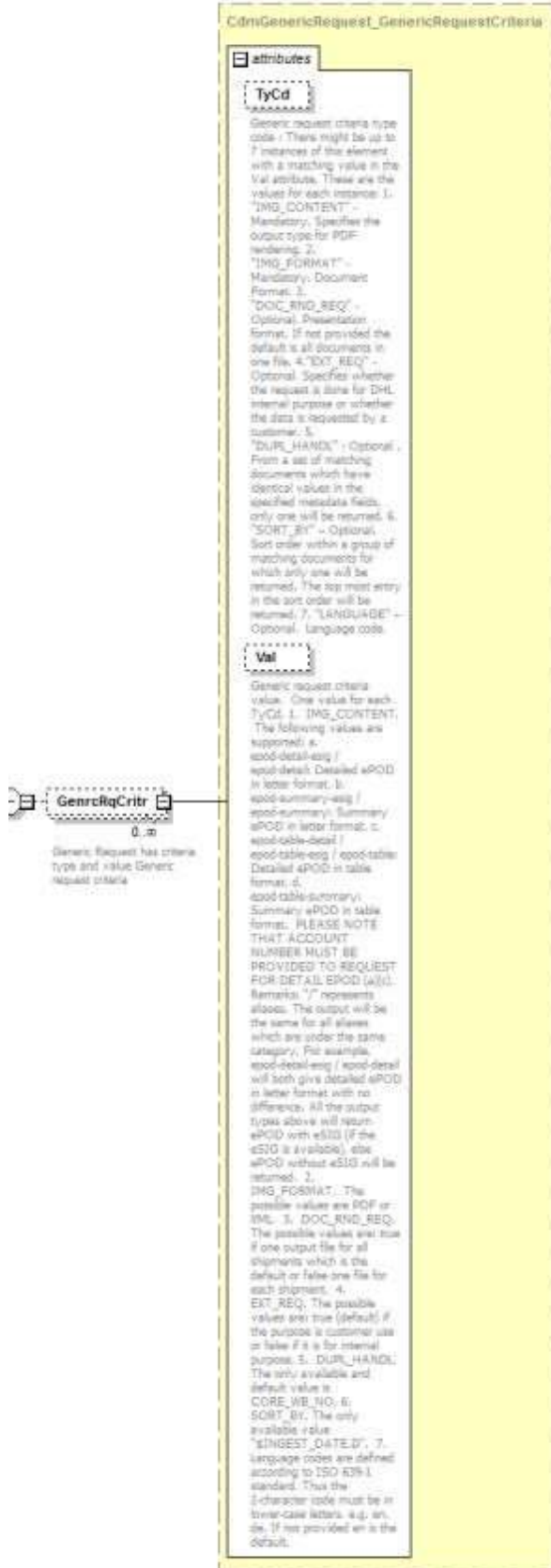
The `Img` (Image) section contains only the `Img` (image) field. Image of the document.

Please note that this tag is only used in this service as the place where the ePOD image is returned. Not need to send it in the request.



8.2.24 Bd Input: GenrcRq


The Generic Request `GenrcRq`) contains the type and value criteria of the request.



8.2.25 GenrcRq Input: TyCd

Generic request criteria type code : There might be up to 7 instances of this element with a matching value in the Val attribute. These are the values for each instance:

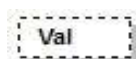
1. “IMG_CONTENT” – Mandatory. Specifies the output type for PDF rendering.
2. “IMG_FORMAT” – Mandatory. Document Format.
3. “DOC_RND_REQ” – Optional. Presentation format. If not provided the default is all documents in one file.
4. “EXT_REQ” – Optional. Specifies whether the request is done for DHL internal purpose or whether the data is requested by a customer.
5. “DUPL_HANDL” – Optional . From a set of matching documents which have identical values in the specified metadata fields, only one will be returned.
6. “SORT_BY” – Optional. Sort order within a group of matching documents for which only one will be returned. The top most entry in the sort order will be returned.
7. “LANGUAGE” – Optional. Language code.



8.2.26 GenrcRq Input: Val

Generic request criteria value. One value for each TyCd.

1. IMG_CONTENT. The following values are supported: a. epod-detail-esig / epod-detail: Detailed ePOD in letter format. B. epod-summary-esig / epod-summary: Summary ePOD in letter format. C. epod-table-detail / epod-table-esig / epod-table: Detailed ePOD in table format. D. epod-tablesummary: Summary ePOD in table format. PLEASE NOTE THAT ACCOUNT NUMBER MUST BE PROVIDED TO REQUEST FOR DETAIL EPOD (a)(c). Remarks: “/” represents aliases. The output will be the same for all aliases which are under the same category. For example, epod-detail-esig / epoddetail will both give detailed ePOD in letter format with no difference. All the output types above will return ePOD with eSIG (if the eSIG is available), else ePOD without eSIG will be returned.
2. IMG_FORMAT. The only possible value is PDF.
3. DOC_RND_REQ. The possible values are: true if one output file for all shipments which is the default or false one file for each shipment.
4. EXT_REQ. The possible values are: true (default) if the purpose is customer use or false if it is for internal purpose.
5. DUPL_HANDL. The only available and default value is CORE_WB_NO.
6. SORT_BY. The only available value “\$INGEST_DATE,D”.
7. Language codes are defined according to ISO 639-1 standard. Thus the 2-character code must be in lower-case letters. E.g. en, de. If not provided en is the default.



8.3 SHIPMENTDOCUMENTRETRIEVE-EPOD – INPUT FILED LIST

Shipment Document Retrieve fields	Mandatory /Optional	Value constraints	Comments
shipmentDocumentRetrieveReq			
./MSG			
./Hdr			
@Id	O	AN 30	Request Id
@Ver	O	AN 7	Use always this value: 1.038
@Dtm	O	DateTime	Format: 2013-04-07T23:59:59
@CorrId	O	AN 20	Correlation ID. This field is only used in the response. No need to send in the request.
./Sndr			
@AppCd	M	AN 5	Value: DCGAP
@AppNm	O	AN 20	Value: DCGAP
@CmptNm	O	AN 256	Your own unique system name
./Rcp This section is not used in the request, only in the response.			
./Bd			
./Ship(1:M)			
@Id	M	AN 35	Shipment Id (AWB)
./ShpTr(0:M)			
@PuDtm	O	DateTime	Pickup Date-Time: We recommend not to enter the pick up date. However, the format of the pickup date is 201201-31T00:00:00.
./SCDtl():M)			
@AccNo	O	AN 12	Account No: optional for summary ePOD, mandatory for detail ePOD. This includes 3 distinct request parameters: Filter by account number of a specific type (CrlTyCd) (1. Payer – PY 2. Receiver – RV 3. Shipper – SP).
@CrlTyCd	O	AN 2	Customer role type code: This code identifies weather the above account number was used in the Payer, Receiver or Shipper Account field while creating the shipment. The possible codes are PY=Payer, RV =Receiver, SP=Shipper – You only need to specify this field if you are requesting a detailed ePOD
@CtryCd	O	AN 2	Country code: this is optional for ePOD retrieval. This is the origin country code..The country code is a twocharacter code that uniquely identifies a country. The code should be aligned to the ISO (ISO 3166-1-alpha-2 code elements)

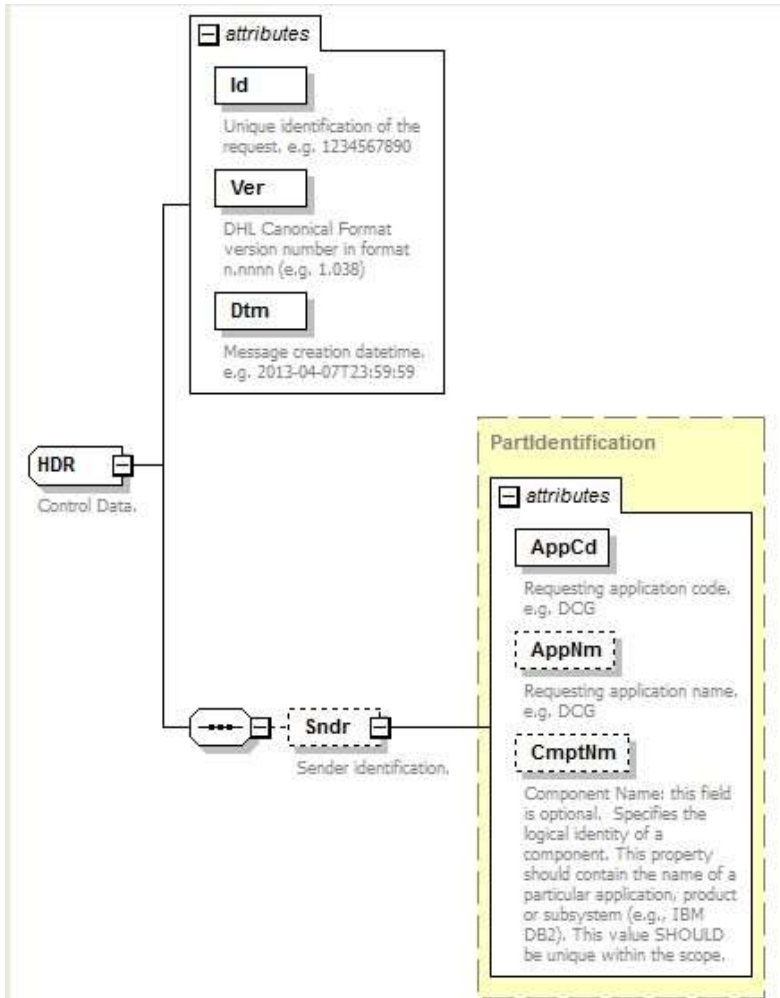
			standards or in certain circumstances created by DHL. Values are e.g. BE=Belgium FR=France XC=Curacao (Not ISO – part of Netherlands Antilles)
/ShpInDoc(1:M)			
./Sdoc(1:M)			
@DocTyCd	M	AN3	Document type code : identifies uniquely a document type. Value = POD (electronic proof of delivery)
./GenrcRq(0:M)			
@ TyCd	O	AN12	Generic request criteria type code : There might be up to 7 instances of this element with a matching value in the Val attribute. These are the values for each instance: 1. "IMG_CONTENT" – Mandatory. Specifies the output type for PDF rendering. 2. "IMG_FORMAT" – Mandatory. Document Format. 3. "DOC_RND_REQ" – Optional. Presentation format. If not provided the default is all documents in one file. 4."EXT_REQ" – Optional. Specifies whether the request is done for DHL internal purpose or whether the data is requested by a customer. 5. "DUPL_HANDL" – Optional . From a set of matching documents which have identical values in the specified metadata fields, only one will be returned. 6. "SORT_BY" – Optional. Sort order within a group of matching documents for which only one will be returned. The top most entry in the sort order will be returned. 7. "LANGUAGE" – Optional. Language code.
@Val	O	AN75	Generic request criteria value. One value for each TyCd. 1. IMG_CONTENT. The following values are supported: a. epod-detail-esig / epod-detail: Detailed ePOD in letter format. b. epodsummary-esig / epod-summary: Summary ePOD in letter format. c. epod-table-detail / epod-table-esig / epod-table: Detailed ePOD in table format. d. epod-table-summary: Summary ePOD in table format. PLEASE NOTE THAT ACCOUNT NUMBER MUST BE PROVIDED TO REQUEST FOR DETAIL EPOD (a)(c). Remarks: "/" represents aliases. The output will be the same for all aliases which are under the same category. For example, epod-detail-esig / epod-detail will both give detailed ePOD in letter format with no difference. All the

		<p>output types above will return ePOD with eSIG (if the eSIG is available), else ePOD without eSIG will be returned.</p> <p>2. IMG_FORMAT. The possible value is PDF.</p> <p>3. DOC_RND_REQ. The possible values are: true if one output file for all shipments which is the default or false one file for each shipment.</p> <p>4. EXT_REQ. The possible values are: true (default) if the purpose is customer use or false if it is for internal purpose.</p> <p>5. DUPL_HANDL. The only available and default value is CORE_WB_NO.</p> <p>6. SORT_BY. The only available value “\$INGEST_DATE,D”.</p> <p>7. Language codes are defined according to ISO 6391 standard. Thus the 2-character code must be in lower-case letters. E.g. en, de. If not provided en is the default.</p>
--	--	---

8.4 SHIPMENTDOCUMENTRETRIEVE-EPOD – OUTPUT


The representation of each of the individual sections of shipmentDocumentRetrieve response is below in schema diagram, with context, and a detailed description of each field follows in the Output Field List.

8.4.1 Header (Hdr) Schema Diagram




8.4.2 Header Output: Id

Unique identification of the response. E.g. 1234567890



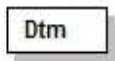
8.4.3 Header Output: Ver

Version of the DHL canonical format. This is a value backend returns based on the canonical format version used. For example 1.038.



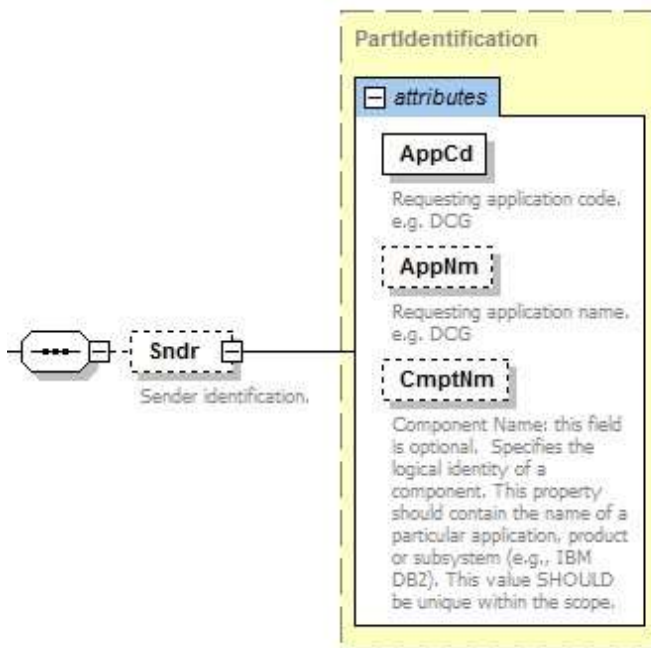
8.4.4 Header Output: Dtm

Response’s date-time in the following format: 2013-04-07T23:59:59



8.4.5 Header Output: Sndr

The Sndr section provides details about the response sender.



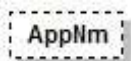
8.4.6 Header Output: AppCd

The AppCd identifies the application sending the response. In this case, the value is ESB.

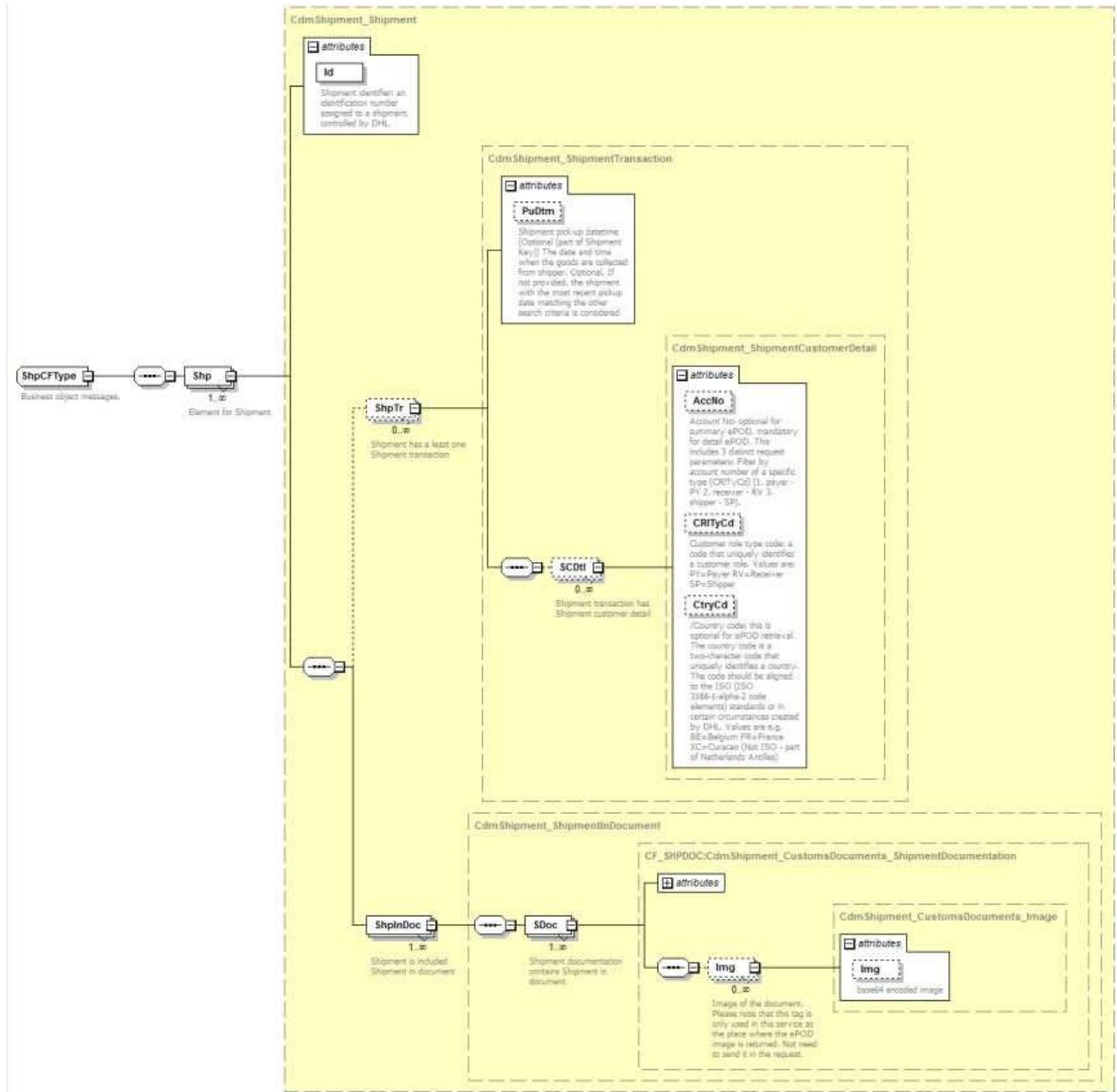


8.4.7 Header Output: AppNm

The AppNm node contains the name of the responding application. The value is ESB.




8.4.8 Bd Output: Shp Schema Diagram



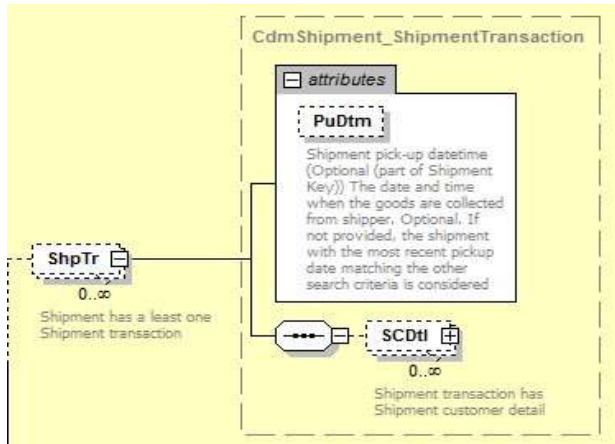
8.4.9 Shp Output: Id

Shipment identifier: **This is not returned in the response.**




8.4.10 Shp Output: ShpTr

Nothing from ShpTr section is returned.



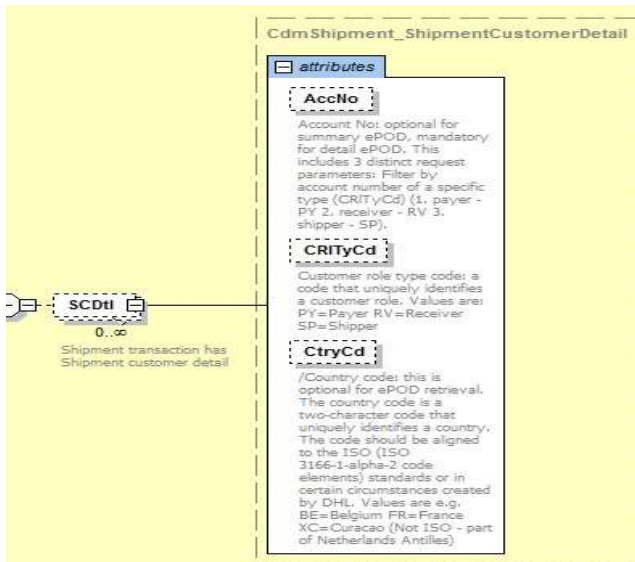
8.4.11 ShpTr Output: PuDtm

This is not returned.




8.4.12 ShpTr Output: SCDtl

The SCDtl section contains shipment customer detail. This is not returned.



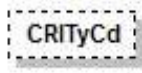
8.4.13 SCDtl Output: AcctNo

This is not returned.



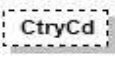
8.4.14 SCDtl Output: CrlTyCd

This is not returned.



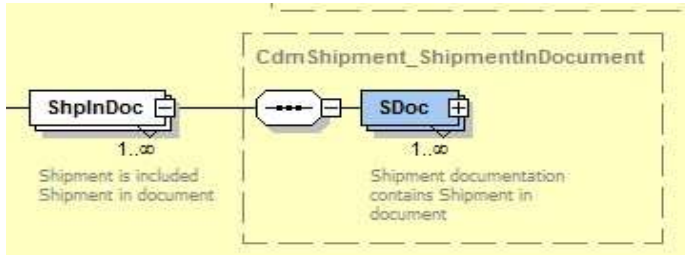
8.4.15 SCDtl Output: CtryCd

This is not returned.



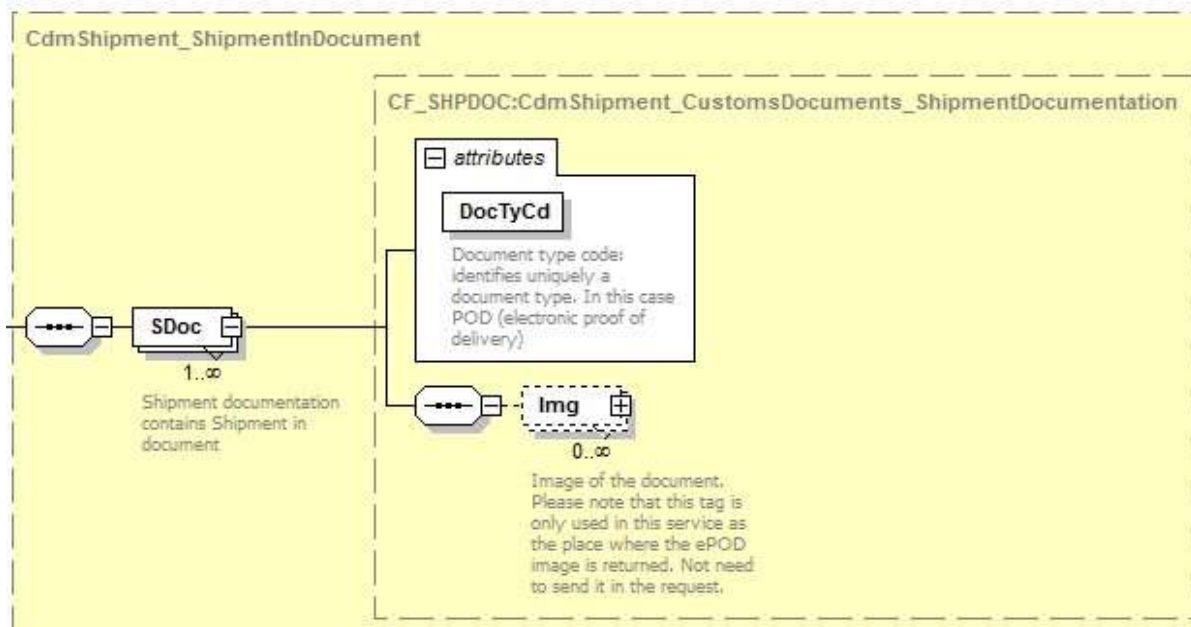
8.4.16 Shp Output: ShpInDoc

The ShpInDoc includes the Sdoc(Shipment Documentation) section



8.4.17 ShpInDoc Output: Sdoc

Sdoc contains shipment in document



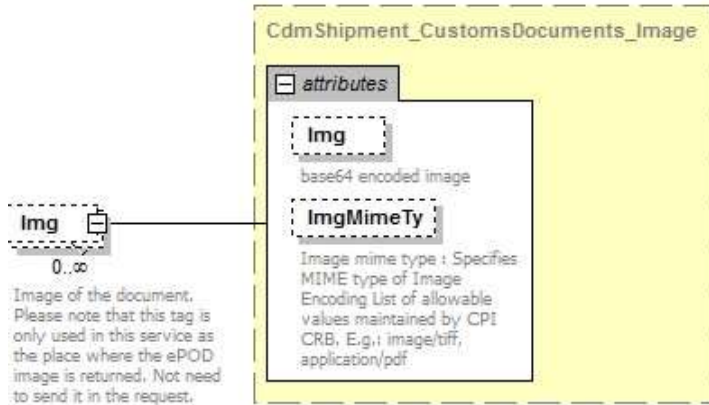
8.4.18 Sdoc Output: DocTyCd

Document type code: Value returned is POD.



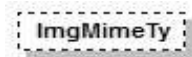
8.4.19 Sdoc Output: Img

The Img (Image) section contains only the Img (image) field. Image of the document returned in a base64 encoded string. It also returns the ImgMimeTy with value = application/pdf



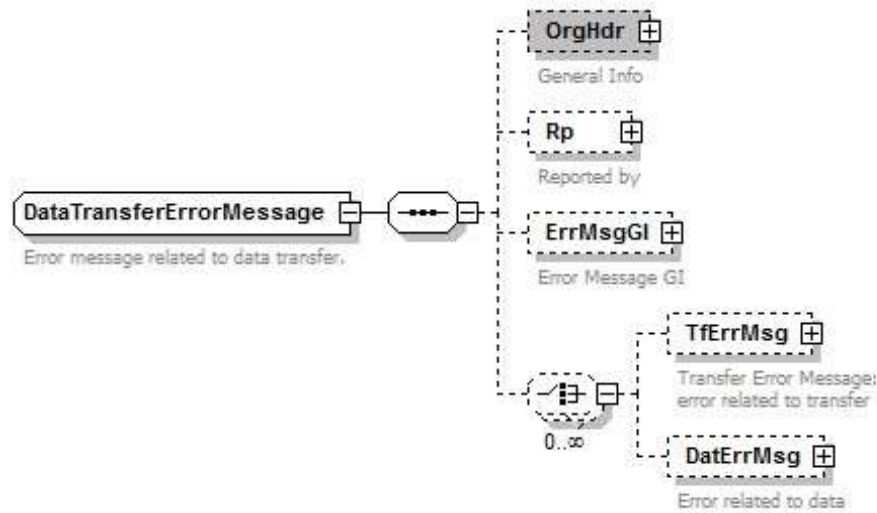
8.4.20 Sdoc Output: ImgMimeTy

Image mime type : Specifies MIME type of Image. In this case the value is application/pdf.



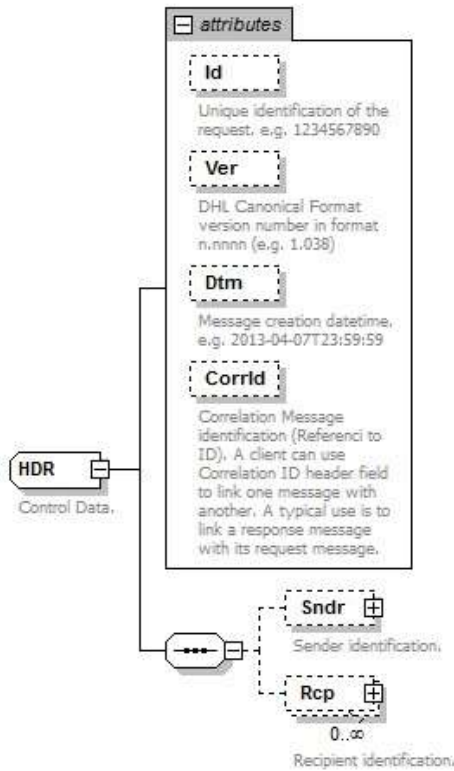
8.4.21 DatTrErr Output

The DatTrErr is where any messages generated during the process of the request are returned.




8.4.22 OrgHdr Output: Service

Even though this section has four attributes (Id, Ver, Dtm, and Corrid) and blocks Sndr and Rcp defined, the first three attributes return with null values. **Only Corrid is returned.**



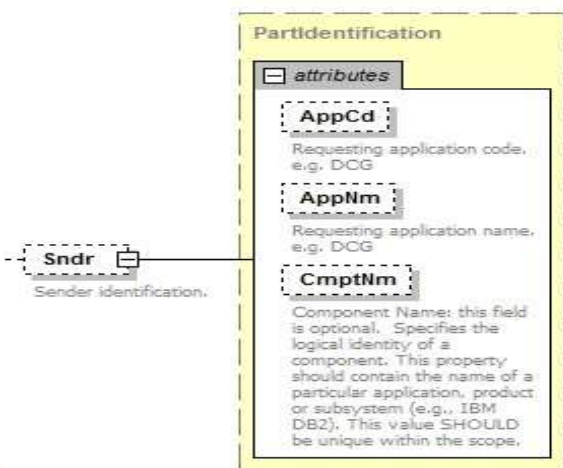
8.4.23 OrgHdr Output: Corrid

Correlation Message identification (Referenced to ID). In this case a unique number is returned (e.g.: 72563197).



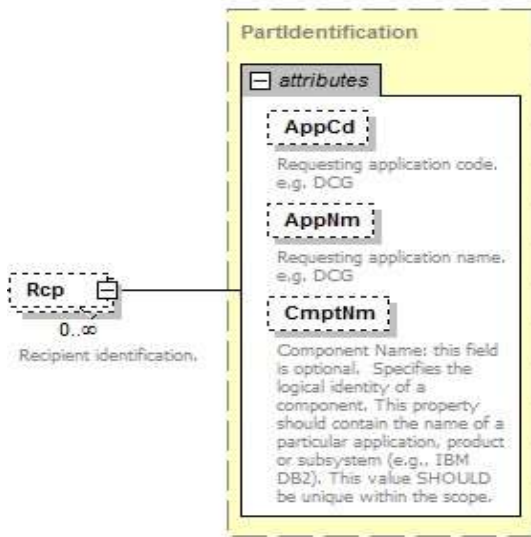
8.4.24 OrgHdr Output: Sndr

Sndr only returns fields AppNm and CmptNm with values “ESB” and “ESB”



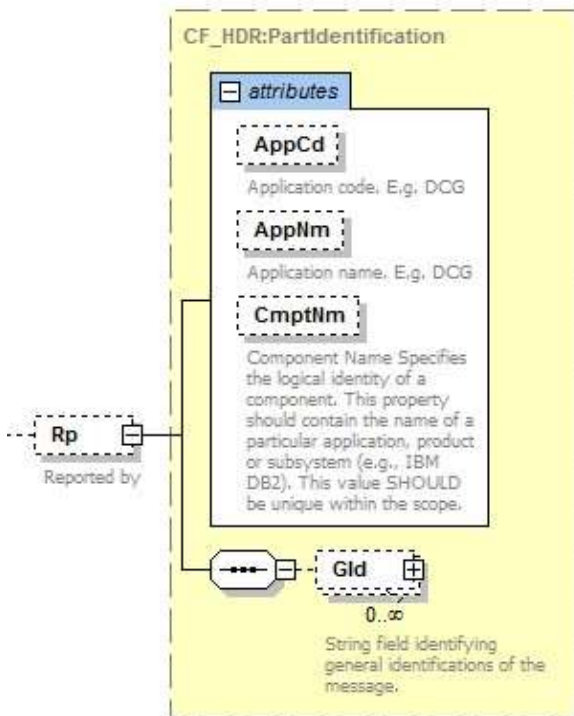
8.4.25 OrgHdr Output: Rcp

Rcp returns only AppNm and CmptNm with values “DCG” and “DCG”.



8.4.26 Rp Output

This section returns information about the backend service operation that processed the request. The below three attributes are returned.




8.4.27 Rp Output: AppCd

Backend returns a null value in this field.



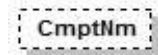
8.4.28 Rp Output: AppNm

Backend does not return this field.



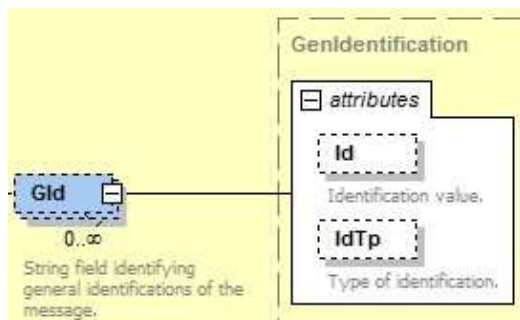
8.4.29 Rp Output: CmptNm

Backend returns the name of the operation that processed the ePOD request. It will always be the value “DocumentManagement.ShipmentDocumentRetrieveProvider”.



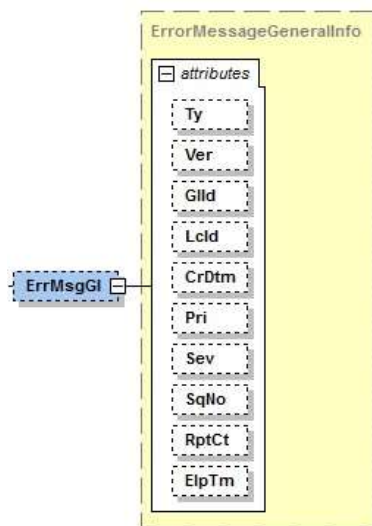
8.4.30 Rp Output:Gid

General identification of the message. This is optional and might return two attributes: Id which is the message identification value and IdTp, which is the identification type.



8.4.31 DatTrErr Output: ErrMsgGI

The error message general info (ErrMsgGI) returns attributes that provide information about messages generated by backend. For this service only returns three attributes: Ty, Pri, and Sev. Only those three attributes will be described below.



8.4.32 ErrMsgGI Output: Ty

Error message type identifier. The value will always be “CF”.

Ty

8.4.33 ErrMsgGI Output: Pri

Priority defines the importance of the event. The backend operation will return a value of 2 for ePOD retrieval.

Pri

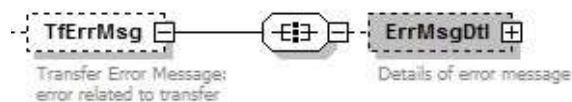
8.4.34 ErrMsgGI Output: Sev

Severity: the perceived severity of the status the event is describing with respect to the application that reports the event.

Sev

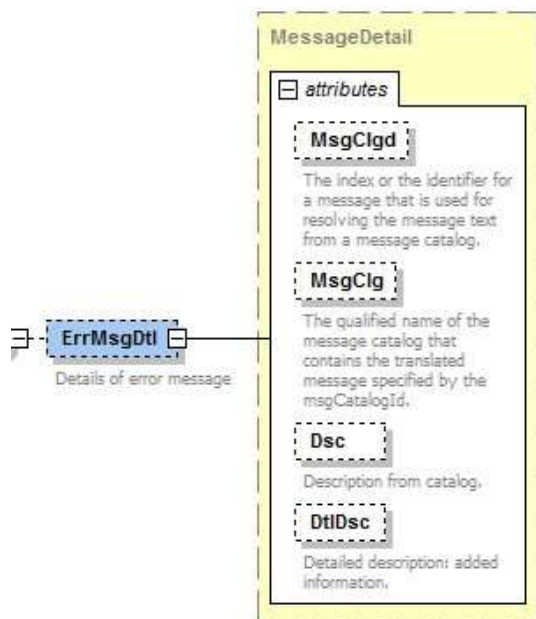
8.4.35 DatTrErr Output: TfErrMsg

Transfer Error Message (TfErrMsg) returns any errors related to the transfer of the message.



8.4.36 TfErrMsgOutput: ErrMsgDtl

This structure display the details of the error related to the transfer of the message. Usually Backend returns only MsgClgd and Dsc.



8.4.37 ErrMsgDtl Output:MsgClgd

The identifier for the error message. For example 100002.

MsgClgd

8.4.38 ErrMsgDtl Output:MsgClg

The message name regarding the identifier MsgClgd



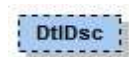
8.4.39 ErrMsgDtl Output:Dsc

The error message description



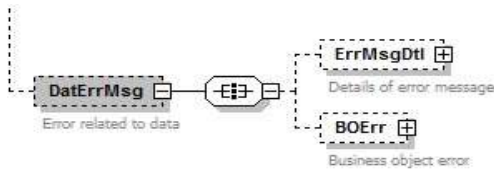
8.4.40 ErrMsgDtl Output: DtlDsc

Additional details about the error message.



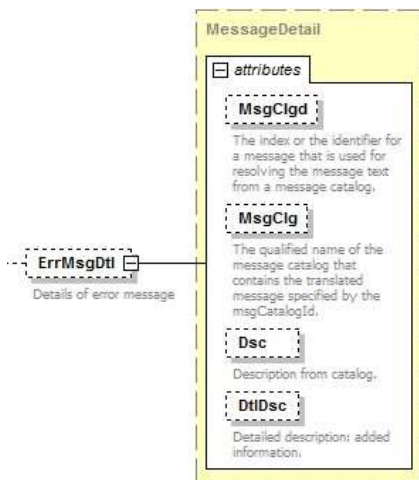
8.4.41 DatTrErr Output: DatErrMsg

Data Error Message (DatErrMsg). Information about errors related to data.



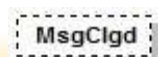
8.4.42 DatErrMsg Output:ErrMsgDtl

This structure display the details of the error related to the message data. Usually backend returns only MsgClgd and Dsc.



8.4.43 ErrMsgDtl Output:MsgClgd

The identifier for the error message. For example 100002.



8.4.44 ErrMsgDtl Output:MsgClg

The message name regarding the identifier MsgClgd



8.4.45 ErrMsgDtl Output:Dsc

The error message description



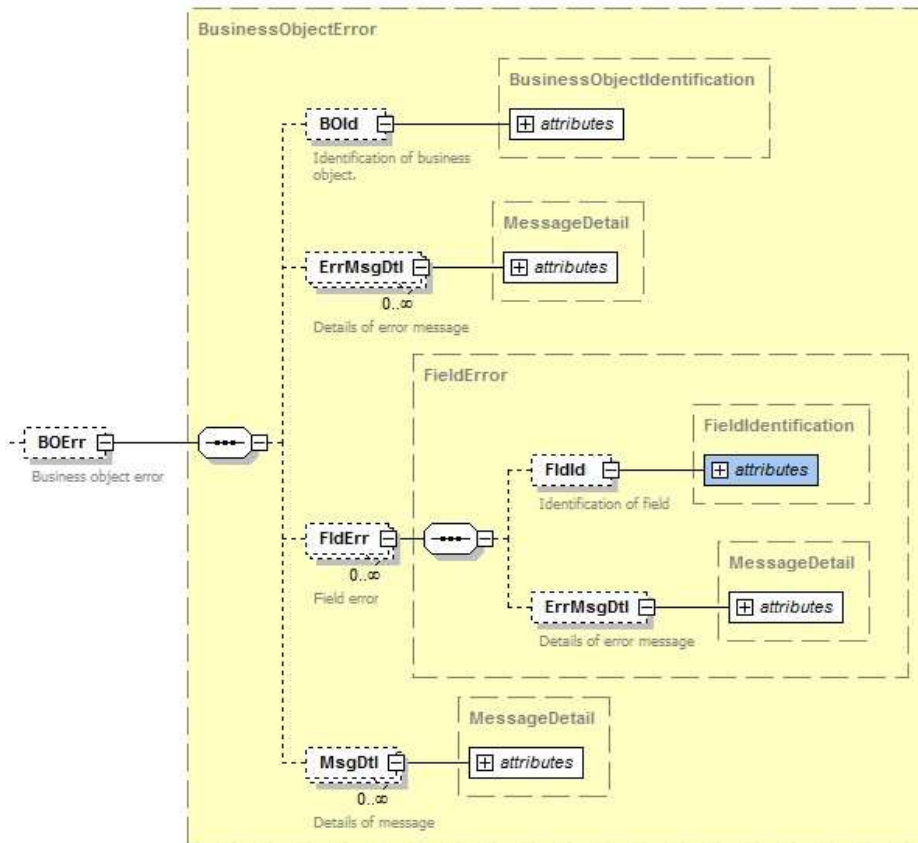
8.4.46 ErrMsgDtl Output: DtlDsc

Additional details about the error message.



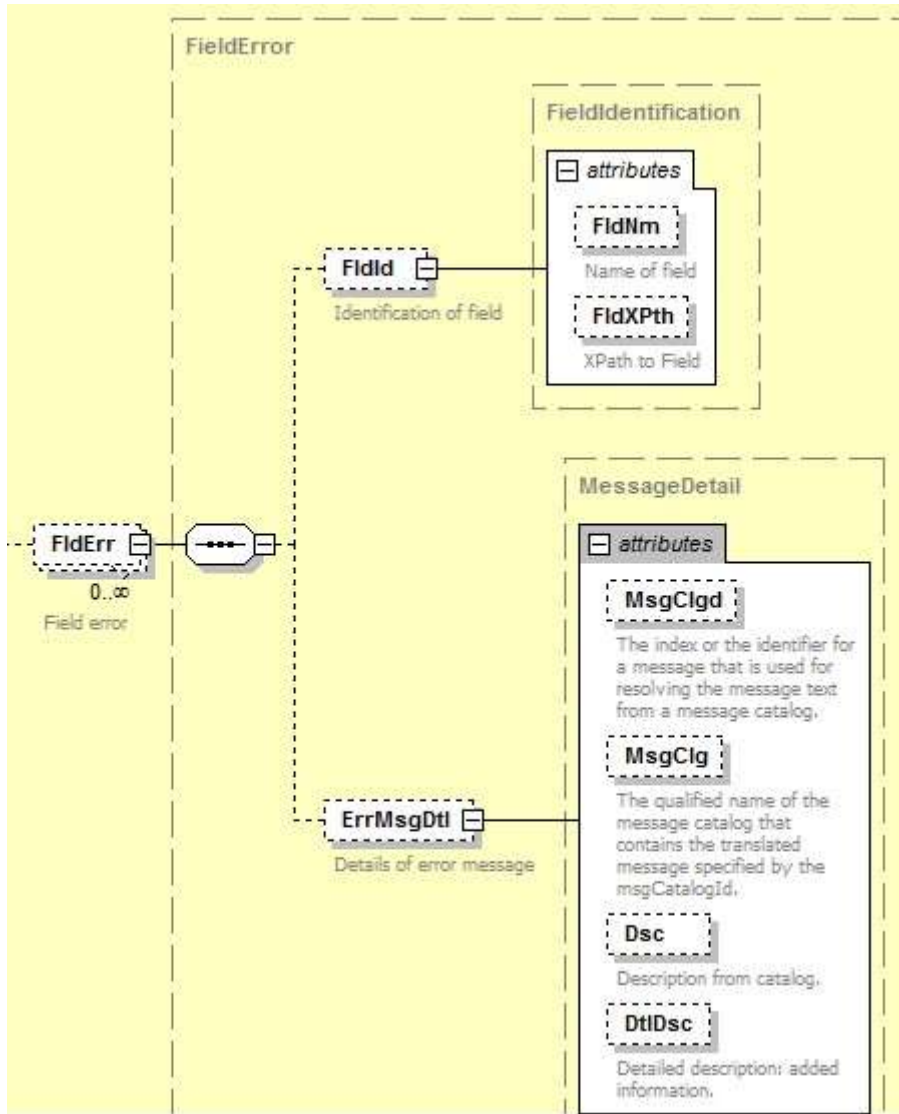
8.4.47 DatErrMsg Output:BOErr

Backend returns error messages when mandatory fields are missing. The error message will be in the section FldErr.



8.4.48 BOErr Output: FldErr

Errors related to mandatory missing fields:



8.4.49 FldErr Output: FldId

This structure returns FldXPth with the Xpath of the field that is missing, for example: <FldId FldXPth="/ns:MSG/Bd/Shp/ShpInDoc/Sdoc@DocTyCd"/>

8.4.50 FldErr Output: ErrMsgDtl

ErrMsgDtl returns the field Dsc with the description of the missing field, for example: <ErrMsgDtl Dsc="DocTyCd is not set"/>

8.5 DOCUMENTRETRIEVE-EPOD – OUTPUT FIELD LIST

Shipment Document Retrieve fields	Mandatory /Optional	Value constraints	Comments
shipmentDocumentRetrieveResp			
./MSG			
./Hdr			
@Id	M	AN 30	Response Id
@Ver	M	AN 7	Version of the response schema used: e.g.: 1.038
@Dtm	M	DateTime	Date-time when the response was created. Format: 2013-04-07T23:59:59
./Sndr			
@AppCd	M	AN 5	Value: ESB
@AppNm	O	AN 20	Possible values ESB
@CmptNm	O	AN 256	This field is not returned.
./Bd			
./Ship(1:M)			
@Id	M	AN 35	Shipment Id (AWB). Even though it is defined as mandatory in the schema, the field is returned with an empty value.
./ShpTr(0:M) Nothing from this section is returned			
@PuDtm	O	DateTime	Pickup Date-Time (Not returned)
./SCDtl():M)			
@AccNo	O	AN 12	Account No: optional for summary ePOD, mandatory for detail ePOD. This includes 3 distinct request parameters: Filter by account number of a specific type (CrLTyCd) (1. Payer – PY 2. Receiver – RV 3. Shipper – SP). (NOT RETURNED)
@CrLTyCd	O	AN 2	Customer role type code: a code that uniquely identifies a customer role. Values are: PY=Payer RV=Receiver SP=Shipper. (NOT RETURNED)
@CtryCd	O	AN 2	Country code: this is optional for ePOD retrieval. The country code is a two-character code that uniquely identifies a country. The code should be aligned to the ISO (ISO 3166-1alpha-2 code elements) standards or in certain circumstances created by DHL. Values are e.g. BE=Belgium FR=France

			XC=Curacao (Not ISO – part of Netherlands Antilles) (NOT RETURNED)
./ShpInDoc(1:M)			
./Sdoc(1:M)			
@DocTyCd	M	AN 3	Document type code: Value returned: POD (electronic proof of delivery)
./Img (0:M)			
@Img	O	Base64Binary	Base64 encoded image
./DatTrErr(0:M)			
./OrgHdr(0:1)			
@Id	M	AN 20	Unique identifier of the response. In this case the field is returned with an empty value
@Ver	M	AN 7	Version schema format. Service returns null value in this field.
@Dtm	M	DateTime	Response creation date-time. Service returns null value in this field.
./Sndr(0:1) The service does not return anything from this section			
@AppCd	M	AN 5	This field is not returned.
@AppNm	O	AN 20	This field is not returned.
@CmptNm	O	AN 256	This field is not returned.
./Rp(0:1)			
@AppCd	M	AN 5	The service returns a null value in this field.
@AppNm	O	AN 20	The service does not return this field.
@CmptNm	O	AN 256	The service returns value "DocumentManagement.ShipmentDocumentRetrieveProvider"
./ErrMsgGI(0:1) Only 3 fields from this section sometimes are returned			
@Ty	O	AN 20	Error message type identifier: e.g.:CF
@Pri	O	NUMBER	Priority:e.g.:2
@Sev	O	NUMBER	Severity: e.g.: 10
./TfErrMsg(0:M)			
./ErrMsgDtl(0:1)			
@MsgClgd	O	AN 128	Error message identifier. For example: 100000
@MsgClg	O	AN 128	The message name regarding the identifier MsgClgd. For example: IPESB
@Dsc	O	AN 128	The error message description.
@DtlDsc	O	AN 128	Additional details about the error message.
./DatErrMsg(0:M)			
./ErrMsgDtl(0:1)			
@MsgClgd	O	AN 128	Error message identifier. For example: 100000
@MsgClg	O	AN 128	The message name regarding the identifier MsgClgd. For example: IPESB
@Dsc	O	AN 128	The error message description.

@ DtlDsc	0	AN 128	Additional details about the error message.
./BOErr(0:1)			
./FldErr(0:M)			
./FldId(0:1)			
@ FldXPth	0	AN 512	This structure returns FldXPth with the Xpath of the field that is missing, for example: <FldId FldXPth="/ns:MSG/Bd/Shp/ShplnDoc/Sd oc@DocTyCd"/>
./ErrMsgDtl(0:1)			
@ Dsc	0	AN 128	ErrMsgDtl returns the field Dsc with the description of the missing field, for example: <ErrMsgDtl Dsc="DocTyCd is not set"/>

9. UPDATESHIPMENT

9.1 UPDATESHIPMENT – DESCRIPTION

The updateShipment request allows for additional pieces to be added to a previously created shipment that has not been picked up by DHL Express/had a scan against it. As an example a shipment was created for customer A in the morning however 2 hours later customer A has ordered something else and instead of creating two independent shipments to Customer A, you can use the updateShipment service to search for your previous shipment and add the additional pieces to it.

The updateShipment request also allows for upload and reupload of PLT images to a previously created shipment. The PLT images for the shipment can be uploaded before the shipment has been physically collected by DHL courier. However, the original shipment must contain WY as the special service otherwise, an error will be returned when the customer wants to use the reupload function in this updateShipment service.

As an output you will receive either the additional transport labels only or you can request all the labels to be printed – this allows flexibility based on your operational processes when labelling the parcels.

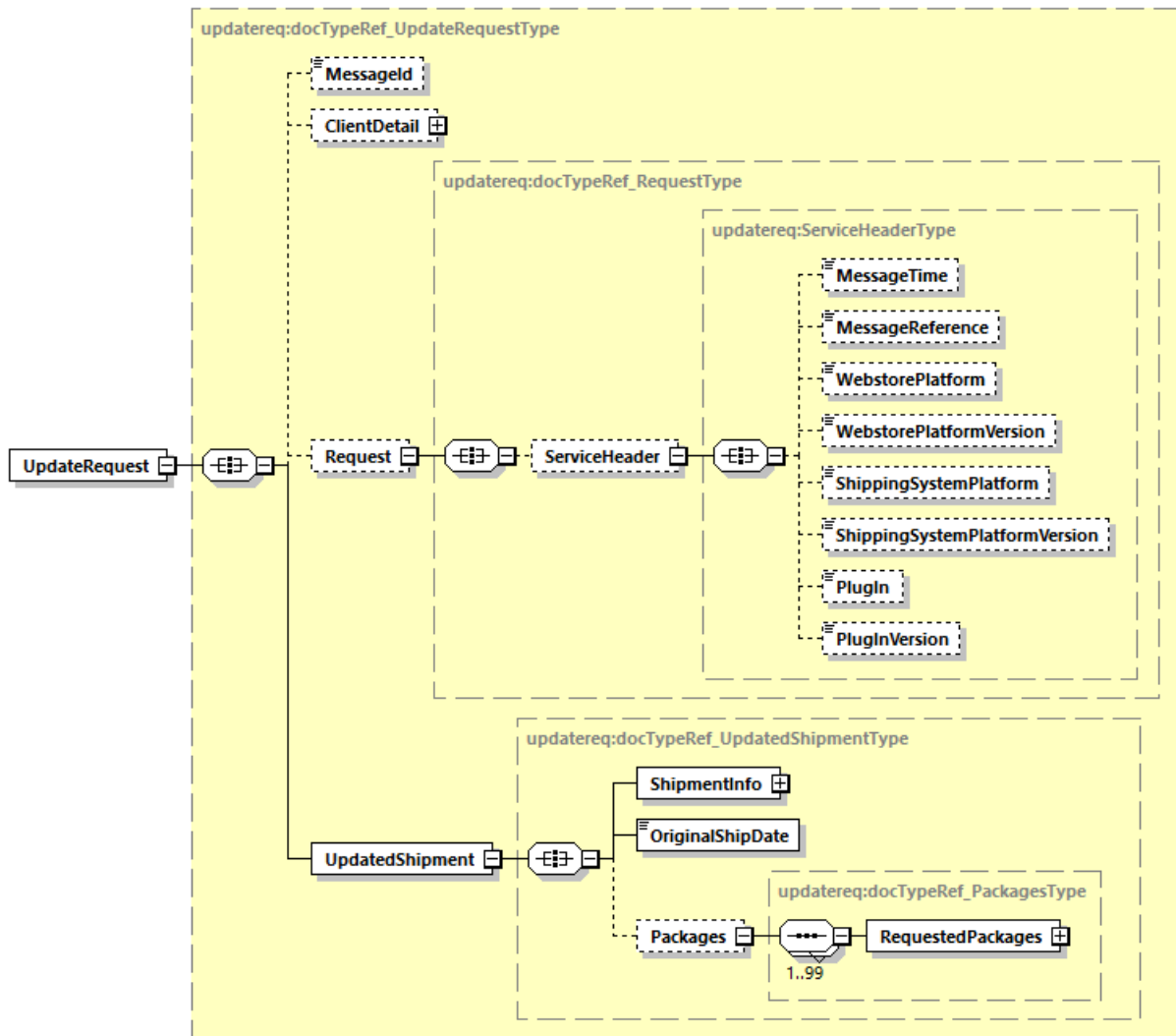
IMPORTANT: Please note that at least **10mins** must be given between the initial createShipment request and then the updateShipment request (including subsequent updateShipment request). This is to ensure that the shipment data has propagated into the DHL Operations backend and that MyDHL API retrieves the current number of pieces back to provide an operationally correct Transport Label.

9.2 UPDATESHIPMENT – INPUT

The following diagram shows an overview of the request input structure.

9.2.1 updateShipment Schema Diagram

Each of the individual sections of updateShipment is shown below in schema diagram, with context, and a detailed description of each field follows in the Input Field List.



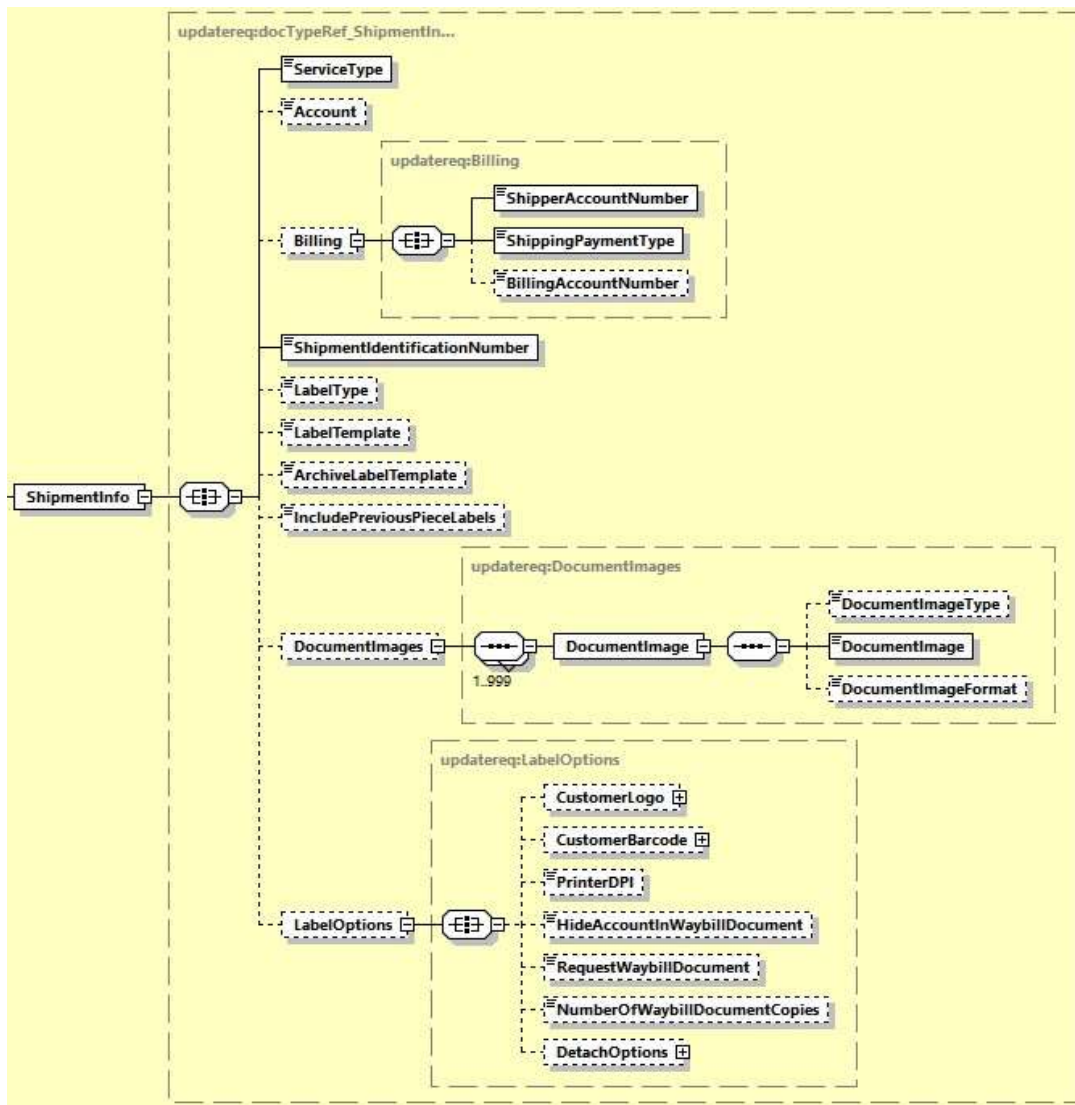
Generated by XMLSpy

www.altova.com

9.2.2 updateShipment Input: ShipmentInfo

The ShipmentInfo section are in essence the search parameters of the previously created shipment in DHL’s database to be able to add the additional packages that will be declared in the segment below. The search criteria is by providing the Account number used (this is either from the Account tag or the Billing section Account in the original ShipmentRequest service), the ServiceType (product), Shipment Date (based on ShipTimestamp, format YYYY-mm-dd) and the ShipmentIdentificationNumber (Waybill).

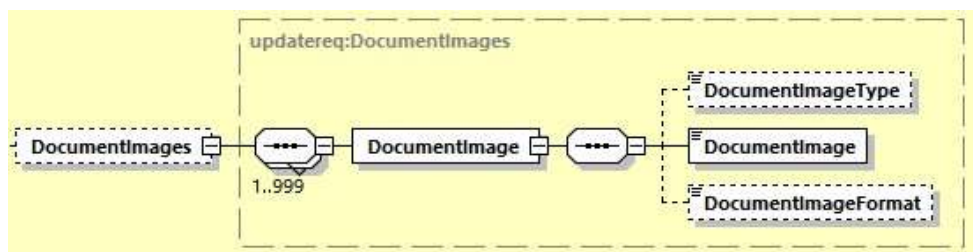
In addition you can optionally define the label/archive template and label type in the request. To give full operational flexibility you can decide whether you wish to print all labels including the previous generated ones or only the new additional labels for the additional pieces that are being added.



9.2.3 updateShipment Input: DocumentImages

The DocumentImages section is to provide customers the option to upload PLT images. This element enable customers to upload multiple PLT images. If this DocumentImages section and the Packages section is both provided in the request message, an error will be returned. Both of this field must be used separately.

There are 3 children element under this section.



- DocumentImageType – the type of document image uploaded, the default value for this field is ‘INV’
- DocumentImage – the image of the document
- DocumentImageFormat – the format of the document image

If the DocumentImages section and the Packages section is both provided in the request message, an error will be returned. This

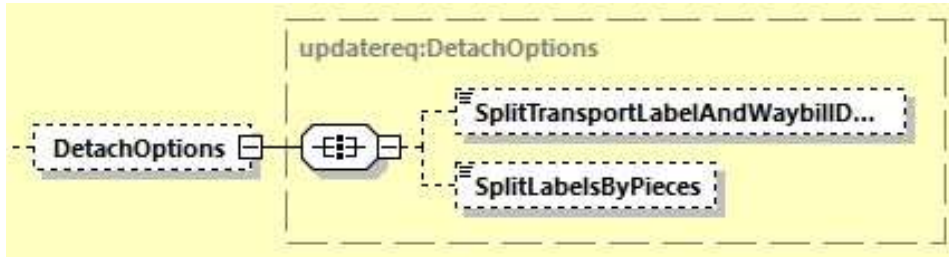
9.2.4 updateShipment Input: RequestWaybillDocument

The RequestWaybillDocument element provide option to the customer to print or not to print the waybill document. The default value of this field is N, which is only print the waybill document for all dutiable shipment. If the value is set to Y, MyDHL API will print for waybill document for all shipments including non-dutiable and dutiable shipment.

- If the shipment is Dutiable, and RequestWaybillDocument is not provided in request, the default will be print the waybill document
- If the shipment is Non-Dutiable, and RequestWaybillDocument is not provided in request, the default will be NOT printing the waybill document.
- If RequestWaybillDocument is set as N, the waybill document is not printed.

9.2.5 updateShipment Input: DetachOptions

DetachOption section is to provide the customer flexibility on the label files received in response. There are 2 children element under this section.

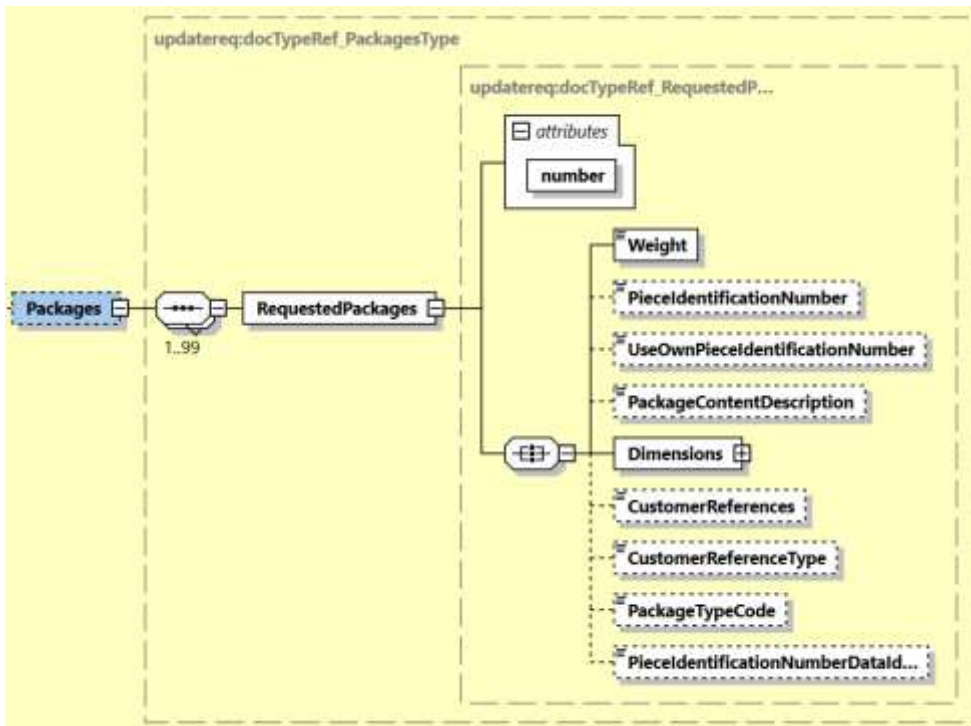


- SplitTransportLabelAndWaybillDocument – the default value is N where both transport label and waybill document are in single file. If the value is set as Y, the transport label and waybill document will be provided as separate PDF/thermal files in the response.
- SplitLabelsByPieces – the default value is N, where piece labels will be in a single file. If the value is set as Y, the transport label will be separated as one file per piece.

9.2.6 updateShipment Input: Packages

The Packages section details the contents of individual pieces (or discrete shipping containers) within the shipment. The minimum number of packages or pieces in a shipment is one and the upper limit is 99. If this Packages section and the DocumentImages section is both provided in the request message, an error will be returned. Both of this field must be used separately.

The Weight and Dimensions fields represent the weight and dims of the individual pieces.



9.3 UPDATE SHIPMENT REQUEST – INPUT FIELD LIST

Update Shipment Request fields	M/O	Values or Constrains	Comments
UpdateRequest			
UpdateRequest/ClientDetail			
sso	O		This field is for internal use only
plant	O		This field is for internal use only
UpdateRequest/Request			
UpdateRequest/Request/ServiceHeader			
MessageTime	O	Timestamp	Format: YYYY-MM-DD(T)hh:mm:ss-Time Zone
MessageReference	O	AN 36	Message reference, between 28 to 36 characters in length.
WebstorePlatform	O	AN 20	Reserved for Third Party Vendors identification
WebstorePlatformVersion	O	AN 15	Reserved for Third Party Vendors identification
ShippingSystemPlatform	O	AN 20	Reserved for Third Party Vendors identification
ShippingSystemPlatformVersion	O	AN 15	Reserved for Third Party Vendors identification
PlugIn	O	AN 20	Reserved for Third Party Vendors identification
PlugInVersion	O	AN 15	Reserved for Third Party Vendors identification
UpdateRequest/UpdatedShipment			
OriginalShipDate	M	YYYY-mm-dd	Has to match with ShipmentTimestamp from createShipment (only the date part) Example (2017-11-15)
UpdateRequest/UpdatedShipment/ShipmentInfo			
ServiceType	M	AN 6	The shipping product requested for this shipment, corresponding to the DHL Global Product codes.
Account	M/O	AN 12	The customer account to be used as payer in the request. If the <Account> tag is used then there is no need to populate the Billing section further down below in this table as the <Account> tag will override any other accounts entered.

			However if you do wish to charge your shipment to a third party or receiver then <u>please leave the ACCOUNT section out</u> and populate the Billing section below
ShipmentIdentificationNumber	M	Token	Please provide the Shipment Identification Number (Waybill) of the shipment you wish to update.
LabelType	O	AN 3	Possible values: - PDF - ZPL – EPL - LP2
LabelTemplate	O	AN 20	Any valid DHL Express label template (please contact your DHL Express IT representative for a list of labels) – If this node is left blank then the default DHL ecommerce label template will be used.
ArchiveLabelTemplate	O	AN 20	Any valid DHL Express archive label template (please contact your DHL Express IT representative for a list of labels) – If this node is left blank then the default DHL ecommerce label template will be used.
IncludePreviousPieceLabels	O	AN1	Y or 1= All previously pieces/packages will be included when the label image is returned N or 0 = The previous pieces/packages will not be included when the label image is returned – only the new pieces will be provided This field is mandatory if < Packages> is provided in the request.
UpdateRequest/UpdatedShipment/ShipmentInfo/Billing			
ShipperAccountNumber	M	AN 12	The DHL account number used for the shipment. Used as the shipper account number. Please note if you use this billing section then the above <Account> tag is not needed. <ShipperAccountNumber> is mandatory then. Please note if you did declare the <Account> section above then the account number within will overwrite the entire Billing section.
ShippingPaymentType	M	AN 1	Possible values: - S (use ShipperAccountNumber as payer) - R (use BillingAccountNumber as bill-to receiver account number) - T (use BillingAccountNumber as bill-to third party account number) Please note if you use value R or T in this tag then the next tag

			<BillingAccountNumber> is also mandatory
BillingAccountNumber	O	AN 12	The DHL account number used for the shipment, if ShippingPaymentType is equal to R or T.
UpdateRequest/UpdatedShipment/ShipmentInfo/DocumentImages			
UpdateRequest/UpdatedShipment/ShipmentInfo/DocumentImages/DocumentImage (0:999)			
DocumentImageType	O	AN 3	Possible values; - INV, Invoice - PNV, Proforma - COO, Certificate of Origin - NAF, Nafta Certificate of Origin - CIN, Commercial Invoice - DCL, Custom Declaration - AWB, Air Waybill and Waybill Document
DocumentImage	M	Base64	The document image Maximum size: 5 MB
DocumentImageFormat	O	AN 5	Possible values; - PDF - PNG - TIFF - GIF - JPEG
UpdateRequest/UpdatedShipment/ShipmentInfo/LabelOptions			
PrinterDPI	O	"200", "300"	Resolution for X-axis and Y-axis (in DPI) for transport label and waybill document output
HideAccountInWaybillDocument	O	AN 1	Hide account number in waybill document. Possible values : - 'Y', account number will NOT be printed on the label - 'N', account number will be printed on the label (Default)
RequestWaybillDocument	O	AN 1	Possible values : - 'Y', waybill document will be returned in shipment response - 'N', waybill document will NOT be returned in shipment response (Default)
NumberOfWaybillDocCopies	O	INT 2	Number of copies of Waybill document printout to be generated and returned in shipment response
UpdateRequest/UpdatedShipment/ShipmentInfo/LabelOptions/CustomLogo			
LogoImage	M	Base64	The customer logo image
LogoImageFormat	M	Enumerated	Possible values; - PNG - GIF

			<ul style="list-style-type: none"> - JPEG - JPG <p>Maximum size: 1 MB</p>
UpdateRequest/UpdatedShipment/ShipmentInfo/LabelOptions/CustomBarcode (CustomerBarcode is only applicable when LabelTemplate='ECOM26_84CI_002')			
BarcodeType	O	N/A	The customer barcode type. The first barcode code type valid value is 93, 39 or 128.
BarcodeContent	O	AN	Customer barcode code content
TextBelowBarcode	M/O	AN	Customer barcode text below the barcode. This field is mandatory if BarcodeType is provided.
UpdateRequest/UpdatedShipment/ShipmentInfo/LabelOptions/DetachOptions			
SplitTransportLabelAndWaybillDocument	O	AN 1	<p>Single PDF or thermal output file consists of Transport Label and single PDF or thermal output file for Waybill Document</p> <p>Possible values;</p> <ul style="list-style-type: none"> - Y, Transport Label and Waybill Document is printed in separate PDF or thermal output file. - N, Transport Label and Waybill Document is printed in a single PDF or thermal output file. (Default).
SplitLabelByPieces	O	AN 1	<p>Single PDF or thermal output file for each pieces in Transport Label, and Single PDF or thermal output file for Waybill Document.</p> <p>Possible values;</p> <ul style="list-style-type: none"> - Y, the transport label will be separated as one file per piece. - N, piece labels will be in a single file. (Default)
UpdateRequest/UpdatedShipment/Packages			
UpdateRequest/UpdatedShipment/Packages/RequestedPackages (1:99)			
@number	M	Integer	Running number of the packages.
Weight	M	15.3 D	The weight of the package.
UseOwnPieceIdentificationNumber	O	AN 1	<p>Y = allows you to define your own PieceID in the tag below</p> <p>N = Auto-allocates the PieceID from DHL Express</p> <p>You can request your own Piece ID range from your DHL Express IT consultant and store these locally in your integration however this is not needed as if you leave this tag then DHL will automatically assign the piece ID centrally.</p> <p>In addition this special function needs to be enabled for your username by your DHL Express IT Consultant.</p>

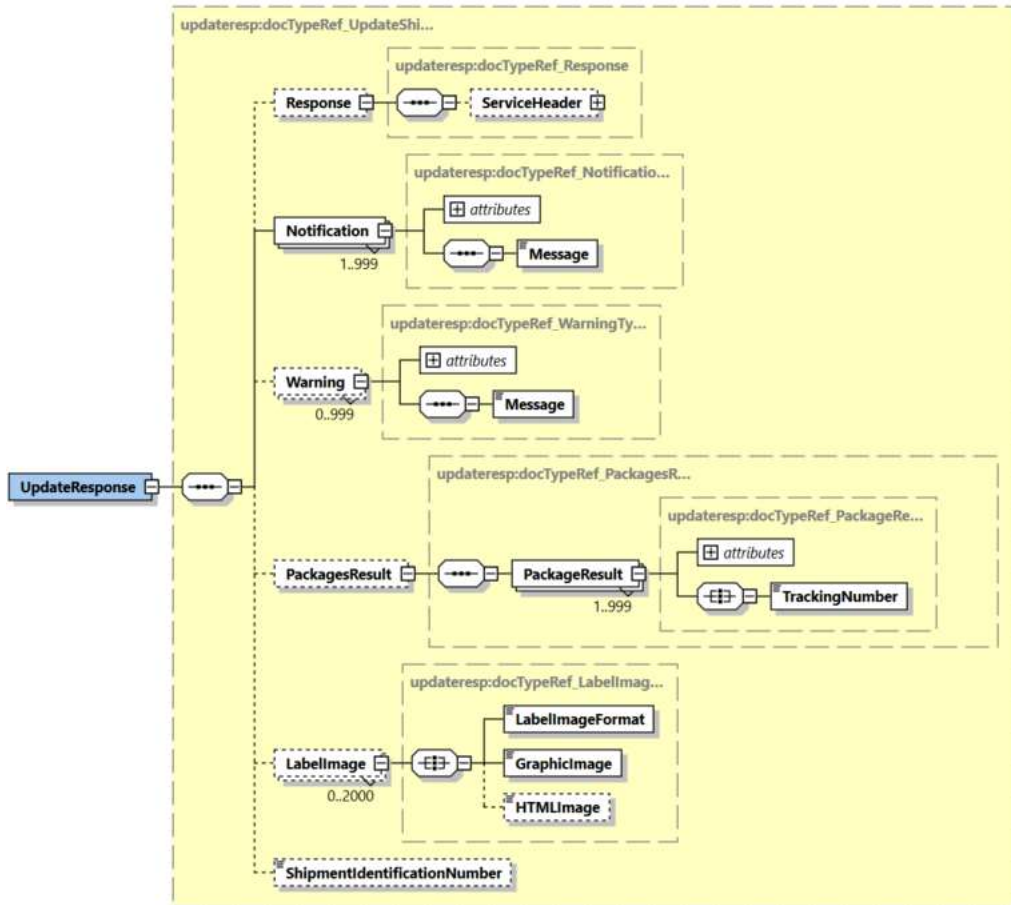
PieceIdentificationNumber	O	AN35	You can request your own Piece ID range from your DHL Express IT consultant and store these locally in your integration however this is not needed as if you leave this tag then DHL will automatically assign the piece ID centrally. If you wish to use this function then the above tag UseOwnPieceIdentificationNumber needs to be set as Y or 1
PackageContentDescription	O	AN70	This optional field allows you to provide the content description on a piece level instead of Shipment level.
CustomerReferences	O	AN 35	Customer Reference for the piece.
CustomerReferenceType	O	AN 3	Piece Reference Type
PackageTypeCode	O	AN 3	Global Package Type Valid enumeration; - 3BX - 2BC - 2BP - CE1 – 7BX – 6BX – 4BX – 2BX – 1CE - WB1 - WB3 - XPD - 8BX – 5BX - WB6 - TBL - TBS - WB2
PieceIdentificationNumberDataIdentifier	O	AN 4	Piece Identification Number Data Identifier Possible Values: “J”, “00”, “1J”, “2J”, “3J”, “4J”, “5J”, “6J” Default: “J” <i>Note: Piece identification data identifier should be same for all the pieces provided in single shipment.</i>
UpdateRequest/UpdatedShipment/Packages/RequestedPackages/Dimensions			
Length	M	10.3 D	Length of the piece listed.
Width	M	10.3 D	Width of the piece listed.
Height	M	10.3D	Height of the piece listed.

9.4 UPDATESHIPMENT – OUTPUT

The following diagram shows an overview of the shipment response structure. The critical information to derive from this response are the notification codes for the response, the shipment and piece identifiers returned and the encoded label image.

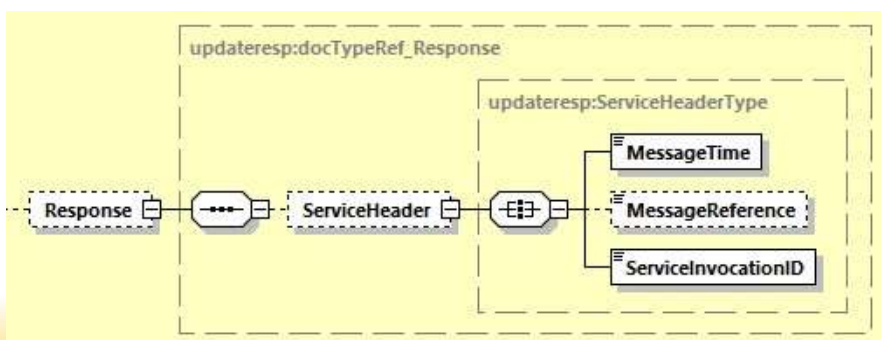
9.4.1 updateShipmentResponse Schema Diagram

Each of the individual sections of ShipmentResponse is shown below in schema diagram, with context, and a detailed description of each field follows in the Output Field List.



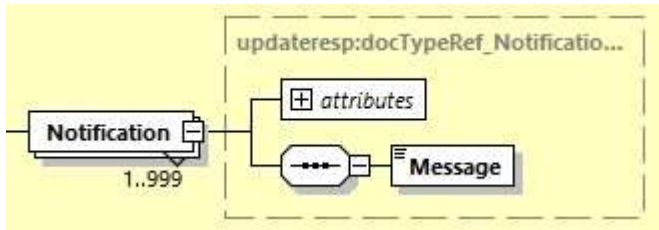
9.4.2 updateShipmentResponse Output: ServiceHeader

The ServiceHeader structure includes MessageReference which is taken from the request as well as MessageTime showing when the request has been processed on DHL side. This is only available in response when Request/ServiceHeader is present in request.



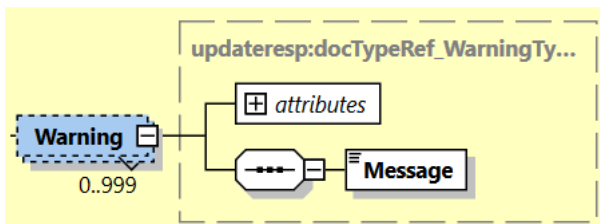
9.4.3 updateShipmentResponse Output: Notification

The Notification structure includes the result code and message, based on the results of the processing. Successful messages will include a zero error code and no corresponding message, while exceptions have both code and message.



9.4.4 updateShipmentResponse Output: Warning

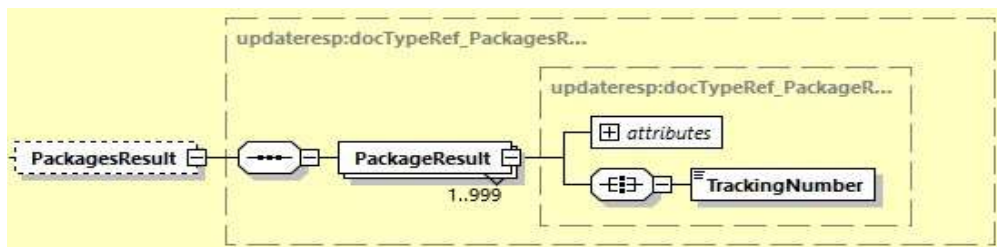
The Warning structure includes the warning code and message, based on the results of the processing. This structure doesn't return at exceptions.



9.4.5 updateShipmentResponse Output: PackagesResult

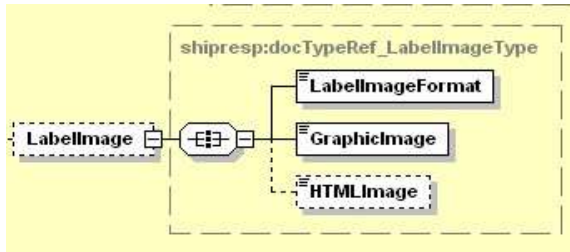
The PackagesResult provides the DHL piece ID associated to each RequestedPackage from the ShipmentRequest. In this case, the TrackingNumber is the Piece ID returned from the service. In order to tie the RequestedPackages from the ShipmentRequest with the PackageResult in the response, the @number attribute is used to referentially link the request and result packages.

The TrackingNumber field is the identifier for that specific piece of the shipment, of which there can be many.



9.4.6 updateShipmentResponse Output: LabelImage

The Label Image section of the response provides the label format in the LabelImageFormat field (i.e. PDF), as well as the base64 encoded label image in the GraphicImage field. The HTML Image is not used.



9.4.7 updateShipmentResponse Output: ShipmentIdentificationNumber

This field corresponds to the airbill number associated to this shipment. This is the primary tracking identifier within DHL, and is the DHL primary reference field in calling application.



9.5 UPDATE SHIPMENT RESPONSE – OUTPUT FIELD LIST

Shipment Response xml fields (Source)	Mandatory/ Optional	Values or Constraints	Comments
UpdateResponse			
ShipmentIdentificationNumber	O	AN 35	The shipment identification number also named airwaybill (AWB). This number can be used to track the progress of the shipment on the DHL website.
UpdateResponse/Response			
UpdateResponse/Response/ServiceHeader			
MessageTime	M	TIMESTAMP	The format of the should be YYYY-MM-DD(T)hh:mm:ssZ (GMT e.g 2011-01-12T18:41:12Z
MessageReference	O	AN 36	MessageReference as send from request message
ServiceInvocationID	M		Format: ServiceInvocationID = MyDHLAPIProcessingStartDate timeGMT_MyDHLAPINodeIdO bfuscated_GuidV4
UpdateResponse/Notification (1:999)			
@code	O	N 6	Error > 0 or Success Code = 0
Message	M	AN	Response Message, see Error codes for more details
UpdateResponse/Warning (0:999)			

@code	O	N 6	Warning Code > 0
Message	M	AN	Warning Response Message
UpdateResponse/PackagesResult			
UpdateResponse/PackagesResult/PackageResult (1:999)			
"@number"	O	Integer	Running number of the packages.
TrackingNumber	M	AN 35	This field contains a unique number for the individual package.
UpdateResponse/LabelImage (0:2000)			
LabelImageFormat	M	AN 3	Mapped from Request Document. Currently always "PDF"
GraphicImage	M	Base64 Binary	This field contains the actual label as Base64 Binary. There will be one document containing all the labels for each package/piece on separate pages.
HTMLImage	O	Base64 Binary	Not used

10. REQUESTPICKUP

10.1 REQUESTPICKUP – DESCRIPTION

The RequestPickUp request allows users to request standalone pickup requests for local and remote/import pickups. This can be used independently to the other services and sends a pickup booking pickup request to the DHL Express Customer Services systems which forward the request to the DHL Express courier systems for a courier allocation.

Remote Booking feature

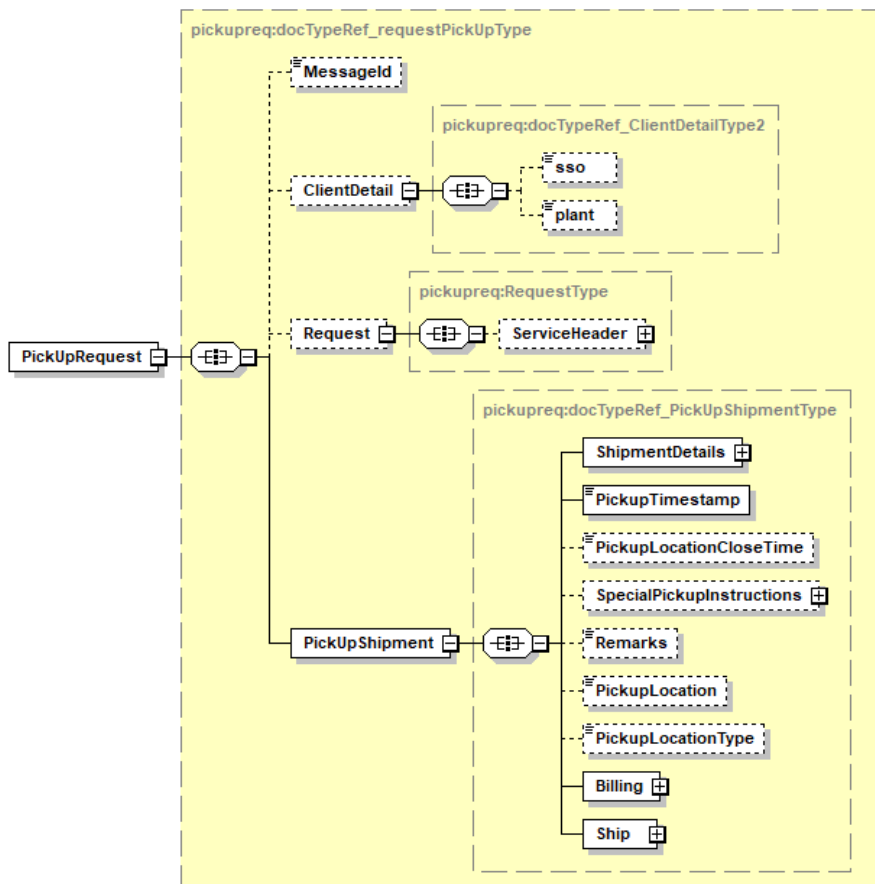
You can request Remote Booking via MyDHL API. When BookingRequestor section is provided and Country Code is different to the Country Code specified under Shipper section then booking is marked as “Remote” under CSV. If the BookingRequestor section exists but the Shipper Country Code and Booking Requestor Country Code is the same, then error message will be send to the customer.

10.2 REQUESTPICKUP – INPUT

The following diagram shows an overview of the request input structure.

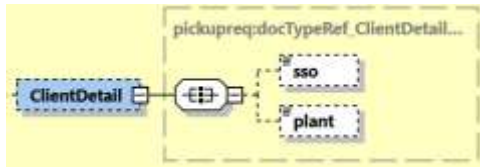
10.2.1 RequestPickUp Schema Diagram

Each of the individual sections of RequestPickUp is shown below in schema diagram, with context, and a detailed description of each field follows in the Input Field List.



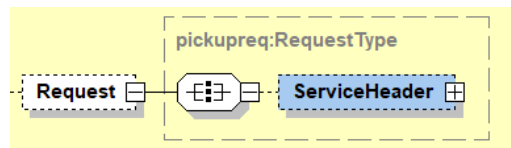
10.2.2 RequestPickUp Input: ClientDetail

Within the RequestPickUp Service, the ClientDetail is an optional node for reference use, and does not affect functionality.

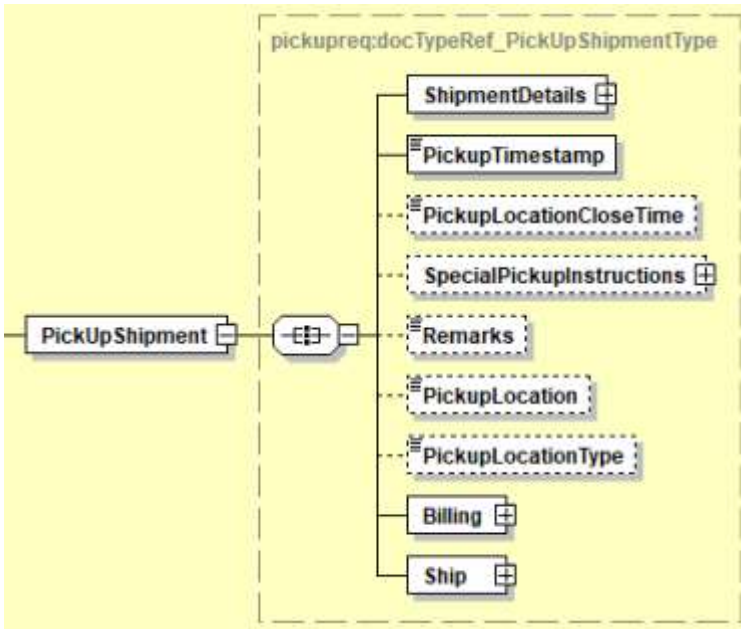


10.2.3 RequestPickUp Input: Request

Optional section to populate information used to identify customer request for troubleshooting or tracking. DHL Express recommends that this information is provided.



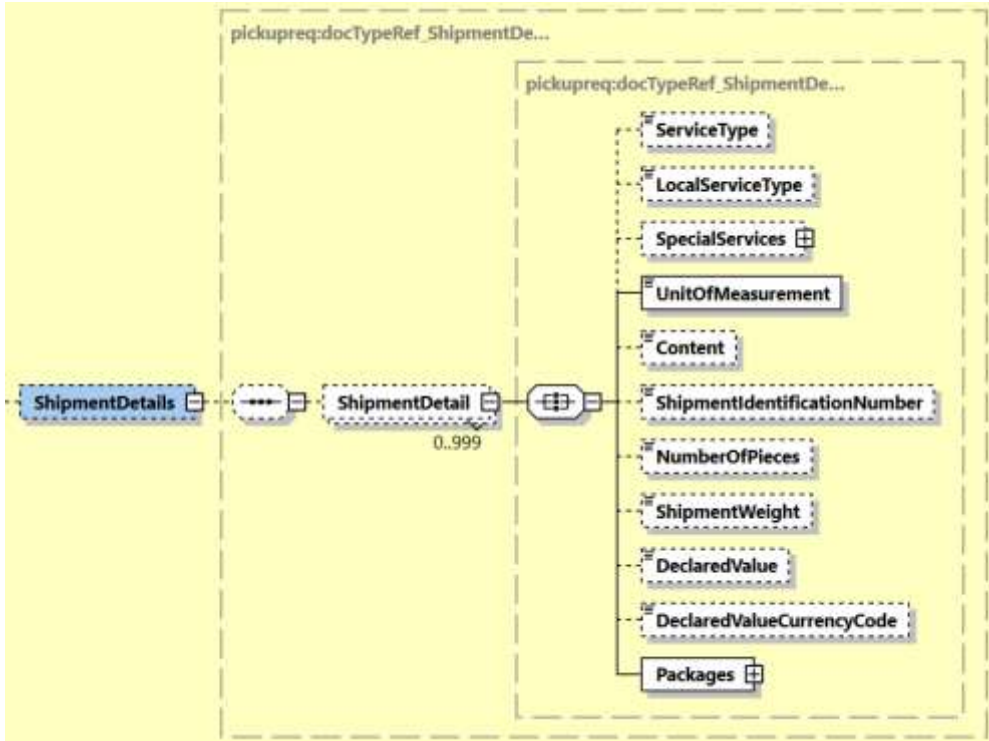
10.2.3 RequestPickUp Input: PickupShipment



The root of the RequestPickUp holds the shipment details, pickup time stamp, optional pickup location close time, special pickup instructions, remarks, pickup location (i.e. front door, reception etc.) and pickup location type. The mandatory elements ShipmentDetails, PickupTimestamp, Billing, and Ship are required for requesting a pickup.

10.2.3.1 RequestPickUp Input: ShipmentDetails

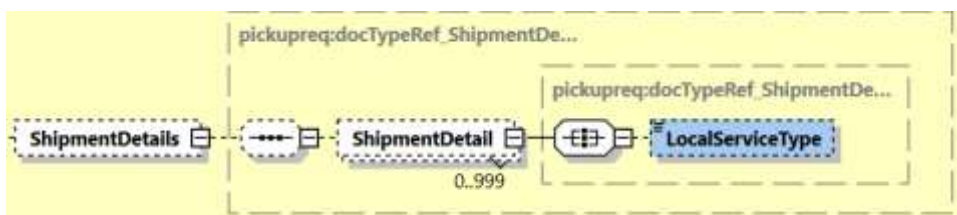
The ShipmentDetails section contains the **ServiceType** (Global Product Code ex. “P” for Express Worldwide), **LocalServiceType** (Local Product Code), **SpecialServices** (Special Service Code ex. “II” for Shipment Insurance), the **UnitOfMeasurement** (SI or SU), **and Content** (Documents/Non_Documents), **ShipmentIdentificationNumber** (Waybill), **NumberOfPieces**, **ShipmentWeight**, **DeclaredValue**, **DeclaredValueCurrencyCode** and **Packages** that is applicable to the pickup.



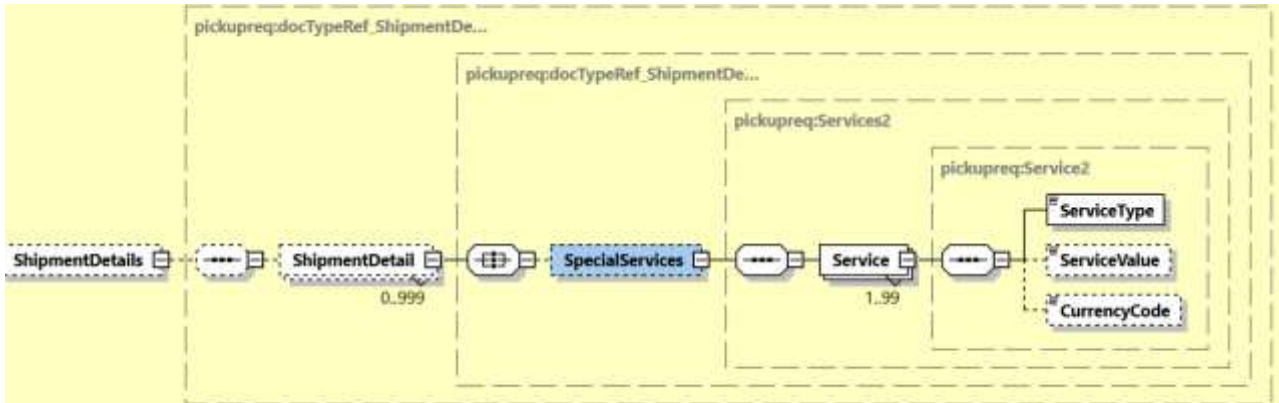
- **ServiceType** – The shipping product requested for this shipment, corresponding to the DHL Global Product codes.



- **LocalServiceType** – DHL “local / country specific” Product Code used to ship the items. Important when shipping domestic products – please consult your DHL Express IT consultant if needed.

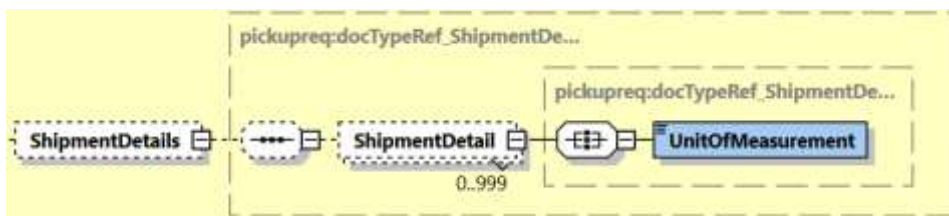


- **SpecialServices** – The SpecialServices section communicates additional shipping services, such as Insurance (or Shipment Value Protection). For example, to support Insurance, the **ServiceType** would have a value of 'II', with the **ServiceValue** and **CurrencyCode** containing the insured value and currency, respectively. Please note that for all other Value Added Service like Saturday Delivery, Dangerous goods etc you do not need to declare the service charge and currency.



- **UnitOfMeasurement** – The UnitOfMeasurement node conveys the unit of measurements used in the operation. This single value corresponds to the units of weight and measurement used throughout the message processing. The value of 'SI' corresponds to KG and CM, respectively, while the value of 'SU' corresponds to LB and IN, respectively.

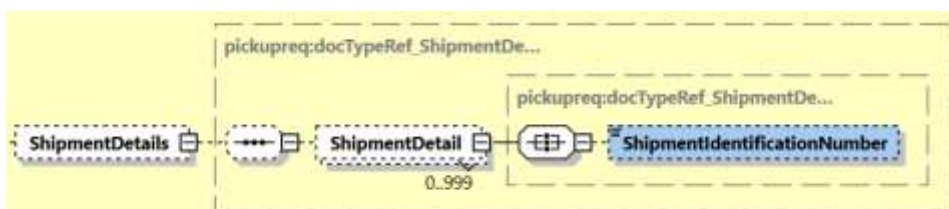
An error message will be thrown if UnitOfMeasurement is missing in RequestPickUp.



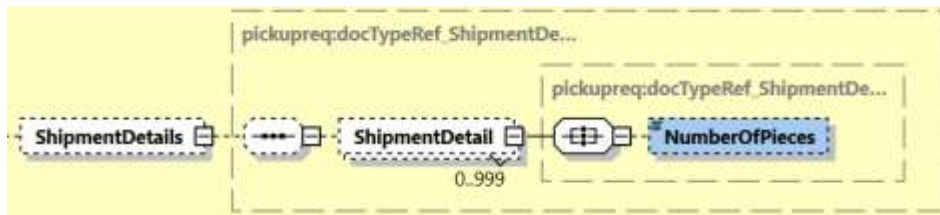
- **Content** – The Content field details whether a shipment is non-dutiable (value DOCUMENTS) or dutiable (NON_DOCUMENTS). Depending on the nature of the contents of the shipment, is customs duties are applicable, different products may be offered by the DHL web services.



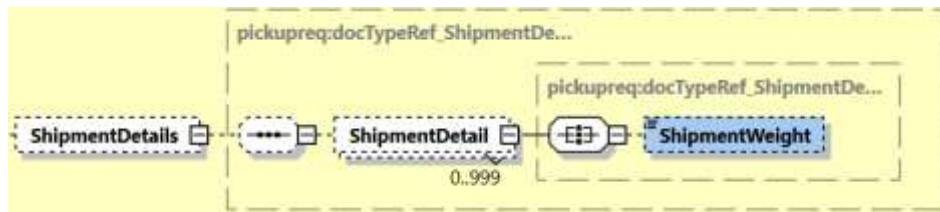
- **ShipmentIdentificationNumber** – This field corresponds to the waybill number associated to this shipment.



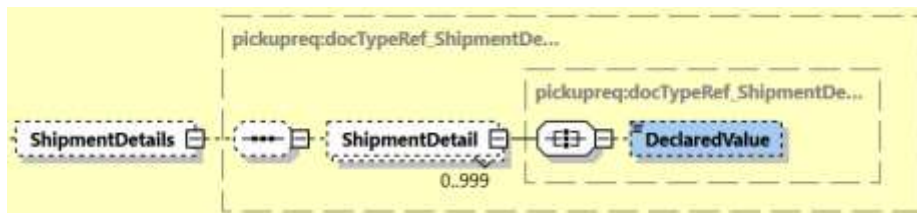
- **NumberOfPieces** – The number of pieces in the shipment.



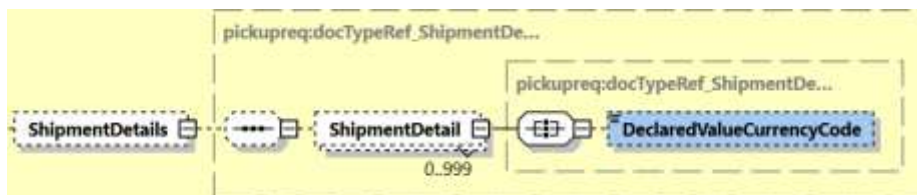
- **ShipmentWeight** – The total weight of the Shipment.



- **DeclaredValue** – The declared amount for the Shipment.

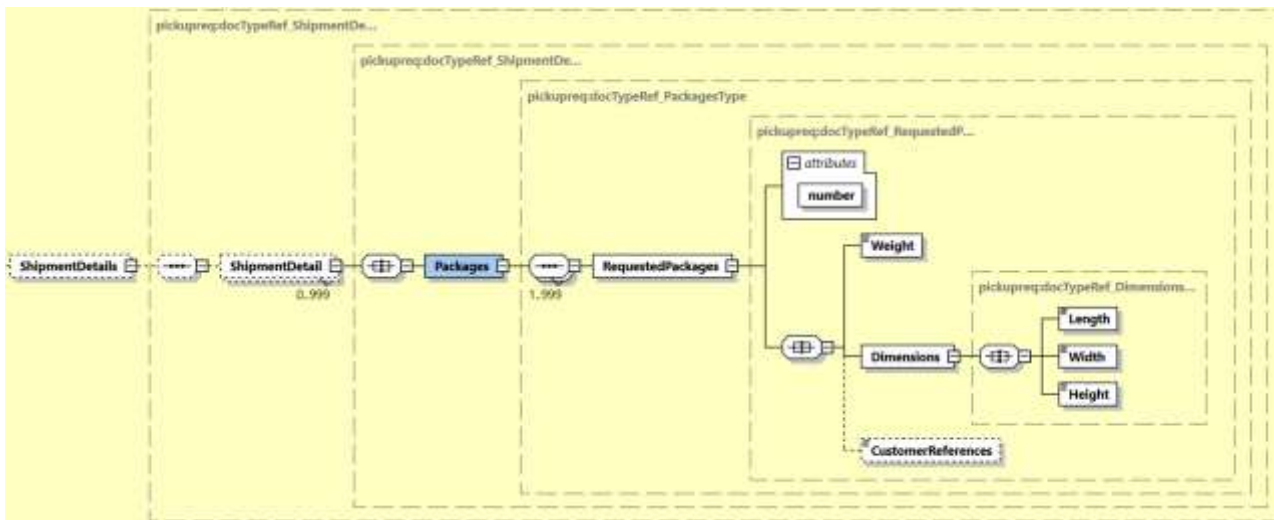


- **DeclaredValueCurrencyCode** – The currency code of the declared value for shipment.



- **Packages** – The Packages section details the contents of individual pieces (or discrete shipping containers) within the shipment. The minimum number of packages or pieces in a shipment is one and the upper limit is 999. The **Weight** and **Dimensions** fields represent the weight and dimensions of the individual pieces. The **CustomerReferences** field is used as the Piece Reference.

An error message will be thrown to customer if Packages is missing. At least one piece details is required for booking request.

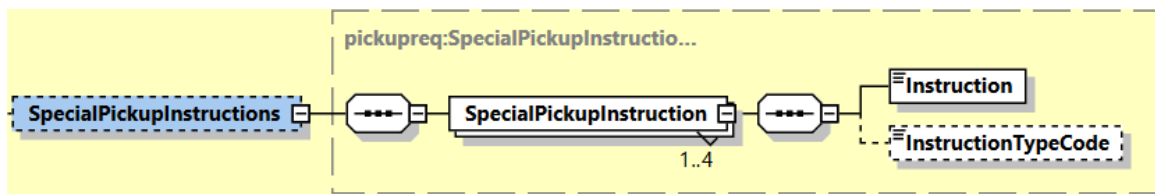


10.2.3.2 RequestPickUp Input: PickupShipment – PickupTimestamp – The provided PickupTimestamp in the request message will be validated to ensure the format of provided timestamp is valid. Also, pick up date cannot be in the past or more than 28 days in future. Sample – “2017-10-12T17:30:00GMT+00:00”.

An error message will be thrown to customer if provided pickup date is more than 28 days.

10.2.3.3 RequestPickUp Input: PickupShipment – PickupLocationCloseTime – When the pickup location close time is provided in the request message, the close time will be validated against the pickup timestamp. If the pickup time is later than provided close time, an error message will be thrown.

10.2.3.4 RequestPickUp Input: PickupShipment – SpecialPickupInstructions – any special instructions you wish to send to the courier for the pick-up is to be provided in the **Instruction** field. **InstructionTypeCode** element is reserved for future use.

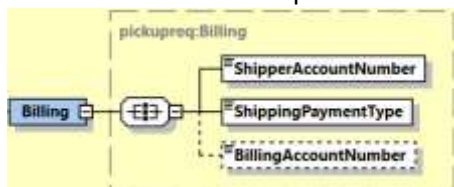


10.2.3.5 RequestPickUp Input: PickupShipment – Remarks – any remarks for pickup of the shipment.

10.2.3.6 RequestPickUp Input: PickupShipment – PickupLocation – where the package should be picked up by the DHL courier.

10.2.3.7 RequestPickUp Input: PickupShipment – PickupLocationType – the type of pickup location. Possible values B=Business and R=Residence.

10.2.3.8 RequestPickUp Input: PickupShipment – Billing – this section contains the account number information which is required to create a pickup.



- **ShipperAccountNumber**
 - The DHL account number used for the shipment. Used as the shipper account number.
- **ShippingPaymentType**
 - Possible values:
 - S (use ShipperAccountNumber as payer)
 - R (use BillingAccountNumber as bill-to receiver account number)
 - T (use BillingAccountNumber as bill-to third party account number)

Please note if you use value R or T in this tag then the next tag <BillingAccountNumber> is also mandatory.

- **BillingAccountNumber**
 - The DHL account number used for the shipment, if ShippingPaymentType is equal to R or T.

An error message will be thrown when customer provided the <ShippingPaymentType> value as R or T and <BillingAccountNumber> is not provided.

10.2.3.9 RequestPickUp Input: PickupShipment – Ship

The Ship section outlines the Shipper, Pickup, Recipient and BookingRequestor addresses.

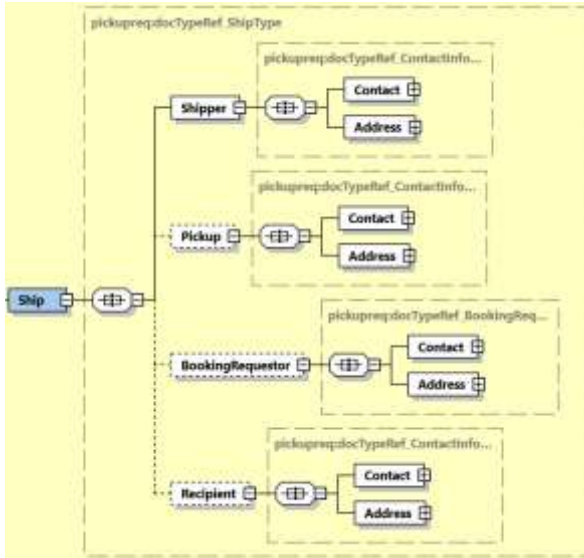
Shipper – Is the address of the individual/company that is shipping the parcel(s).

Pickup Address – is optional in case the pickup address is different to the shipper address

Booking Requestor – is optional in case the booking requestor is not the same the shipper

Recipient – Is the destination address where the shipment is to be delivered

For Remote Booking Requests, Booking Requestor and Recipient details are mandatory. An error message will be thrown when Booking Requestor or Recipient details is missing for remote booking. For Regular Booking Requests, Recipient details is optional.



10.3 REQUESTPICKUP REQUEST – INPUT FIELD LIST

requestPickup fields	M/O	Values or Constraints	Comments
PickUpRequest			
PickUpRequest/ClientDetail			
sso	O		This field is for internal use only
plant	O		This field is for internal use only
PickUpRequest/Request			
PickUpRequest/Request/ServiceHeader			
MessageTime	O	TIMESTAMP	The format of the should be YYYY-MM-DD(T)hh:mm:ss-Time Zone e.g 2011-01-12T18:41:12Z
MessageReference	O	AN 36	The unique message reference for this response.
WebstorePlatform	O	AN 20	Reserved for Third Party Vendors identification
WebstorePlatformVersion	O	AN 15	Reserved for Third Party Vendors identification
ShippingSystemPlatform	O	AN 20	Reserved for Third Party Vendors identification
ShippingSystemPlatformVersion	O	AN 15	Reserved for Third Party Vendors identification
PlugIn	O	AN 20	Reserved for Third Party Vendors identification
PlugInVersion	O	AN 15	Reserved for Third Party Vendors identification
PickUpRequest/PickUpShipment			
PickupTimestamp	M	AN 29	Identifies the date and time the package is tendered. The time is the local time of the shipment based on the shipper’s time zone. The date component must be in the format: YYYY-MMDD; the time component must be in the format: HH:MM:SS using a 24 hour clock. The date and time parts are separated by the letter T (e.g. 2010-02-05T14:00:00 GMT+01:00).

PickupLocationCloseTime	O	AN 5	Identifies the pickup location close time (i.e. what time do the premises where the collection is supposed to happen close). The value must be in local time. The value component must be HH:MM (using a 24-hours clock format, e.g. 14:00).
Remarks	O		
PickupLocation	O	AN 80	where the package should be picked up by DHL courier
PickupLocationType	O	“COMMERCIAL” , “RESIDENTIAL”	Possible Values: COMMERCIAL RESIDENTIAL
PickUpRequest/PickUpShipment/ShipmentDetails			
PickUpRequest/PickUpShipment/ShipmentDetails/ShipmentDetail			
ServiceType	O	AN 6	The shipping product requested for this shipment, corresponding to the DHL Global Product codes.
LocalServiceType	O	AN 3	DHL “local / country specific” Product Code used to ship the items. Important when shipping domestic products – please consult your DHL Express IT consultant if needed.
UnitOfMeasurement	M	“SI”, “SU”	The unit of measurement for the dimensions of the package. Possible values : - SI, international metric system(KG, CM) - SU, UK, US system of measurement (LB, IN)
Content	O	“DOCUMENTS”, “NON_DOCUMENTS”	The Content field details whether a shipment is non-dutiable (value DOCUMENTS) or dutiable (NON_DOCUMENTS). Depending on the nature of the contents of the shipment, is customs duties are applicable, different products may be offered by the DHL web services.
ShipmentIdentificationNumber	O		This field corresponds to the airbill number associated to this shipment.
NumberOfPieces	O		The number of pieces in the shipment.
ShipmentWeight	O	15.3 D	The total weight of the shipment.
DeclaredValue	O	18.3 D	The declared amount for the Shipment.

DeclaredValueCurrencyCode	O	AN 3	3 character currency code for the declared value.
PickUpRequest/PickUpShipment/ShipmentDetails/ShipmentDetail/SpecialServices (0:1)			
PickUpRequest/PickUpShipment/ShipmentDetails/ShipmentDetail/SpecialServices/Service (1:99)			
ServiceType	M	AN 6	Enter the DHL Express Service code you wish to add – i.e. II for insurance
ServiceValue	O	18.3 D	Monetary value of service (currently only applicable for Insurance)
CurrencyCode	O	AN 3	Currency code
PickUpRequest/PickUpShipment/ShipmentDetails/ShipmentDetail/Packages (1:1)			
PickUpRequest/PickUpShipment/ShipmentDetails/ShipmentDetail/Packages/RequestedPackages (1:99)			
@number	M	Integer	Running number of the packages.
Weight	M	15.3 D	The weight of the package.
CustomerReferences	O	AN 35	Customer Reference for the piece
PickUpRequest/PickUpShipment/ShipmentDetails/ShipmentDetail/Packages/RequestedPackages/Dimensions			
Length	M	10.3 D	Length of the piece listed.
Width	M	10.3 D	Width of the piece listed.
Height	M	10.3 D	Height of the piece listed.
PickUpRequest/PickUpShipment/SpecialPickupInstructions			
PickUpRequest/PickUpShipment/SpecialPickupInstructions/SpecialPickupInstruction			
Instruction	M	AN 80	Any special instructions user wish to send to the courier for the order pick-up
InstructionTypeCode	O	AN 3	This element is reserved for future use only
PickUpRequest/PickUpShipment/Billing			
ShipperAccountNumber	M	AN 9	The DHL account number used for the shipment. Used as the shipper account number.
ShippingPaymentType	M	AN 1	Possible values: <ul style="list-style-type: none"> - S (use ShipperAccountNumber as payer) - R (use BillingAccountNumber as bill-to receiver account number) - T (use BillingAccountNumber as bill-to third party account number) Please note if you use value R or T in this tag then the next tag

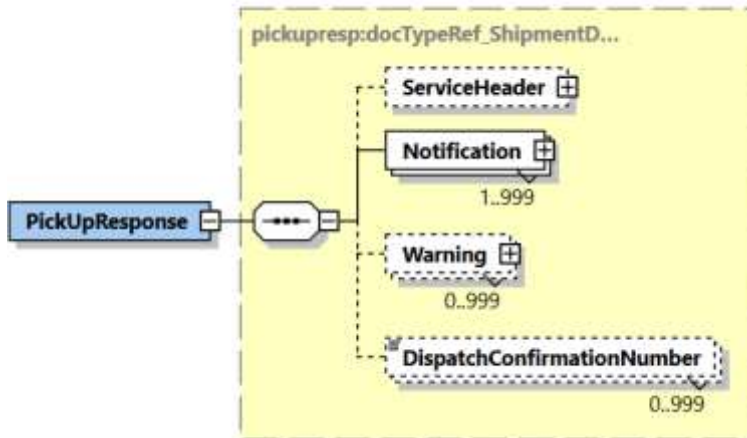
			<BillingAccountNumber> is also mandatory
BillingAccountNumber	O	AN 9	The DHL account number used for the shipment, if ShippingPaymentType is equal to R or T.
PickUpRequest/PickUpShipment/Ship (1:1)			
PickUpRequest/PickUpShipment/Ship/Shipper (1:1)			
PickUpRequest/PickUpShipment/Ship/Shipper/Contact (1:1)			
PersonName	M	AN 255	A contact name of a person who will ship the shipment.
CompanyName	M	AN 100	The company name the person is working in.
PhoneNumber	M	AN 70	The contact person phone number. In case of questions, this person can be called by the courier.
EmailAddress	O	AN 70	The email address of the contact person.
MobilePhoneNumber	O	AN 70	The mobile phone number of the contact person.
PickUpRequest/PickUpShipment/Ship/Shipper/Address (1:1)			
StreetLines	M	AN 45	The street line should contain street name and number of the shipper.
StreetName	O	AN 45	Shipper street name should be sent as separate attribute if feasible.
StreetNumber	O	AN 15	Shipper street number should be sent as separate attribute, if feasible.
StreetLines2	O	AN 45	Shipper additional address information
StreetLines3	O	AN 45	Shipper additional address information
City	M	AN 45	Shipper city name
Suburb	O	AN 45	Shipper suburb
StateOrProvinceCode	O	AN 2	2 Letter state code for the USA only
PostalCode	M	AN 12	Shipper postal code
CountryCode	M	AN 2	ISO 2 character codes of the Shipper country.
PickUpRequest/PickUpShipment/Ship/Pickup (0:1)			
PickUpRequest/PickUpShipment/Ship/Pickup/Contact (1:1)			

PersonName	M	AN 255	A contact person of the pickup location.
CompanyName	M	AN 100	The company name the person is working in.
PhoneNumber	M	AN 70	The contact person phone number. In case of questions, this person can be called by the courier.
EmailAddress	O	AN 70	The email address of the contact person.
MobilePhoneNumber	O	AN 70	The mobile phone number of the contact person.
PickUpRequest/PickUpShipment/Ship/Pickup/Address (1:1)			
StreetLines	M	AN 45	The street line should contain street name and number of the pickup location.
StreetName	O	AN 45	Pickup street name should be sent as separate attribute if feasible.
StreetNumber	O	AN 15	Pickup street number should be sent as separate attribute, if feasible.
StreetLines2	O	AN 45	Pickup additional address information
StreetLines3	O	AN 45	Pickup additional address information
City	M	AN 45	Pickup city name
Suburb	O	AN 45	Pickup suburb
StateOrProvinceCode	O	AN 2	2 Letter state code for the USA only
PostalCode	M	AN 12	Pickup postal code
CountryCode	M	AN 2	ISO 2 character codes of the Pickup country.
PickUpRequest/PickUpShipment/Ship/BookingRequestor (0:1)			
PickUpRequest/PickUpShipment/Ship/BookingRequestor/Contact (1:1)			
PersonName	M	AN 255	A contact person of the pickup location.
CompanyName	M	AN 100	The company name the person is working in.
PhoneNumber	M	AN 70	The contact person phone number. In case of questions, this person can be called by the courier.
EmailAddress	O	AN 70	The email address of the contact person.
MobilePhoneNumber	O	AN 70	The mobile phone number of the contact person.
PickUpRequest/PickUpShipment/Ship/BookingRequestor/Address (1:1)			
StreetLines	M	AN 45	The street line should contain street name and number of the pickup location.
StreetName	O	AN 45	Pickup street name should be sent as separate attribute if feasible.
StreetNumber	O	AN 15	Pickup street number should be sent as separate attribute, if feasible.

StreetLines2	O	AN 45	Pickup additional address information
StreetLines3	O	AN 45	Pickup additional address information
City	M	AN 45	Pickup city name
Suburb	O	AN 45	Pickup suburb information
StateOrProvinceCode	O	AN 2	2 Letter state code for the USA only
PostalCode	M	AN 12	Pickup postal code
CountryCode	M	AN 2	ISO 2 character codes of the Pickup country.
PickUpRequest/PickUpShipment/Ship/Recipient (0:1)			
PickUpRequest/PickUpShipment/Ship/Recipient/Contact (1:1)			
PersonName	M	AN 255	A contact name of a person who will receive the shipment.
CompanyName	M	AN 100	The company name the person is working in.
PhoneNumber	M	AN 70	The contact person phone number. In case of questions, this person can be called by the courier.
EmailAddress	O	AN 70	The email address of the contact person.
MobilePhoneNumber	O	AN 70	The mobile phone number of the contact person.
PickUpRequest/PickUpShipment/Ship/Recipient/Address (1:1)			
StreetLines	M	AN 45	The street line should contain street name and number of the receiver.
StreetName	O	AN 45	Recipient street name should be sent as separate attribute if feasible.
StreetNumber	O	AN 15	Recipient street number should be sent as separate attribute, if feasible.
StreetLines2	O	AN 45	Recipient additional address information
StreetLines3	O	AN 45	Recipient additional address information
City	M	AN 45	Recipient city name
Suburb	O	AN 45	Recipient suburb information
StateOrProvinceCode	O	AN 2	2 Letter state code for the USA only
PostalCode	M	AN 12	Recipient postal code
CountryCode	M	AN 2	ISO 2 character codes of the Receiver country.

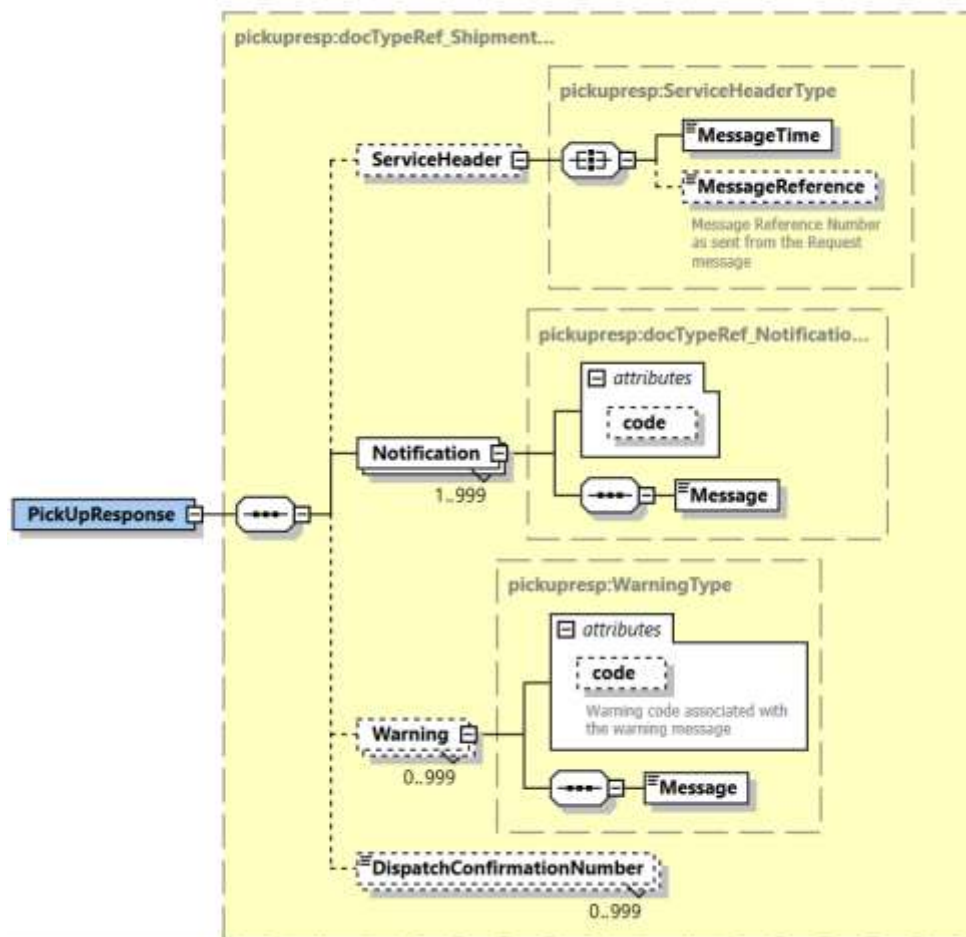
10.4 REQUESTPICKUP – OUTPUT

The following diagram shows an overview of the requestPickup response structure. The critical information to derive from this response are the notification codes for the response and the DHL internal dispatch confirmation number.



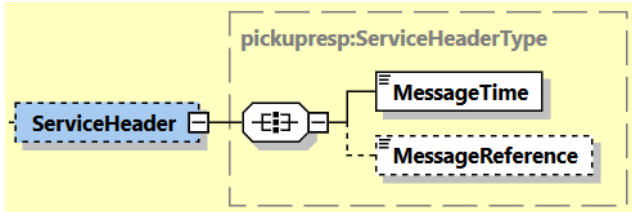
10.4.1 RequestPickUp Response Schema Diagram

Each of the individual sections of RequestPickUp Response is shown below in the schema diagram, with context, and a detailed description of each field follows in the Output Field List.



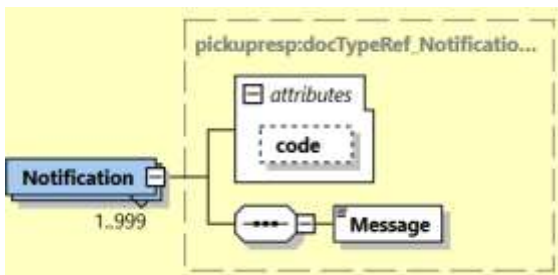
10.4.2 RequestPickUp Output: ServiceHeader

The ServiceHeader structure includes the MessageTime which is the time the request was processed and MessageReference which will have the same value as provided in Request Message. Customer can track messages by this reference.



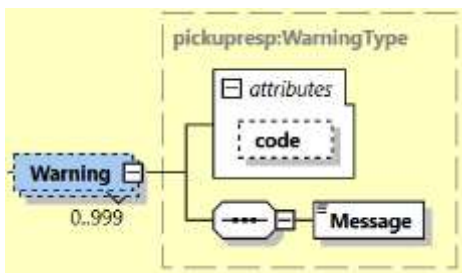
10.4.3 RequestPickUp Output: Notification

The Notification structure includes the result code and message, based on the results of the processing. Successful messages will include a zero error code and no corresponding message, while exceptions have both code and message.



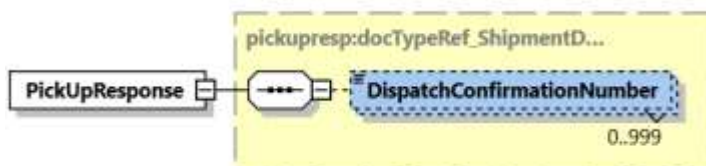
10.4.4 RequestPickUp Output: Warning

The Warning structure includes the result code and message, based on the results of the processing. This is for future use.



10.4.4 RequestPickUp Output: DispatchConfirmationNumber

This field is the confirmation number generated by the creation of a pickup. This data will need to be persisted if the web service consumer intends to utilize the UpdatePickup or DeleteShipment functionality, as it is a required field.



10.5 REQUEST PICKUP RESPONSE – OUTPUT FIELD LIST

Request Pickup Response xml fields (Source)	Mandatory/ Optional	Values or Constraints	Comments
PickUpResponse			
DispatchConfirmationNumber	O	AN 15	The booking reference number.
PickUpResponse/ServiceHeader			
MessageTime	M	TIMESTAMP	The format of the should be YYYY-MM-DD(T)hh:mm:ssZ e.g 2011-01-12T18:41:12Z
MessageReference	O	AN 36	MessageReference as send from request message
ServiceInvocationID	M		This element will get populate when existing or new customers has provided the <Request> element in the request message. This information will get populate in Response in all Error and Success scenarios
PickUpResponse/Notification			
@code	M	N 6	Error > 0 or Success Code = 0
Message	M		Response Message, see Error codes for more details
PickUpResponse/Warning			
@code	M	N 6	For future use
Message	M		For future use

11. UPDATEPICKUP

11.1 UPDATEPICKUP – DESCRIPTION

The UpdatePickUp request allows users to modify a previous successful remote/import and local pickups using the DHL Express Pickup confirmation number – GRN (DispatchConfirmationNumber).

Update booking of a previous successful pickup requests are subject to entire consolidated booking if applicable.

Update booking feature

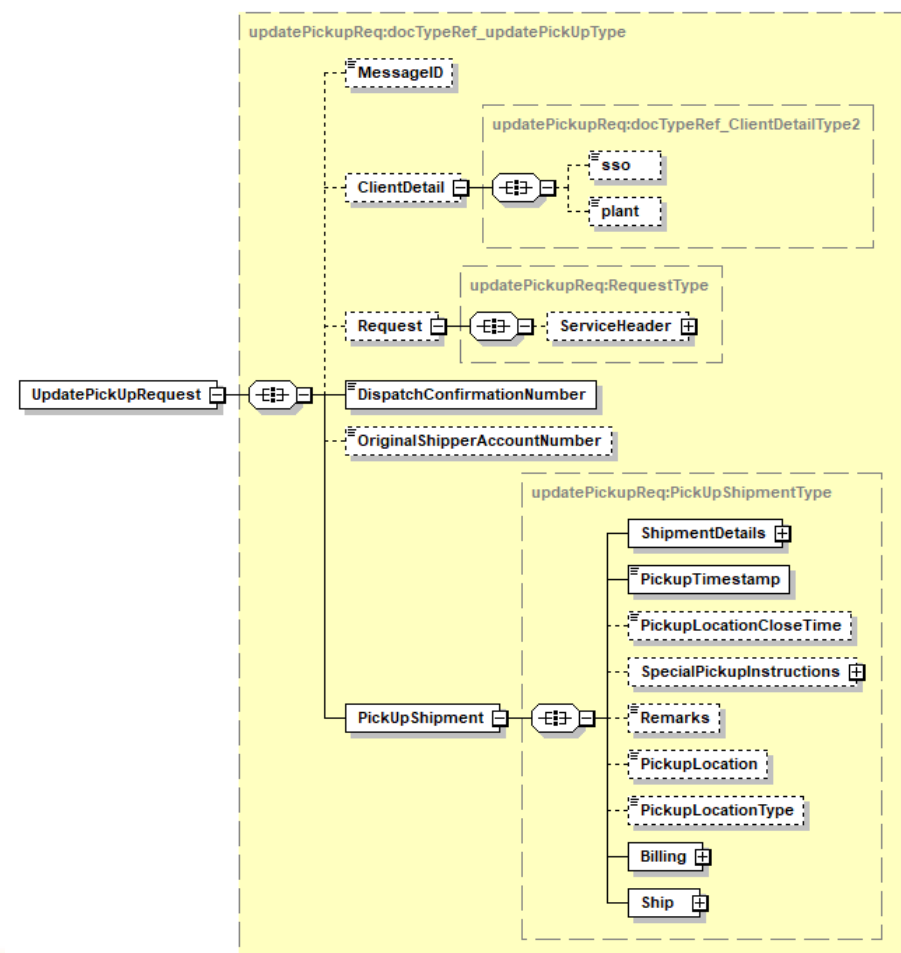
It is not possible to update a local pickup to remote and vice versa. An error message will be thrown in this instance.

11.2 UPDATEPICKUP – INPUT

The following diagram shows an overview of the request input structure.

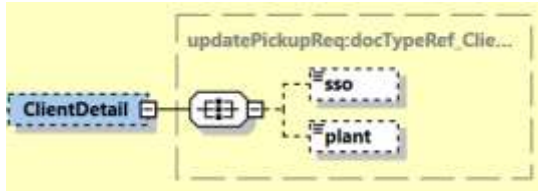
11.2.1 UpdatePickUp Schema Diagram

Each of the individual sections of UpdatePickUp is shown below in the schema diagram, with context, and a detailed description of each field.



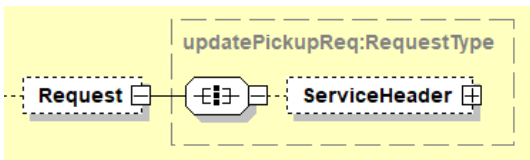
11.2.2 UpdatePickUp Input: ClientDetail

Within the UpdatePickUp Service, the ClientDetail is an optional node for reference use, and does not affect functionality.



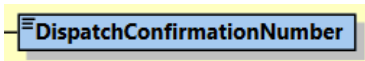
11.2.3 UpdatePickUp Input: Request

Optional section to populate information used to identify customer request for troubleshooting or tracking. DHL Express recommends that this information is provided.



11.2.4 UpdatePickUp Input: DispatchConfirmationNumber

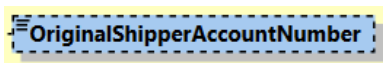
Mandatory field to populate the confirmation number received from the previous successful request pickup. Customer can modify/update the pickup request only if it is in an active state. In case the provided <DispatchConfirmationNumber> is inactive an error message will be returned.



11.2.5 UpdatePickUp Input: OriginalShipperAccountNumber

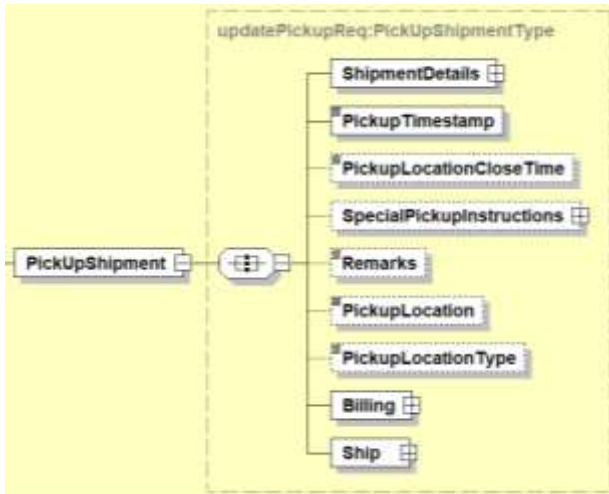
Customers who wish to perform authentication before modify of pickup must populate this field with their account number. The account number should match with the original account number which they used to create the initial pickup request.

An error message will be thrown if there is a mismatch of account number between the original request and update request.



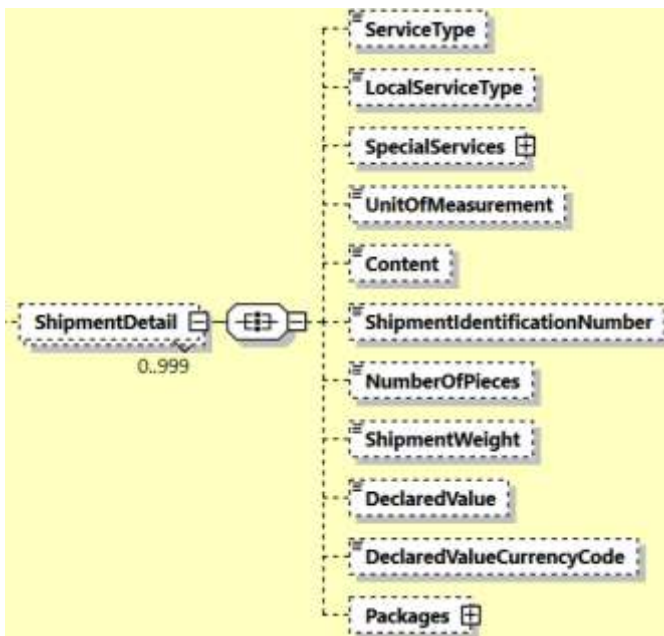
11.2.6 UpdatePickUp Input: PickupShipment

The root of the UpdatePickUp holds the shipment details, pickup time stamp, optional pickup location close time, special pickup instructions, remarks, pickup location (i.e. front door, reception etc.) and pickup location type. The mandatory elements ShipmentDetails, PickupTimestamp, Billing, and Ship are required for creating a request pickup.



11.2.6.1 UpdatePickUp Input: ShipmentDetails

The ShipmentDetails section contains the **ServiceType** (Global Product Code eg. “P” for Express Worldwide), **LocalServiceType** (Local Product Code), **SpecialServices** (Special Service Code eg. “II” for Shipment Insurance), the **UnitOfMeasurement** (SI or SU), and **Content** (Documents/Non_Documents), **ShipmentIdentificationNumber** (Waybill), **NumberOfPieces**, **ShipmentWeight**, **DeclaredValue**, **DeclaredValueCurrencyCode** and **Packages** that is applicable to the pickup.



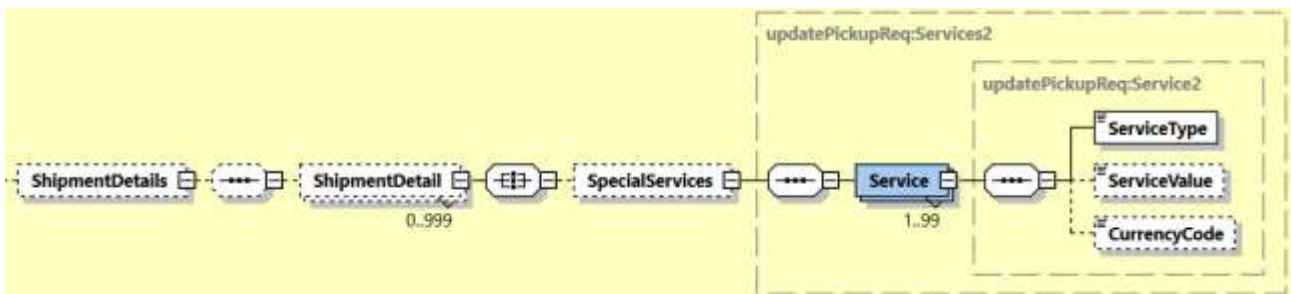
- **ServiceType** – The shipping product requested for this shipment, corresponding to the DHL Global Product codes.



- **LocalServiceType** – DHL “local / country specific” Product Code used to ship the items. Important when shipping domestic products – please consult your DHL Express IT consultant if needed.



- **SpecialServices** – The SpecialServices section communicates additional shipping services, such as Insurance (or Shipment Value Protection). For example, to support Insurance, the **ServiceType** would have a value of ‘I1’, which the **ServiceValue** and **CurrencyCode** containing the insured value and currency, respectively. Please note that for all other Value Added Service like Saturday Delivery, Dangerous goods etc you do not need to declare the service charge and currency.



- **UnitOfMeasurement** – The UnitOfMeasurement node conveys the unit of measurements used in the operation. This single value corresponds to the units of weight and measurement used throughout the message processing. The value of ‘SI’ corresponds to KG and CM, respectively, while the value of ‘SU’ corresponds to LB and IN, respectively.

An error message will be thrown to customer if UnitOfMeasurement is missing in RequestPickUp.



- **Content** – The Content field details whether a shipment is non-dutiable (value DOCUMENTS) or dutiable (NON_DOCUMENTS). Depending on the nature of the contents of the shipment, is customs duties are applicable, different products may be offered by the DHL web services.



- **ShipmentIdentificationNumber** – This field corresponds to the airbill number associated to this shipment.



- **NumberOfPieces** – The number of pieces in the shipment.



- **ShipmentWeight** – The total weight of the Shipment.



- **DeclaredValue** – The declared amount for the Shipment.

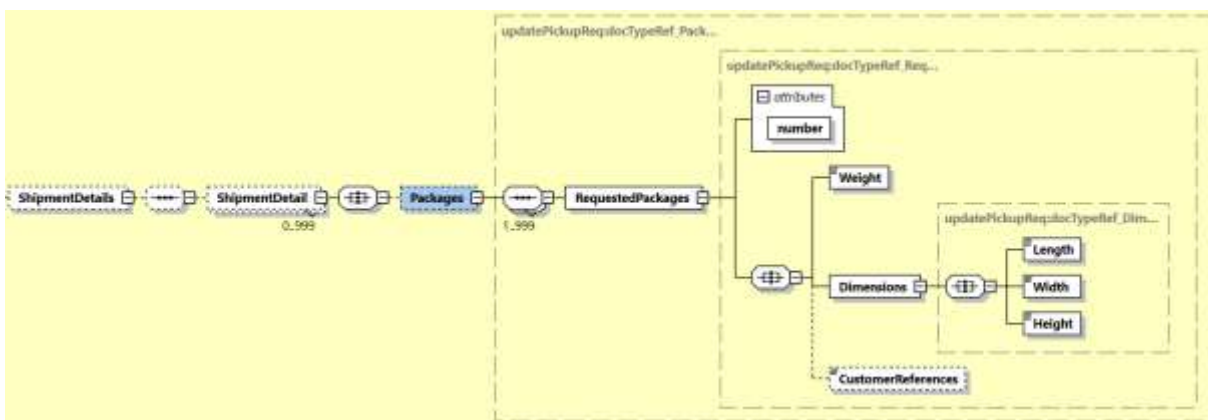


- **DeclaredValueCurrencyCode** – The currency code of the declared value for shipment.



- **Packages** – The Packages section details the contents of individual pieces (or discrete shipping containers) within the shipment. The minimum number of packages or pieces in a shipment is one and the upper limit is 999. The **Weight** and **Dimensions** fields represent the weight and dimensions of the individual pieces. The **CustomerReferences** field is used as the Piece Reference.

An error message will be thrown to customer if Packages is missing. At least one piece details is required for booking request.



11.2.6.2 UpdatePickUp Input: PickupShipment – PickupTimestamp – The provided PickupTimestamp in the request message will be validated to ensure the format of provided timestamp is valid. Also, pick up date cannot be in the past or more than 28 days in future. Sample – “2017-10-12T17:30:00GMT+00:00”.

An error message will be thrown to customer if provided pickup date is more than 28 days.

11.2.6.3 UpdatePickUp Input: PickupShipment – PickupLocationCloseTime – When the pickup location close time is provided in the request message, the close time will be validated against pickup timestamp. If the pickup time is later than provided close time, an error message will be thrown to customer. Sample – “12:00”.

11.2.6.4 UpdatePickUp Input: PickupShipment – SpecialPickupInstructions – any special instructions you wish to send to the courier for the order pick-up is to be provided in field **Instruction**. **InstructionTypeCode** element is reserved for future use.

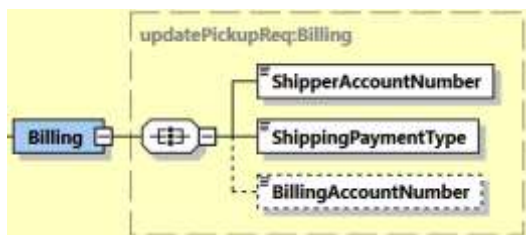


11.2.6.5 RequestPickUp Input: PickupShipment – Remarks – any remarks for pickup of the shipment.

11.2.6.6 RequestPickUp Input: PickupShipment – PickupLocation – where the package should be picked up by DHL courier.

11.2.6.7 RequestPickUp Input: PickupShipment – PickupLocationType – the type of pickup location. Possible values “COMMERCIAL” and “RESIDENTIAL”.

11.2.6.8 RequestPickUp Input: PickupShipment – Billing – the Billing structure conveys the Shipper Account Number (Similar like ShipmentRequest and RateRequest). Receiver or third party account number as payer can be used if required.



- **ShipperAccountNumber**
 - o The DHL account number used for the shipment. Used as the shipper account number.
- **ShippingPaymentType**
 - o Possible values:
 - S (use ShipperAccountNumber as payer)
 - R (use BillingAccountNumber as bill-to receiver account number)
 - T (use BillingAccountNumber as bill-to third party account number)

Please note if you use value R or T in this tag then the next tag <BillingAccountNumber> is also mandatory.

- **BillingAccountNumber**
 - o The DHL account number used for the shipment, if ShippingPaymentType is equal to R or T.

An error message will be thrown when customer provided the <ShippingPaymentType> value as R or T and <BillingAccountNumber> is not provided.

11.2.6.9 UpdatePickUp Input: PickupShipment – Ship

The Ship section outlines the Shipper, Pickup, Recipient and BookingRequestor addresses.

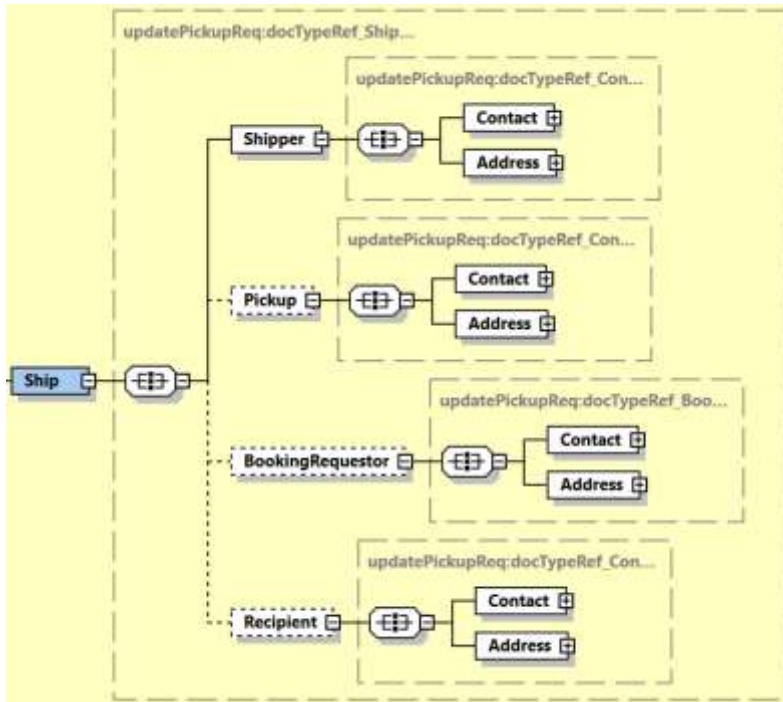
Shipper – Is the address of the individual/company that is shipping the parcels

Pickup Address – is optional in case the pickup address is different to the shipper address

Booking Requestor – is optional in case the booking requestor is not the same the shipper

Recipient – Is the destination address where the shipment is to be delivered

For Remote Booking Requests, Booking Requestor and Recipient details are mandatory. An error message will be thrown when Booking Requestor and Recipient details is missing for remote booking. For Regular Booking Requests, Recipient details is optional.



11.3 UPDATEPICKUP REQUEST – INPUT FIELD LIST

UpdatePickUp fields	M/O	Values or Constraints	Comments
UpdatePickUpRequest			
DispatchConfirmationNumber	M	AN 15	Mandatory field to populate the confirmation number received from the previous successful request pickup. Customer can modify/update the pickup request only if it is in active state. In case the provided DispatchConfirmationNumber> is inactive user will receive error response.
OriginalShipperAccountNumber	M/O	AN 12	Customers who wish to perform authentication before modify of pickup must populate this field with their account number. The account number should match with the original account number which they used to create the initial pickup request. Customer who wish to perform account number verification must contact their DHL integration point of contact for configuration setup.
UpdatePickUpRequest/ClientDetail			
sso	O		This field is for internal use only
plant	O		This field is for internal use only
UpdatePickUpRequest/Request			
UpdatePickUpRequest/Request/ServiceHeader			
MessageTime	O	TIMESTAMP	The format of the should be YYYY-MM-DD(T)hh:mm:ss-Time Zone e.g 2011-01-12T18:41:12Z
MessageReference	O	AN 36	The unique message reference for this response.
WebstorePlatform	O	AN 20	Reserved for Third Party Vendors identification
WebstorePlatformVersion	O	AN 15	Reserved for Third Party Vendors identification

ShippingSystemPlatform	O	AN 20	Reserved for Third Party Vendors identification
ShippingSystemPlatformVersion	O	AN 15	Reserved for Third Party Vendors identification
PlugIn	O	AN 20	Reserved for Third Party Vendors identification
PlugInVersion	O	AN 15	Reserved for Third Party Vendors identification
UpdatePickUpRequest/PickUpShipment			
PickupTimestamp	M	AN 29	Identifies the date and time the package is tendered. The time is the local time of the shipment based on the shipper’s time zone. The date component must be in the format: YYYY-MMDD; the time component must be in the format: HH:MM:SS using a 24 hour clock. The date and time parts are separated by the letter T (e.g. 2010-02-05T14:00:00 GMT+01:00).
PickupLocationCloseTime	O	AN 5	Identifies the pickup location close time (i.e. what time do the premises where the collection is supposed to happen close). The value must be in local time. The value component must be HH:MM (using a 24-hours clock format, e.g. 14:00).
Remarks	O		
PickupLocation	O	AN 80	where the package should be picked up by DHL courier
PickupLocationType	O	“COMMERCIAL”, “RESIDENTIAL”	Possible Values: COMMERCIAL RESIDENTIAL
UpdatePickUpRequest/PickUpShipment/ShipmentDetails			
UpdatePickUpRequest/PickUpShipment/ShipmentDetails/ShipmentDetail			
ServiceType	O	AN 6	The shipping product requested for this shipment, corresponding to the DHL Global Product codes.
LocalServiceType	O	AN 3	DHL “local / country specific” Product Code used to ship the items. Important when shipping domestic products – please consult your DHL Express IT consultant if needed.

UnitOfMeasurement	M	“SI”, “SU”	The unit of measurement for the dimensions of the package. Possible values : - SI, international metric system (KG, CM) - SU, UK, US system of measurement (LB, IN)
Content	O	“DOCUMENTS”, “NON_DOCUMENTS”	The Content field details whether a shipment is non-dutiable (value DOCUMENTS) or dutiable (NON_DOCUMENTS). Depending on the nature of the contents of the shipment, is customs duties are applicable, different products may be offered by the DHL web services.
ShipmentIdentificationNumber	O		This field corresponds to the airbill number associated to this shipment.
NumberOfPieces	O		The number of pieces in the shipment.
ShipmentWeight	O	15.3 D	The total weight of the shipment.
DeclaredValue	O	18.3 D	The declared amount for the Shipment.
DeclaredValueCurrencyCode	O	AN 3	3 character currency code for the declared value.

UpdatePickUpRequest/PickUpShipment/ShipmentDetails/ShipmentDetail/SpecialServices (0:1)

UpdatePickUpRequest/PickUpShipment/ShipmentDetails/ShipmentDetail/SpecialServices/Service (1:99)

ServiceType	M	AN 6	Enter the DHL Express Service code you wish to add – i.e. II for insurance
ServiceValue	O	18.3 D	Monetary value of service (currently only applicable for Insurance)
CurrencyCode	O	AN 3	Currency code

UpdatePickUpRequest/PickUpShipment/ShipmentDetails/ShipmentDetail/Packages/RequestedPackages

@number	M	Integer	Running number of the packages.
Weight	M	15.3 D	The weight of the package.

UpdatePickUpRequest/PickUpShipment/ShipmentDetails/ShipmentDetail/Packages/RequestedPackages /Dimensions

Length	M	10.3 D	Length of the piece listed.
Width	M	10.3 D	Width of the piece listed.
Height	M	10.3 D	Height of the piece listed.

UpdatePickUpRequest/PickUpShipment/SpecialPickupInstructions

UpdatePickUpRequest/PickUpShipment/SpecialPickupInstructions/SpecialPickupInstruction			
Instruction	M	AN 80	Any special instructions user wish to send to the courier for the order pick-up
InstructionTypeCode	O	AN 3	This element is reserved for future use only
UpdatePickUpRequest/PickUpShipment/Billing			
ShipperAccountNumber	M	AN 9	The DHL account number used for the shipment. Used as the shipper account number.
ShippingPaymentType	M	AN 1	Possible values: <ul style="list-style-type: none"> - S (use ShipperAccountNumber as payer) - R (use BillingAccountNumber as bill-to receiver account number) - T (use BillingAccountNumber as bill-to third party account number) Please note if you use value R or T in this tag then the next tag <BillingAccountNumber> is also mandatory
BillingAccountNumber	O	AN 9	The DHL account number used for the shipment, if ShippingPaymentType is equal to R or T.
UpdatePickUpRequest/PickUpShipment/Ship (1:1)			
UpdatePickUpRequest/PickUpShipment/Ship/Shipper (1:1)			
UpdatePickUpRequest/PickUpShipment/Ship/Shipper/Contact (1:1)			
PersonName	M	AN 255	A contact name of a person who will ship the shipment.
CompanyName	M	AN 100	The company name the person is working in.
PhoneNumber	M	AN 70	The contact person phone number. In case of questions, this person can be called by the courier.
EmailAddress	O	AN 70	The email address of the contact person.
MobilePhoneNumber	O	AN 70	The mobile phone number of the contact person.
UpdatePickUpRequest/PickUpShipment/Ship/Shipper/Address (1:1)			
StreetLines	M	AN 45	The street line should contain street name and number of the shipper.
StreetName	O	AN 45	Shipper street name should be sent as separate attribute if feasible.
StreetNumber	O	AN 15	Shipper street number should be sent as separate attribute, if feasible.

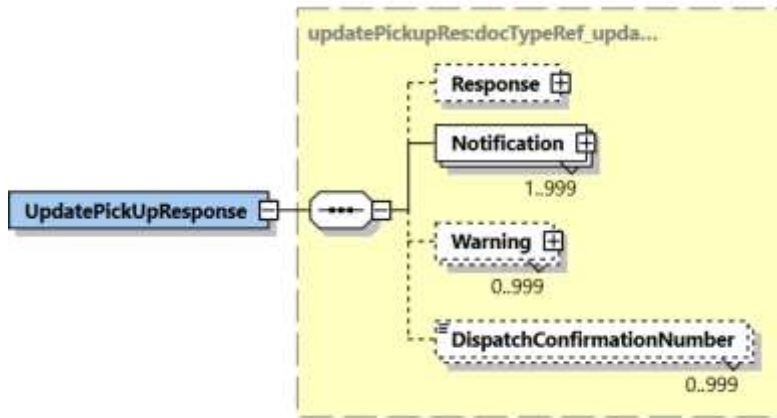
StreetLines2	O	AN 45	Shipper additional address information
StreetLines3	O	AN 45	Shipper additional address information
City	M	AN 45	Shipper city name
Suburb	O	AN 45	Shipper suburb
StateOrProvinceCode	O	AN 2	2 Letter state code for the USA only
PostalCode	M	AN 12	Shipper postal code
CountryCode	M	AN 2	ISO 2 character codes of the Shipper country.
UpdatePickUpRequest/PickUpShipment/Ship/Pickup(0:1)			
UpdatePickUpRequest/PickUpShipment/Ship/Pickup/Contact (1:1)			
PersonName	M	AN 255	A contact person of the pickup location.
CompanyName	M	AN 100	The company name the person is working in.
PhoneNumber	M	AN 70	The contact person phone number. In case of questions, this person can be called by the courier.
EmailAddress	O	AN 70	The email address of the contact person.
MobilePhoneNumber	O	AN 70	The mobile phone number of the contact person.
UpdatePickUpRequest/PickUpShipment/Ship/Pickup/Address (1:1)			
StreetLines	M	AN 45	The street line should contain street name and number of the pickup location.
StreetName	O	AN 45	Pickup street name should be sent as separate attribute if feasible.
StreetNumber	O	AN 15	Pickup street number should be sent as separate attribute, if feasible.
StreetLines2	O	AN 45	Pickup additional address information
StreetLines3	O	AN 45	Pickup additional address information
City	M	AN 45	Pickup city name
Suburb	O	AN 45	Pickup suburb
StateOrProvinceCode	O	AN 2	2 Letter state code for the USA only
PostalCode	M	AN 12	Pickup postal code
CountryCode	M	AN 2	ISO 2 character codes of the Pickup country.
UpdatePickUpRequest/PickUpShipment/Ship/BookingRequestor (0:1)			
UpdatePickUpRequest/PickUpShipment/Ship/BookingRequestor/Contact (1:1)			
PersonName	M	AN 255	A contact person of the pickup location.

CompanyName	M	AN 100	The company name the person is working in.
PhoneNumber	M	AN 70	The contact person phone number. In case of questions, this person can be called by the courier.
EmailAddress	O	AN 70	The email address of the contact person.
MobilePhoneNumber	O	AN 70	The mobile phone number of the contact person.
UpdatePickUpRequest/PickUpShipment/Ship/BookingRequestor/Address (1:1)			
StreetLines	M	AN 45	The street line should contain street name and number of the pickup location.
StreetName	O	AN 45	Pickup street name should be sent as separate attribute if feasible.
StreetNumber	O	AN 15	Pickup street number should be sent as separate attribute, if feasible.
StreetLines2	O	AN 45	Pickup additional address information
StreetLines3	O	AN 45	Pickup additional address information
City	M	AN 45	Pickup city name
Suburb	O	AN 45	Pickup suburb information
StateOrProvinceCode	O	AN 2	2 Letter state code for the USA only
PostalCode	M	AN 12	Pickup postal code
CountryCode	M	AN 2	ISO 2 character codes of the Pickup country.
UpdatePickUpRequest/PickUpShipment/Ship/Recipient (0:1)			
UpdatePickUpRequest/PickUpShipment/Ship/Recipient/Contact (1:1)			
PersonName	M	AN 255	A contact name of a person who will receive the shipment.
CompanyName	M	AN 100	The company name the person is working in.
PhoneNumber	M	AN 70	The contact person phone number. In case of questions, this person can be called by the courier.
EmailAddress	O	AN 70	The email address of the contact person.
MobilePhoneNumber	O	AN 70	The mobile phone number of the contact person.
UpdatePickUpRequest/PickUpShipment/Ship/Recipient/Address (1:1)			
StreetLines	M	AN 45	The street line should contain street name and number of the receiver.
StreetName	O	AN 45	Recipient street name should be sent as separate attribute if feasible.
StreetNumber	O	AN 15	Recipient street number should be sent as separate attribute, if feasible.
StreetLines2	O	AN 45	Recipient additional address information

StreetLines3	O	AN 45	Recipient additional address information
City	M	AN 45	Recipient city name
Suburb	O	AN 45	Recipient suburb information
StateOrProvinceCode	O	AN 2	2 Letter state code for the USA only
PostalCode	M	AN 12	Recipient postal code
CountryCode	M	AN 2	ISO 2 character codes of the Receiver country.

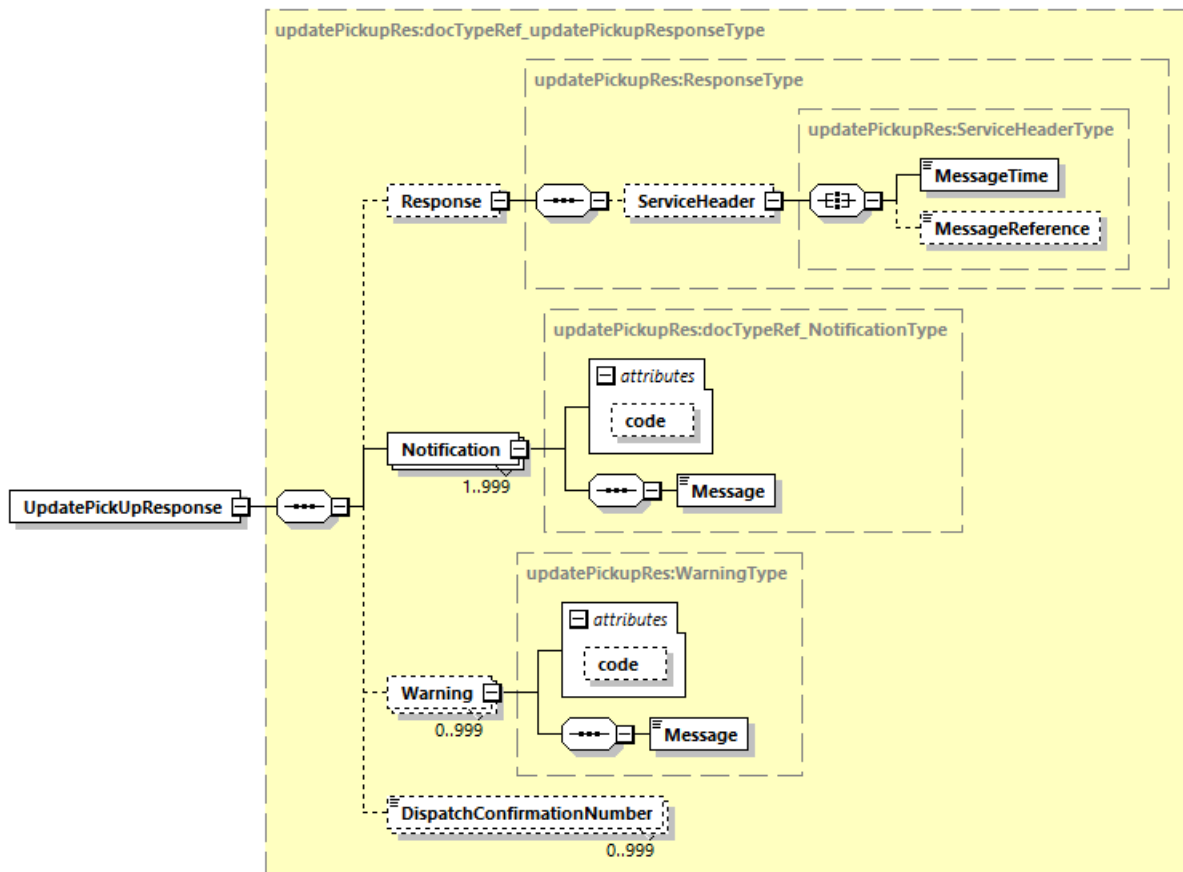
11.4 UPDATEPICKUP – OUTPUT

The following diagram shows an overview of the UpdatePickUp response structure. The critical information to derive from this response are the notification codes for the response and the DHL internal dispatch confirmation number.



10.4.1 UpdatePickUp Response Schema Diagram

Each of the individual sections of UpdatePickUp Response is shown below in the schema diagram, with context, and a detailed description of each field follows in the Output Field List.

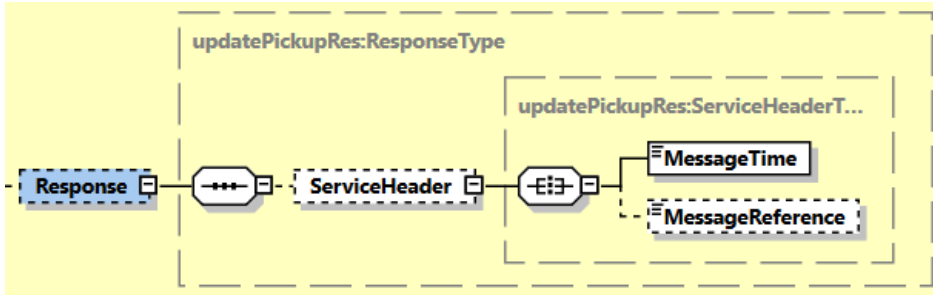


Generated by XMLSpy

www.altova.com

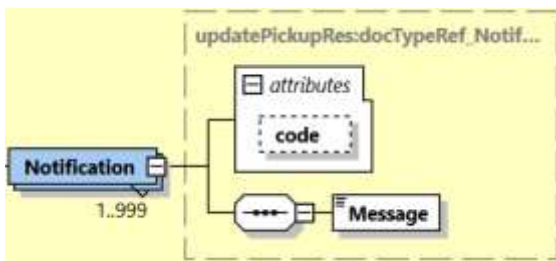
11.4.2 UpdatePickUp Output: Response

The Response structure includes the ServiceHeader which has MessageTime and MessageReference. MessageTime which is the time the request was processed and MessageReference which will have the same value as provided in Request Message. Customer can track messages by this reference.



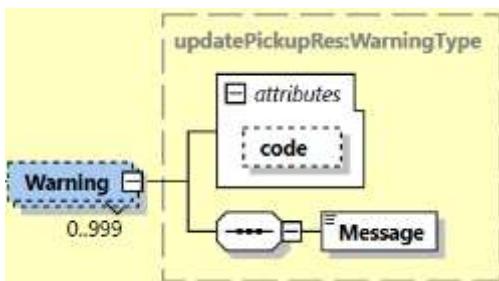
10.4.3 UpdatePickUp Output: Notification

The Notification structure includes the result code and message, based on the results of the processing. Successful messages will include a zero error code and no corresponding message, while exceptions have both code and message.



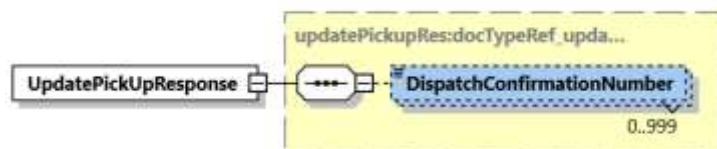
10.4.4 UpdatePickUp Output: Warning

The Warning structure includes the result code and message, based on the results of the processing. This is for future use.



10.4.4 UpdatePickUp Output: DispatchConfirmationNumber

This field is the confirmation number generated by the creation of a pickup, if requested. This data will need to be persisted if the web service consumer intends to utilize the UpdatePickup or DeleteShipment functionality, as it is a required field.



11.5 UPDATEPICKUP RESPONSE – OUTPUT FIELD LIST

UpdatePickUp Response xml fields (Source)	Mandatory/ Optional	Values or Constraints	Comments
UpdatePickUpResponse			
DispatchConfirmationNumber	O	AN 15	The booking reference number.
UpdatePickUpResponse/ServiceHeader			
MessageTime	M	TIMESTAMP	The format of the should be YYYY-MM-DD(T)hh:mm:ssZ e.g 2011-01-12T18:41:12Z
MessageReference	O	AN 36	MessageReference as send from request message
UpdatePickUpResponse/Notification			
@code	M	N 6	Error > 0 or Success Code = 0
Message	M		Response Message, see Error codes for more details
UpdatePickUpResponse/Warning			
@code	M	N 6	For future use
Message	M		For future use

12. ADDRESSVALIDATE

12.1 ADDRESSVALIDATE – DESCRIPTION

The AddressValidate request will return DHL’s nearest service area details for a certain origin or destination address in the input data. Service area details include the GMT offset, city and country name.

There are two modes of address validation that can be performed – 1) StrictValidation is Y, or 2) StrictValidation is N.

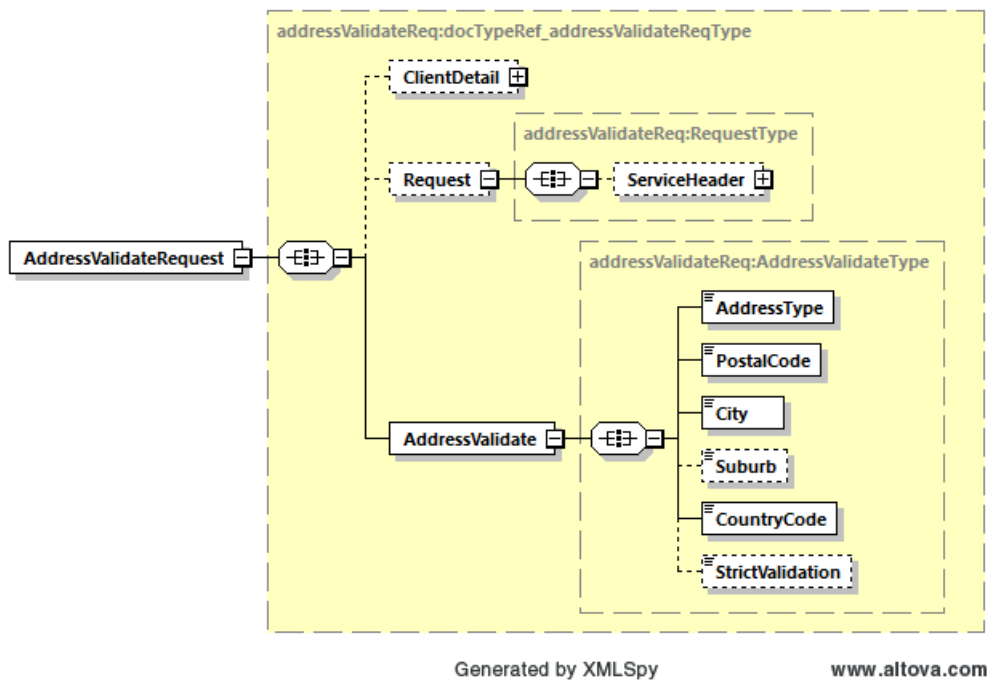
- StrictValidation = **Y** the service will return a success result only when an exact match is found with the input city, postal code, country
- StrictValidation = **N** the service will return success results even when partial match is found with the input city, postal code, country

12.2 ADDRESSVALIDATE – INPUT

The following diagram shows an overview of the request input structure.

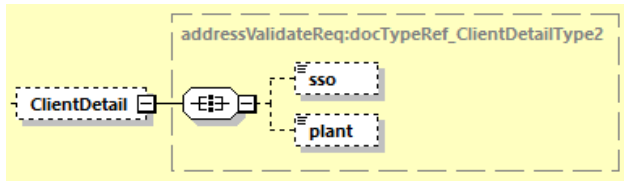
12.2.1 AddressValidate Schema Diagram

Each of the individual sections of AddressValidate request is shown below in schema diagram, with context, and a detailed description of each field follows in the Input Field List.



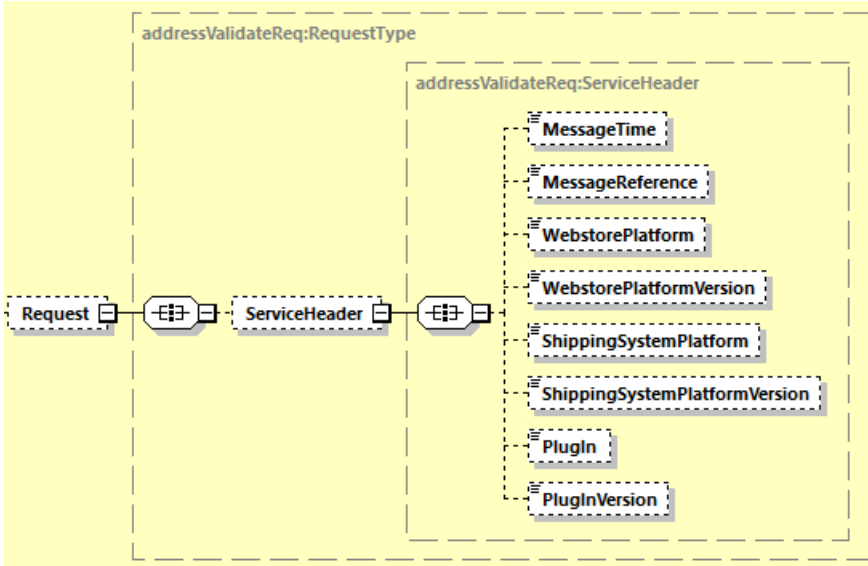
12.2.2 AddressValidate Input: ClientDetail

Within the AddressValidate Service, the ClientDetail is an optional node for reference use, and does not affect functionality.



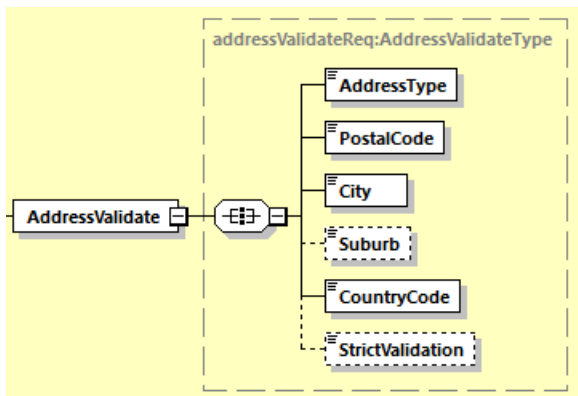
12.2.3 AddressValidate Input: Request

Optional section to populate information used to identify customer request for troubleshooting or tracking. DHL Express recommends that this information is provided.



12.2.3 AddressValidate Input: AddressValidate

AddressValidate holds the address type, postal code, city name, suburb and country code and the indicator StrictValidation (Y / N). AddressValidate service will default StrictValidation as Y, if not provided.



12.3 ADDRESSVALIDATE REQUEST – INPUT FIELD LIST

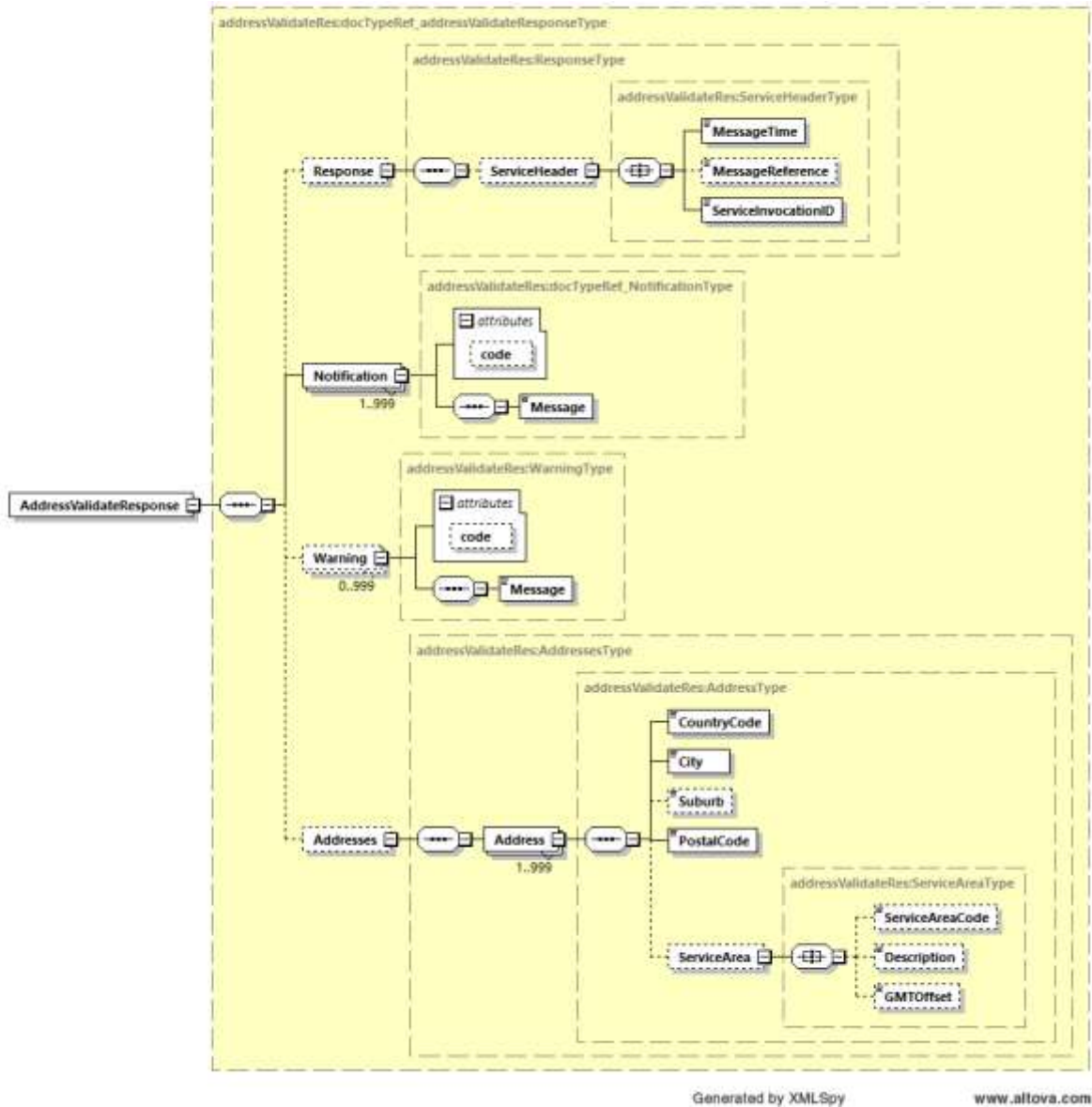
AddressValidate Request fields	M/O	Values or Constraints	Comments
AddressValidateRequest			
AddressValidateRequest /ClientDetail			
ssso	O		This field is for internal use only
plant	O		This field is for internal use only
AddressValidateRequest/Request			
AddressValidateRequest/Request/ServiceHeader			
MessageTime	O	Timestamp	Format: YYYY-MM-DD(T)hh:mm:ssZ e.g 2020-01-12T08:41:12Z
MessageReference	O	AN 36	Message reference, between 28 to 36 characters in length.
WebstorePlatform	O	AN 20	Reserved for Third Party Vendors identification
WebstorePlatformVersion	O	AN 15	Reserved for Third Party Vendors identification
ShippingSystemPlatform	O	AN 20	Reserved for Third Party Vendors identification
ShippingSystemPlatformVersion	O	AN 15	Reserved for Third Party Vendors identification
PlugIn	O	AN 20	Reserved for Third Party Vendors identification
PlugInVersion	O	AN 15	Reserved for Third Party Vendors identification
AddressValidateRequest/AddressValidate			

AddressType	M	Enumerated	Indicator whether the address in the input data is an origin address or destination address
PostalCode	M	AN 12	Postal code
City	M	AN 45	City name
Suburb	O	AN 45	Suburb (if applicable)
CountryCode	M	AN 2	ISO 2 character code
StrictValidation	O	Enumerated	Optional indicator on mode of validation to be performed “Y” – the service will return a success result only when an exact match is found with the input city / postal code / country “N” – the service will return success results even when partial match is found with the input city / postal code / country

12.4 ADDRESSVALIDATE – OUTPUT

The following diagram shows an overview of the AddressValidate response structure. The critical information to derive from this response are the notification codes for the response, the address returned, the service area code, and the geographical information of the address. All successful AddressValidate responses will conform to this schema.

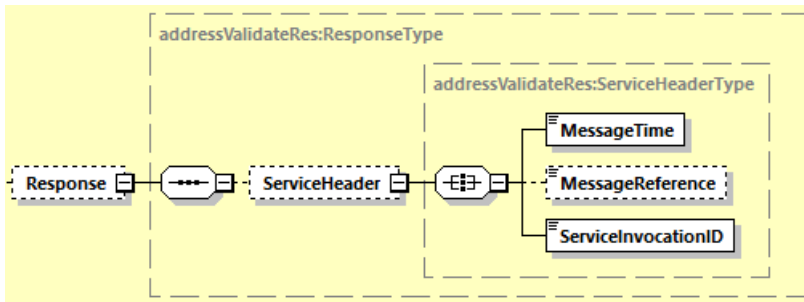
12.4.1 AddressValidate Response Schema Diagram



Each of the individual sections of AddressValidate response is represented below in schema diagram, with context, and a detailed description of each field follows in the Output Field List.

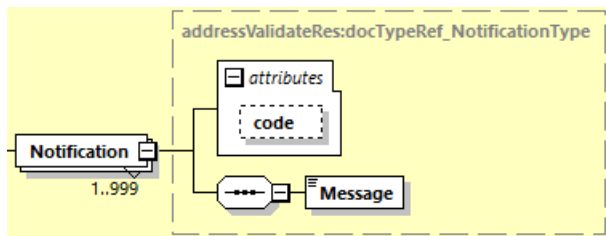
12.4.2 AddressValidate Output: Response/ServiceHeader

The ServiceHeader structure includes MessageReference which is taken from the request message as well as MessageTime showing when the request has been processed on DHL side.



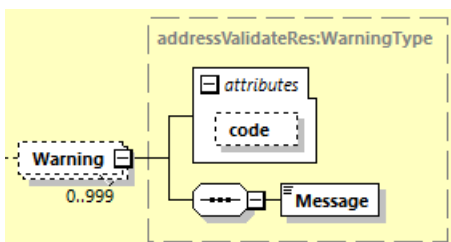
12.4.3 AddressValidate Output: Notification

The Notification structure includes the result code and message, based on the results of the processing. Successful messages will include a zero error code and no corresponding message, while exceptions will be noted with both code and message.



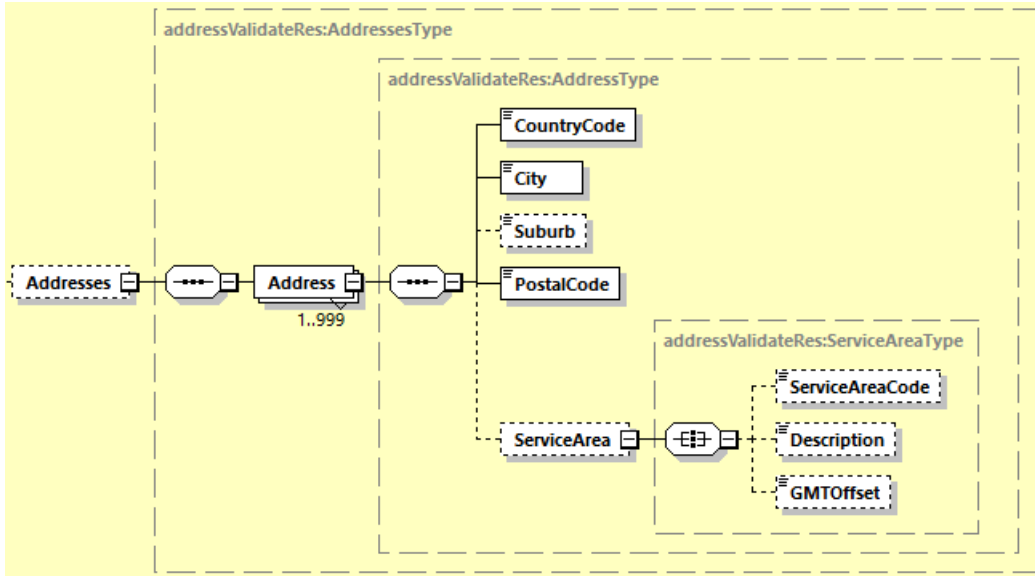
12.4.4 AddressValidate Output: Warning

The Warning structure includes the result code and message, based on the results of the processing. Warning code and message is returned as an indicator that a successful response is returned using partial match algorithms. A partial match result can be returned in successful response only when request message flag StrictValidation is set as N.



12.4.4 AddressValidate Output: Addresses

Successful response message may include one to many Address records, depending on the number of matching results found. An Address record may return empty PostalCode or no Suburb depending on geographical detail of the country.



12.5 ADDRESSVALIDATE RESPONSE – OUTPUT FIELD LIST

AddressValidate Response XML fields	Mandatory / Optional	Values or Constraints	Comments
AddressValidateResponse			
AddressValidateResponse/Response			
AddressValidateResponse/Response/ServiceHeader			
MessageTime	M	TIMESTAMP	Format: YYYY-MM-DD(T)hh:mm:ss e.g 2020-01-12T18:41:12
MessageReference	O	AN 36	MessageReference as sent from request message
ServiceInvocationID	M		DHL internal Service invocation ID to expedite support
AddressValidateResponse/Notification			
@code	M	N 6	Error > 0 or Success Code = 0

Message	M		Response Message, see Error codes for more details
AddressValidateResponse/Warning			
@code	M	N 6	Warning code = 3999
Message	M		Response warning message
AddressValidateResponse/Addresses			
AddressValidateResponse/Addresses/Address (1:999)			
CountryCode	M	AN 2	ISO 2 character code
City	M	AN 45	City name
Suburb	O	AN 45	Suburb name
PostalCode	M	AN 12	Postal code
AddressValidateResponse/Addresses/Address/ServiceArea			
ServiceAreaCode	O	AN 3	The DHL Service Area Code for the returned address details
Description	O		City and country name of the returned service area code
GMTOffset	O		The time difference between the service area's timezone and GMT.

13. REQUESTIDENTIFIER

13.1 REQUESTIDENTIFIER – DESCRIPTION

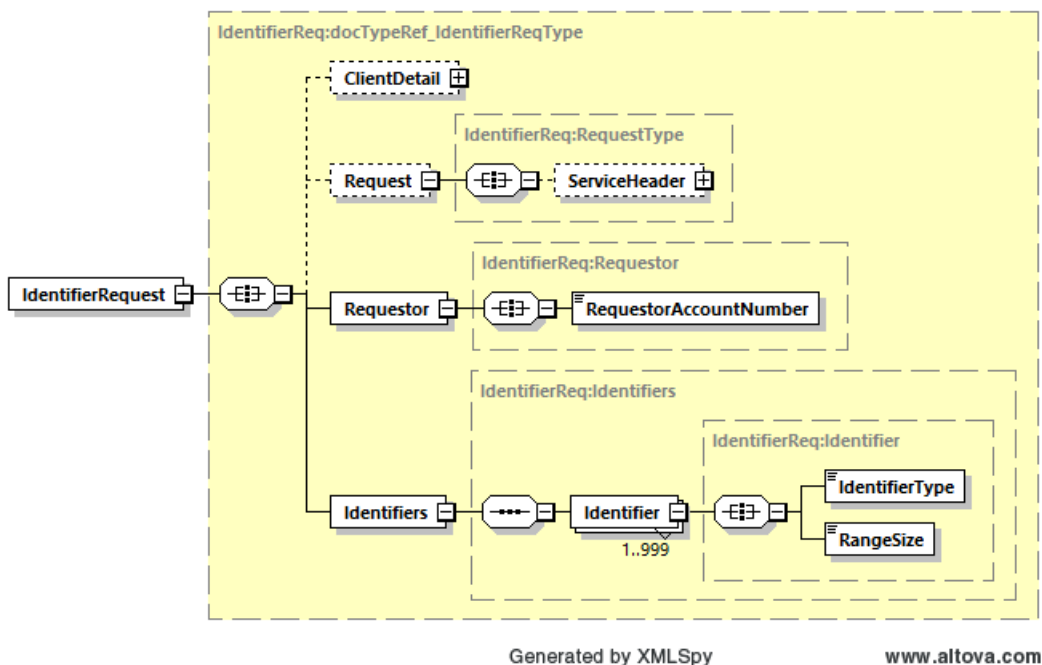
The RequestIdentifier request will return list of identifiers for different type of shipment usage. For example are identifiers for normal shipments, advance shipments, break bulk shipments (BBX) – unknown pallets and piece.

13.2 REQUESTIDENTIFIER – INPUT

The following diagram shows an overview of the request input structure.

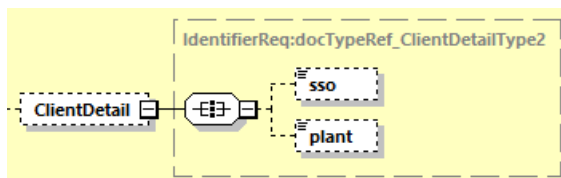
13.2.1 RequestIdentifier Schema Diagram

Each of the individual sections of RequestIdentifier request is shown below in schema diagram, with context, and a detailed description of each field follows in the Input Field List.



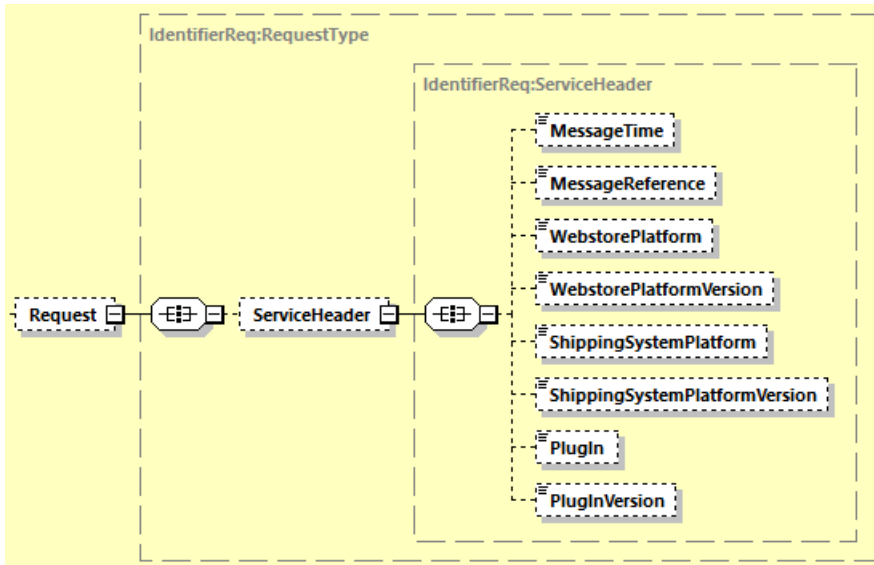
13.2.2 RequestIdentifier Input: ClientDetail

Within the RequestIdentifier Service, the ClientDetail is an optional node for reference use, and does not affect functionality.



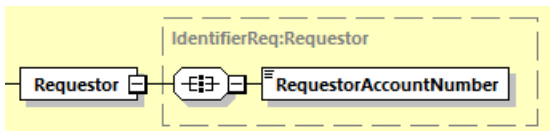
13.2.3 RequestIdentifier Input: Request

Optional section to populate information used to identify customer request for troubleshooting or tracking. DHL Express recommends that this information is provided.



13.2.4 RequestIdentifier Input: RequestorAccountNumber

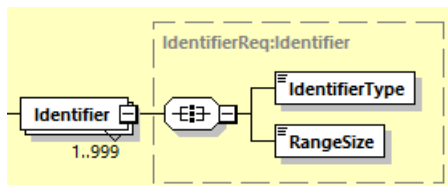
The DHL account number with intention to use the requested identifier range. Used as the shipper account number.



13.2.5 RequestIdentifier Input: IdentifierType and RangeSize

Customer can request for multiple identifier ranges by indicating the **IdentifierType**.

RangeSize will be the number of identifiers being requested.



Possible values of `IdentifierType` are:

SID – Shipment ID

PID – Piece ID

ASID3 – Advanced shipment of 3 months

ASID6 – Advanced shipment of 6 months

ASID12 – Advanced shipment of 12 months

ASID24 – Advanced shipment of 24 months

HUID – Handling Unit ID

13.3 REQUESTIDENTIFIER REQUEST – INPUT FIELD LIST

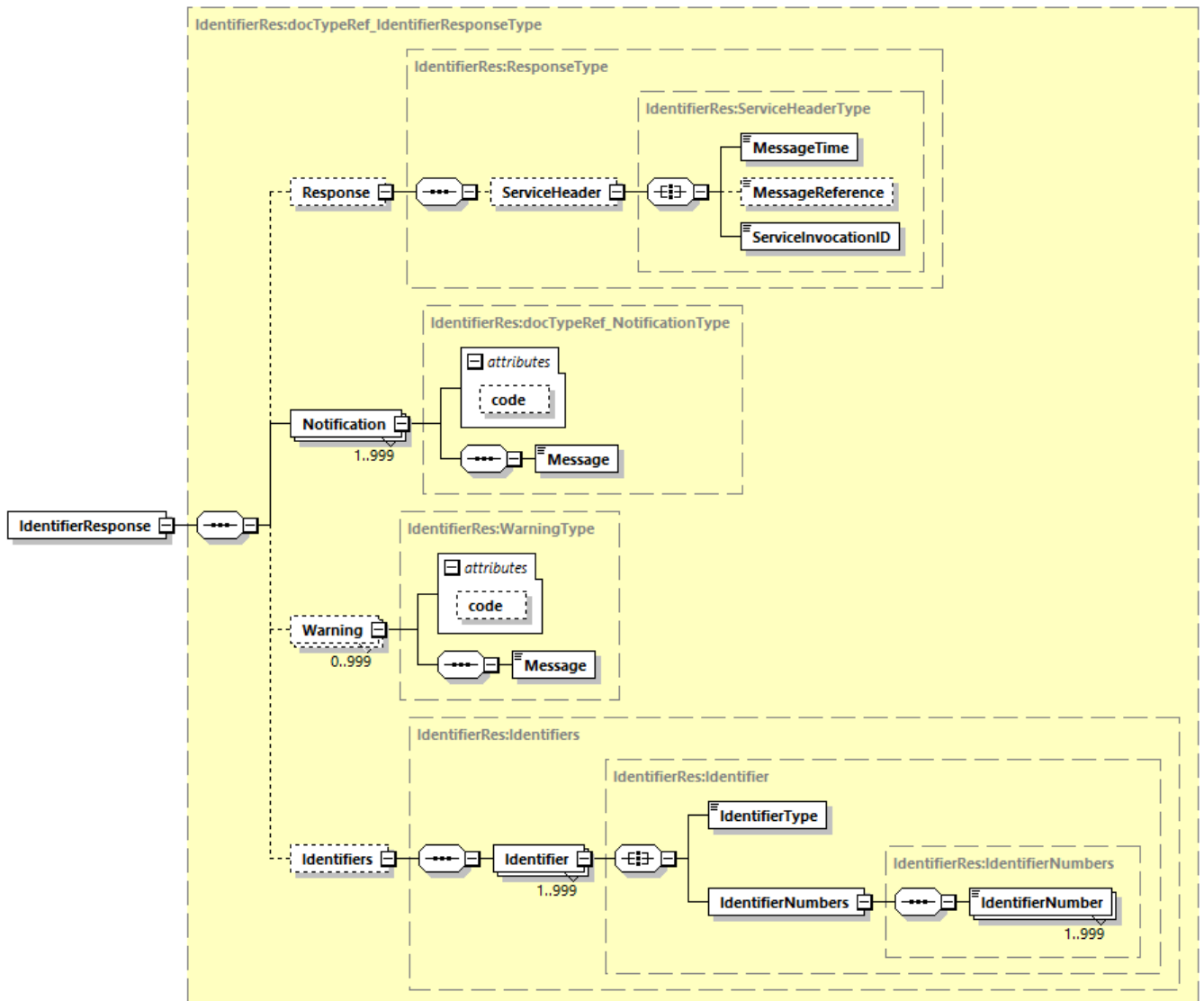
RequestIdentifier Request fields	M/O	Values or Constraints	Comments
IdentifierRequest			
IdentifierRequest/ClientDetail			
sso	O		This field is for internal use only
plant	O		This field is for internal use only
IdentifierRequest/Request			
IdentifierRequest/Request/ServiceHeader			
MessageTime	O	Timestamp	Format: YYYY-MM-DD(T)hh:mm:ssZ e.g 2020-01-12T08:41:12Z
MessageReference	O	AN 36	Message reference, between 28 to 36 characters in length.
WebstorePlatform	O	AN 20	Reserved for Third Party Vendors identification
WebstorePlatformVersion	O	AN 15	Reserved for Third Party Vendors identification
ShippingSystemPlatform	O	AN 20	Reserved for Third Party Vendors identification
ShippingSystemPlatformVersion	O	AN 15	Reserved for Third Party Vendors identification
PlugIn	O	AN 20	Reserved for Third Party Vendors identification

PlugInVersion	O	AN 15	Reserved for Third Party Vendors identification
IdentifierRequest/Requestor			
RequestorAccountNumber	M	AN 12	DHL account number that intends to use the requested ranges
IdentifierRequest/Identifiers			
IdentifierRequest/Identifiers/Identifier (1:999)			
IdentifierType	M	Enumerated	Possible values: SID – Shipment ID PID – Piece ID ASID3 – Advanced shipment of 3 months ASID6 – Advanced shipment of 6 months ASID12 – Advanced shipment of 12 months ASID24 – Advanced shipment of 24 months HUID – Handling Unit ID
RangeSize	M	Integer	Number of identifiers being requested

13.4 REQUESTIDENTIFIER – OUTPUT

The following diagram shows an overview of the RequestIdentifier response structure. The critical information to derive from this response are the notification codes for the response and the range of identifiers together with their identifier type code. All successful RequestIdentifier responses will conform to this schema.

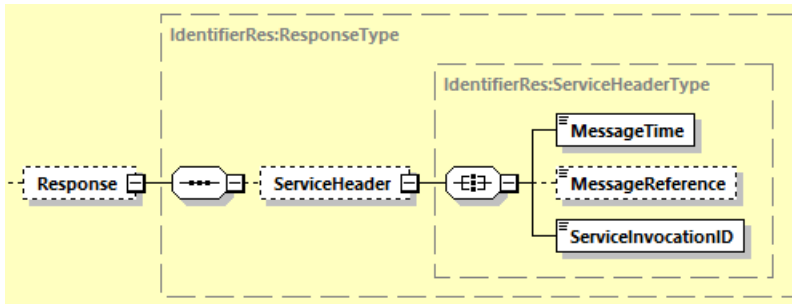
14.2.4.15 RequestIdentifier Response Schema Diagram



Each of the individual sections of RequestIdentifier response is represented below in schema diagram, with context, and a detailed description of each field follows in the Output Field List.

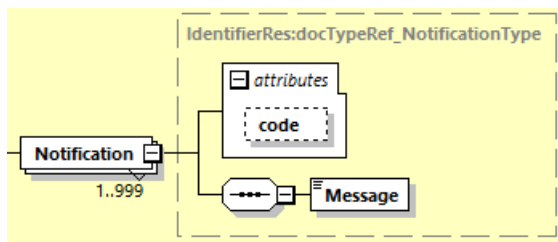
13.4.2 RequestIdentifier Output: Response/ServiceHeader

The ServiceHeader structure includes MessageReference which is taken from the request message as well as MessageTime showing when the request has been processed on DHL side.



13.4.3 RequestIdentifier Output: Notification

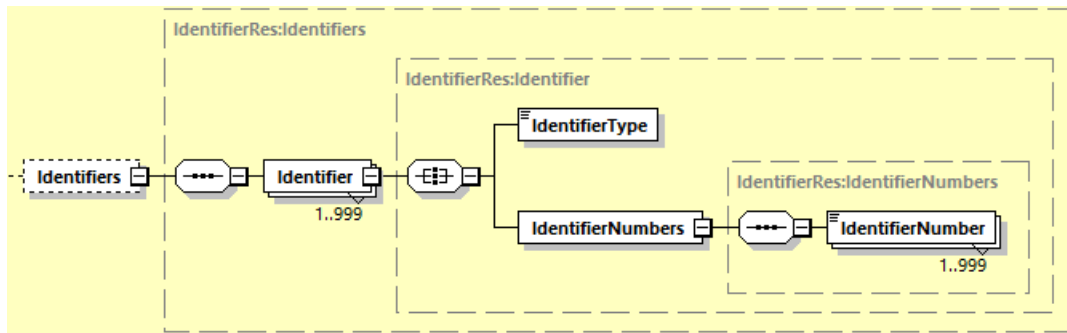
The Notification structure includes the result code and message, based on the results of the processing. Successful messages will include a zero error code and no corresponding message, while exceptions will be noted with both code and message.



13.4.4 RequestIdentifier Output: Identifiers

Identifiers can have multiple Identifier block that contains unique IdentifierType and the range of IdentifierNumbers.

IdentifierNumbers will contain an array of unique value of **IdentifierNumber** elements.



13.5 REQUESTIDENTIFIER RESPONSE – OUTPUT FIELD LIST

RequestIdentifier Response XML fields	Mandatory / Optional	Values or Constraints	Comments
IdentifierResponse			
IdentifierResponse/Response			
IdentifierResponse/Response/ServiceHeader			
MessageTime	M	TIMESTAMP	Format: YYYY-MM-DD(T)hh:mm:ss e.g 2020-01-12T18:41:12
MessageReference	O	AN 36	MessageReference as sent from request message
ServiceInvocationID	M		DHL internal service invocation ID to expedite support
IdentifierResponse/Notification			
@code	M	N 6	Error > 0 or Success Code = 0
Message	M		Response Message, see Error codes for more details
IdentifierResponse/Warning			
@code	M	N 6	Future use
Message	M		Future use
IdentifierResponse/Identifiers			
IdentifierResponse/Identifiers/Identifier (1:999)			
IdentifierType	M	Enumerated	Possible values: SID – Shipment ID PID – Piece ID ASID3 – Advanced shipment of 3 months ASID6 – Advanced shipment of 6 months ASID12 – Advanced shipment of 12 months

			ASID24 – Advanced shipment of 24 months HUID – Handling Unit ID
IdentifierResponse/Identifiers/Identifier/IdentifierNumbers			
IdentifierNumber	M	AN 35	Unique value identifier number

14. UPLOADINVOICEDATA

14.1 UPLOADINVOICEDATA – DESCRIPTION

The UploadInvoiceData Operation will allow customer to send Commercial Invoice (CIN) data separately from Shipment Data. Customer can provide Commercial Invoice (CIN) data before Shipment Data or vice versa.

Important Note: UploadInvoiceData service is not enabled by default and must be requested per customer. Use of this service is only enabled on exceptional basis and DHL Express recommends to submit shipment requests together with a commercial invoice data. To enable use of UploadInvoiceData service, please contact your DHL Express IT representative.

To use UploadInvoiceData service, it is required that **'PM' service code** is provided in MyDHL API Create Shipment request. 'PM' service code is not enabled by default for the customers, and needs to be enabled upon request.

When Shipment is created via MyDHL API Create Shipment service before uploading the Commercial Invoice (CIN) data, it is mandatory to provide the Shipment Identification Number as received in MyDHL API Create Shipment service Response.

When Commercial Invoice (CIN) data is uploaded prior to creating a shipment via MyDHL API Create Shipment service, it is mandatory to provide Invoice Reference Number with Invoice Reference Type value "CU" and Shipper Account Number. These elements are mandatory to facilitate an effective data merge of the Commercial Invoice (CIN) data with Shipment Data.

As an output customer will receive Notification element value "0" on successful upload of Commercial Invoice (CIN) data. DHL backend application performs the subsequent data merging process of the Shipment Data and Commercial Invoice data.

Additional guideline for shipment creation is listed in [ShipmentRequest section](#).

Further consideration points on merging the Shipment Data and Commercial Invoice Data:

1. **Shipper** and **Receiver** name and address details are to be taken from Shipment Data, not Commercial Invoice Data. Other roles in Shipment Data such as **Buyer, Seller, Importer, Exporter, Manufacturer, UltimateConsignee** and **Broker** will be overwritten by value in Commercial Invoice Data, if provided.
2. Any **ExportDeclaration** data provided within the Shipment Data will be overwritten by Commercial Invoice Data.
3. Ensure that **Weight and Dimension unit of measurement** is consistent between Shipment Data and Commercial Invoice Data. If 'kg' is used as the piece's weight uom, therefore 'kg' must be used as well as the Commercial Invoice line item weight uom.
4. Shipment's **Total Declared Value** will be re-calculated at the backend application based on Commercial Invoice Data sum of all line item amount and any accessorial charges provided. Thus,

Currency code provided in Commercial Invoice Data will overwrite Currency code in Shipment Data.

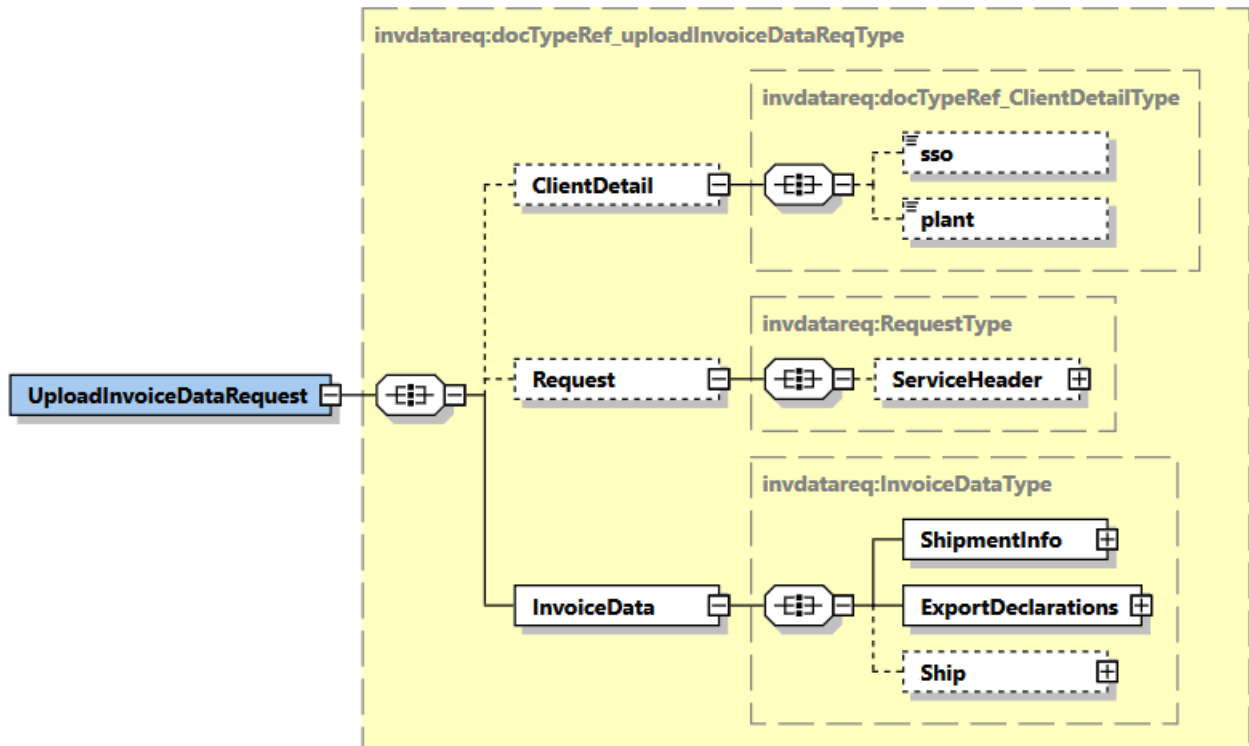
5. **Incoterm** code will be taken from Commercial Invoice Data.
6. Once data merge process has taken place at the backend application, subsequent Commercial Invoice Data submitted will no longer be considered for merging.
7. DHL backend application keeps Shipment Data and Commercial Invoice Data that are pending data merge for a period of 30 days. Data older than 30 days are deleted.

14.2 UPLOADINVOICEDATA – INPUT

The following diagram shows an overview of the request input structure.

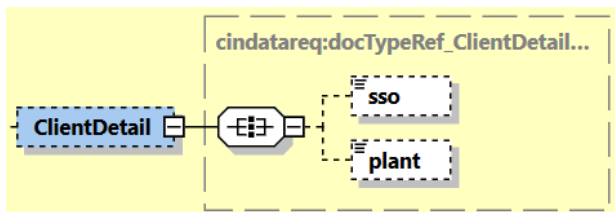
14.2.1 UploadInvoiceData Request Schema Diagram

Each of the individual sections of UploadInvoiceData request is shown below in schema diagram, with context, and a detailed description of each field follows in the Input Field List.



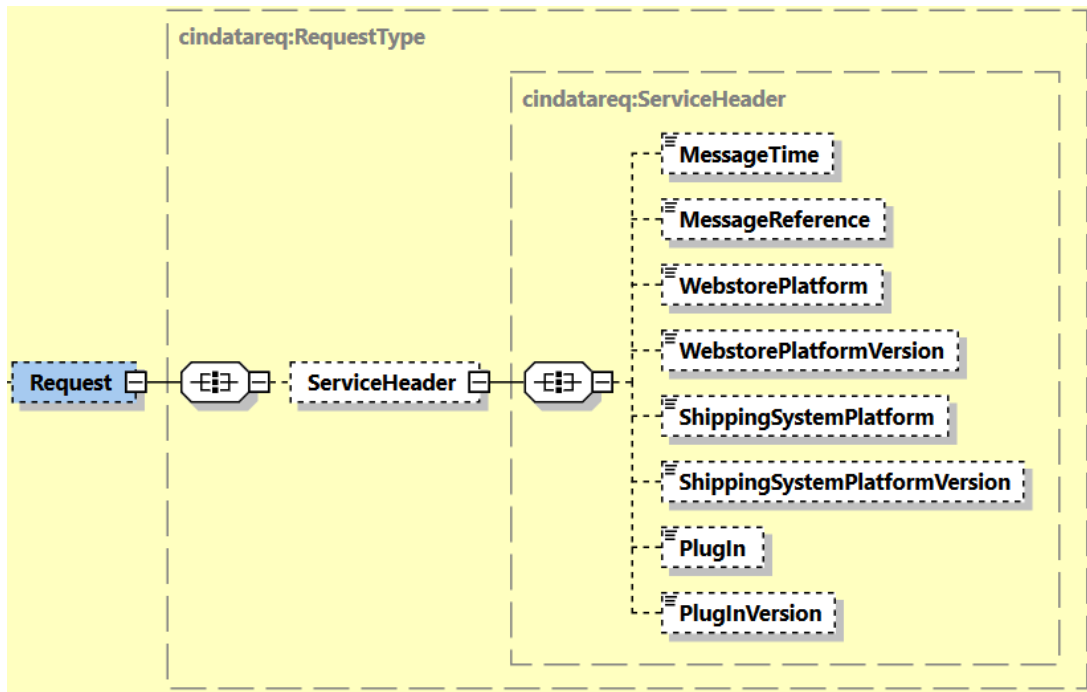
14.2.2 UploadInvoiceData Input: ClientDetail

Within the UploadInvoiceData Service, the ClientDetail is an optional node for internal reference use, and does not affect functionality.



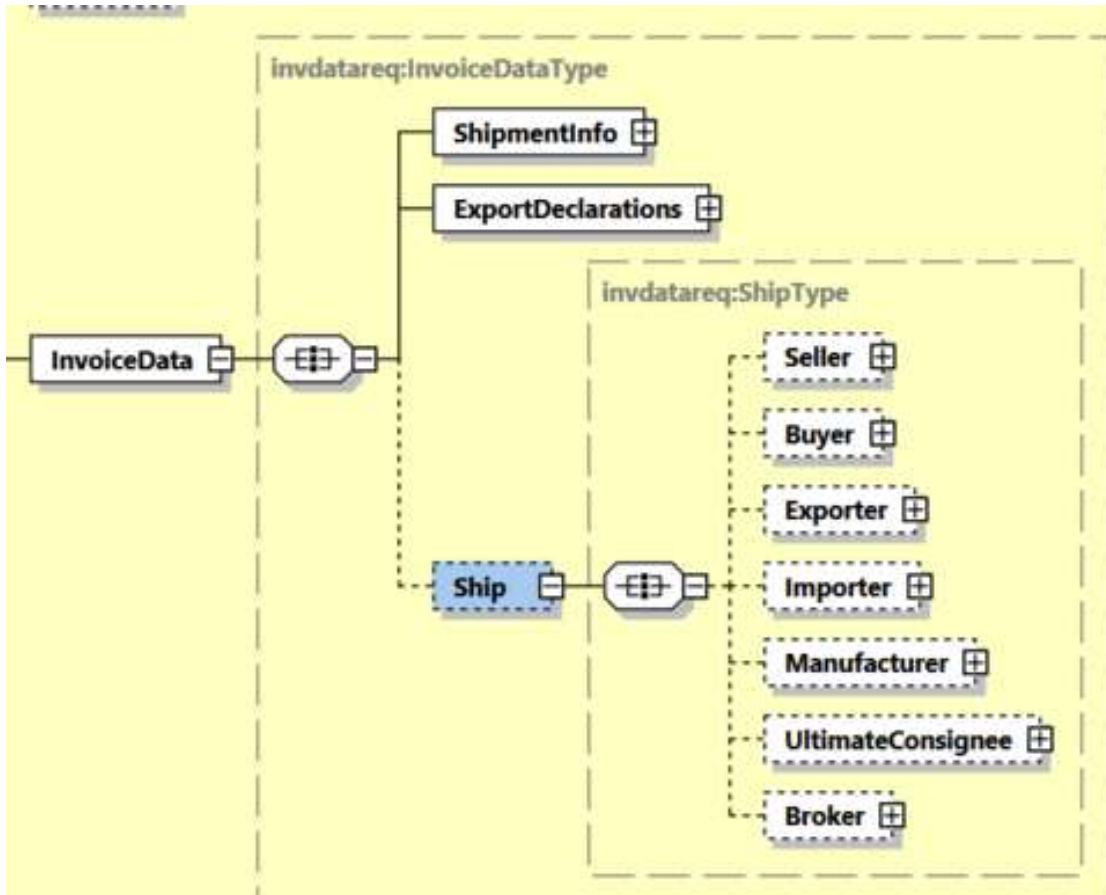
14.2.3 UploadInvoiceData Input: Request

Optional section to populate information used to identify customer request for troubleshooting or tracking. DHL Express recommends that this information is provided.



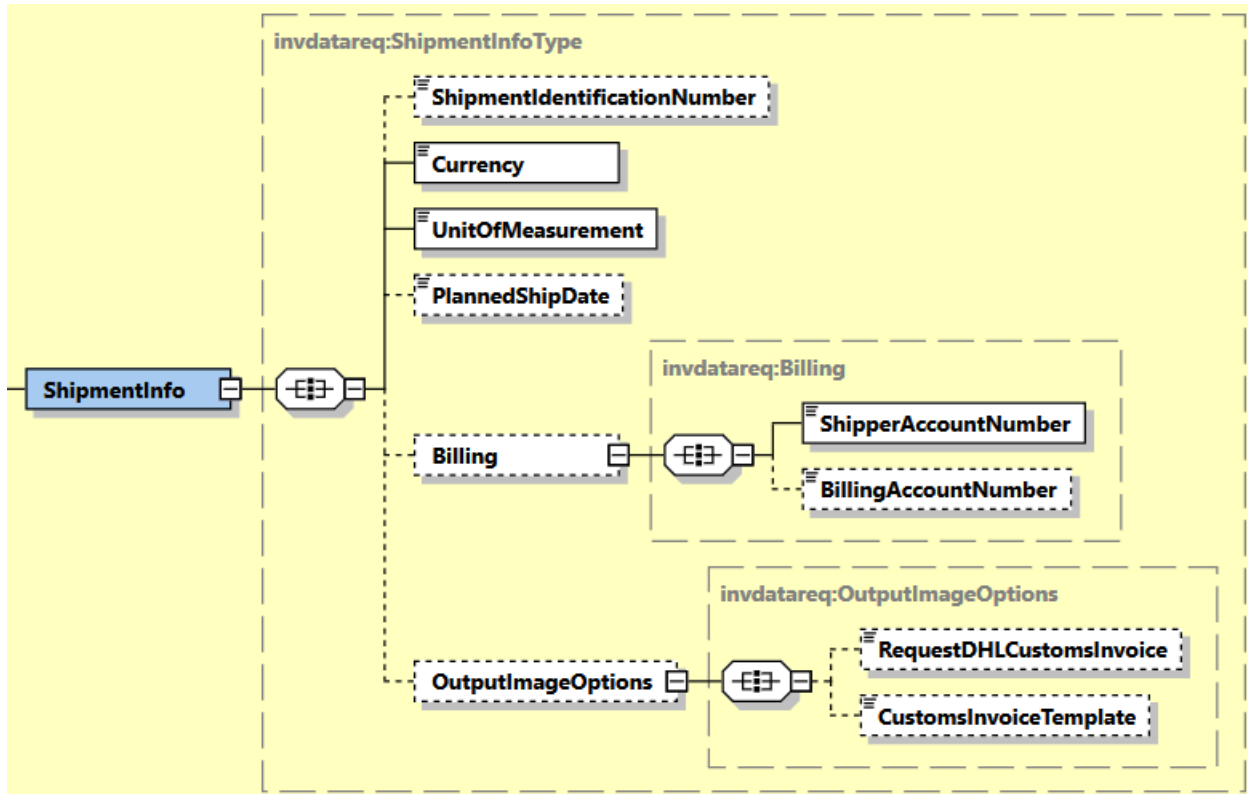
14.2.4 UploadInvoiceData Input: InvoiceData

Mandatory section to populate Commercial Invoice (CIN) data. The Shipment Information, Export Declarations and Ship substructures are detailed in below sections.



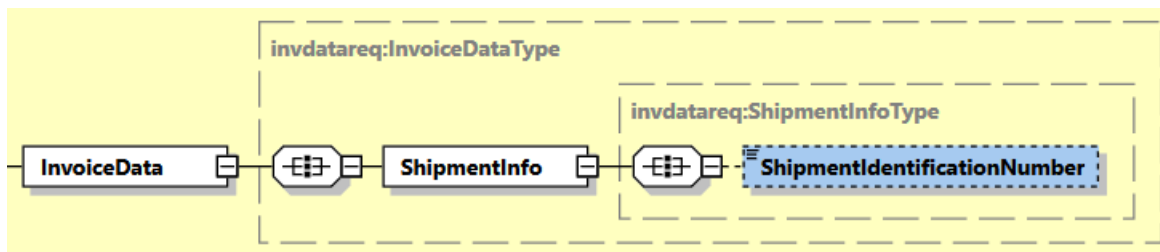
14.2.4.1 UploadInvoiceData Input: InvoiceData/ShipmentInfo

The `ShipmentInfo` section provides general shipment detail, pertaining to operational and billing features. The `Billing`, `Output Image Options` substructures are detailed in below sections.



14.2.4.1.1 UploadInvoiceData Input: InvoiceData/ShipmentInfo/ShipmentIdentificationNumber

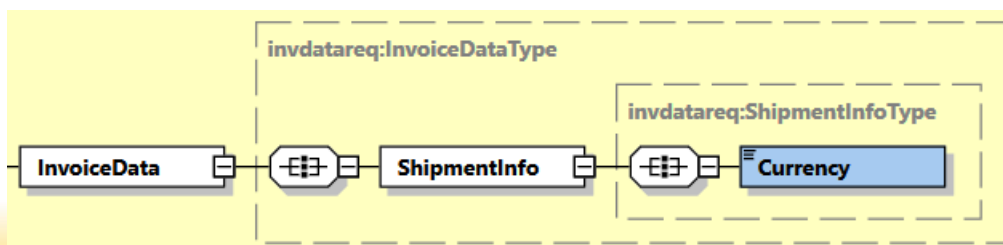
This field is optional which corresponds to the waybill number associated to this shipment. UploadInvoiceData service will perform validation only when this field is provided to merge the Commercial Invoice (CIN) data with respective Shipment Data.



Note: Please ensure to provide the correct waybill number for which you wish to merge the Commercial Invoice (CIN) data with Shipment Data.

14.2.4.1.2 UploadInvoiceData Input: InvoiceData/ShipmentInfo/Currency

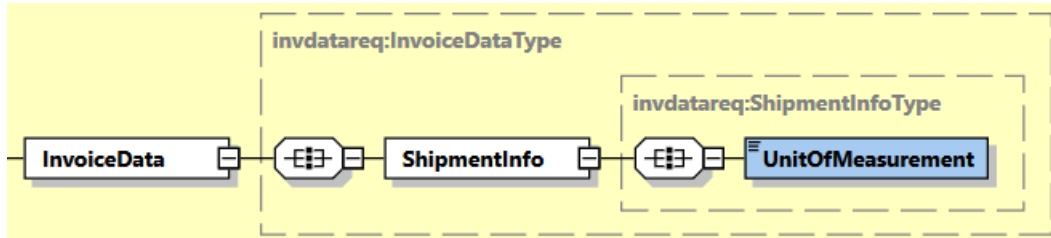
This field is mandatory which corresponds to 3 characters currency code.



14.2.4.1.3 UploadInvoiceData Input: InvoiceData/ShipmentInfo/UnitOfMeasurement

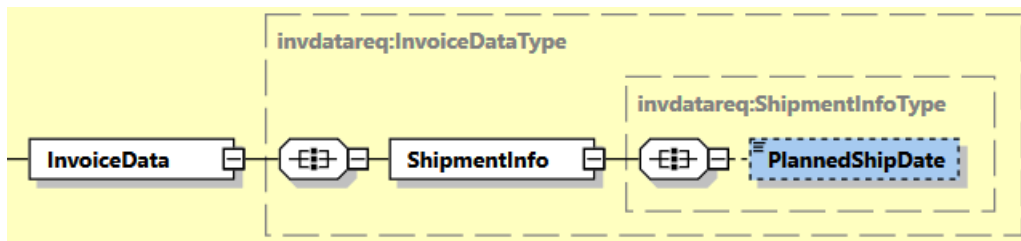
This field is mandatory which corresponds to unit of measurement for the commercial invoice weight details. Possible values :

- SI, international metric system (KG, CM)
- SU, for UK and US system of measurement (LB, IN)



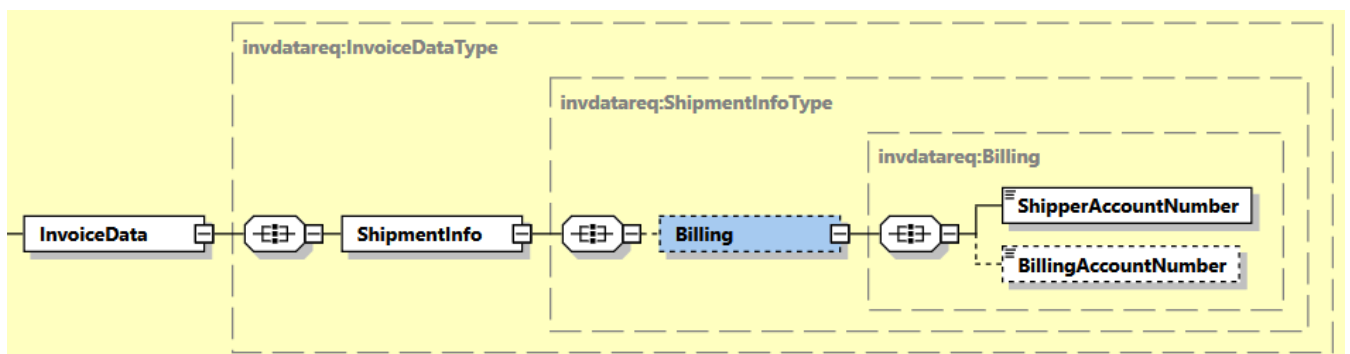
14.2.4.1.4 UploadInvoiceData Input: InvoiceData/ShipmentInfo/PlannedShipDate

This field is optional which corresponds to planned shipping date or the shipping date indicated in the shipment request.



14.2.4.1.5 UploadInvoiceData Input: InvoiceData/ShipmentInfo/Billing

This field is optional which corresponds to the Billing structure which conveys the Shipper Account Number (Similar like ShipmentRequest) and receiver or third party account number as payer can be used if required.

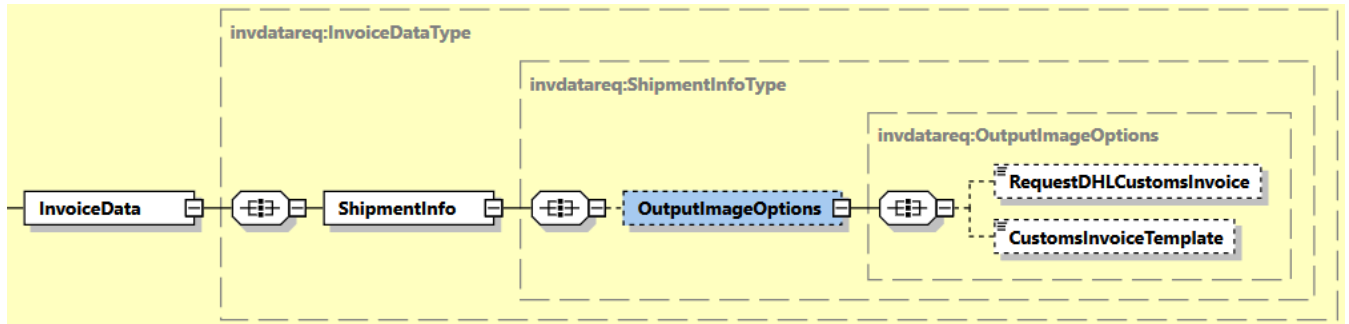


- **ShipperAccountNumber**
 - o The DHL account number used for the shipment. Used as the shipper account number.
- **BillingAccountNumber**
 - o Optional field which conveys the DHL account number used for the shipment.

Note: Please ensure to provide the same account details which were used to create the shipment for successful merging of Commercial Invoice data with Shipment Data.

14.2.4.1.6 UploadInvoiceData Input: InvoiceData/ShipmentInfo/OutputImageOptions

This field is optional which corresponds to the Output image options that available for commercial invoice printing.



- RequestDHLCustomsInvoice

- This flag is used to generate Customs Invoice using a DHL Express invoice template. The default is N, customers using their own invoice and DHL Express will not generate the invoice. If the flag is set to Y, and CustomsInvoiceTemplate is not provided, the Customs Invoice is generated using the “COMMERCIAL_INVOICE_P_10” template.
Possible Values: Y (Yes) and N (No)

- CustomsInvoiceTemplate

- The CustomsInvoiceTemplate node conveys the Customs Invoice template used in the operation. It is an optional field. This single value corresponds to the Customs Invoice template used to generate Customs Invoice only when the RequestDHLCustomsInvoice=Y. The default template is ‘COMMERCIAL_INVOICE_P_10’.
- There are several template options to choose from. Below are the possible template values and their description:

COMMERCIAL_INVOICE_04

This template can print the Shipper, Recipient, and Buyer and Importer address details and is on portrait orientation. This template is for exclusive use for preparing Loose BBX (LBBX) shipment.

COMMERCIAL_INVOICE_L_10

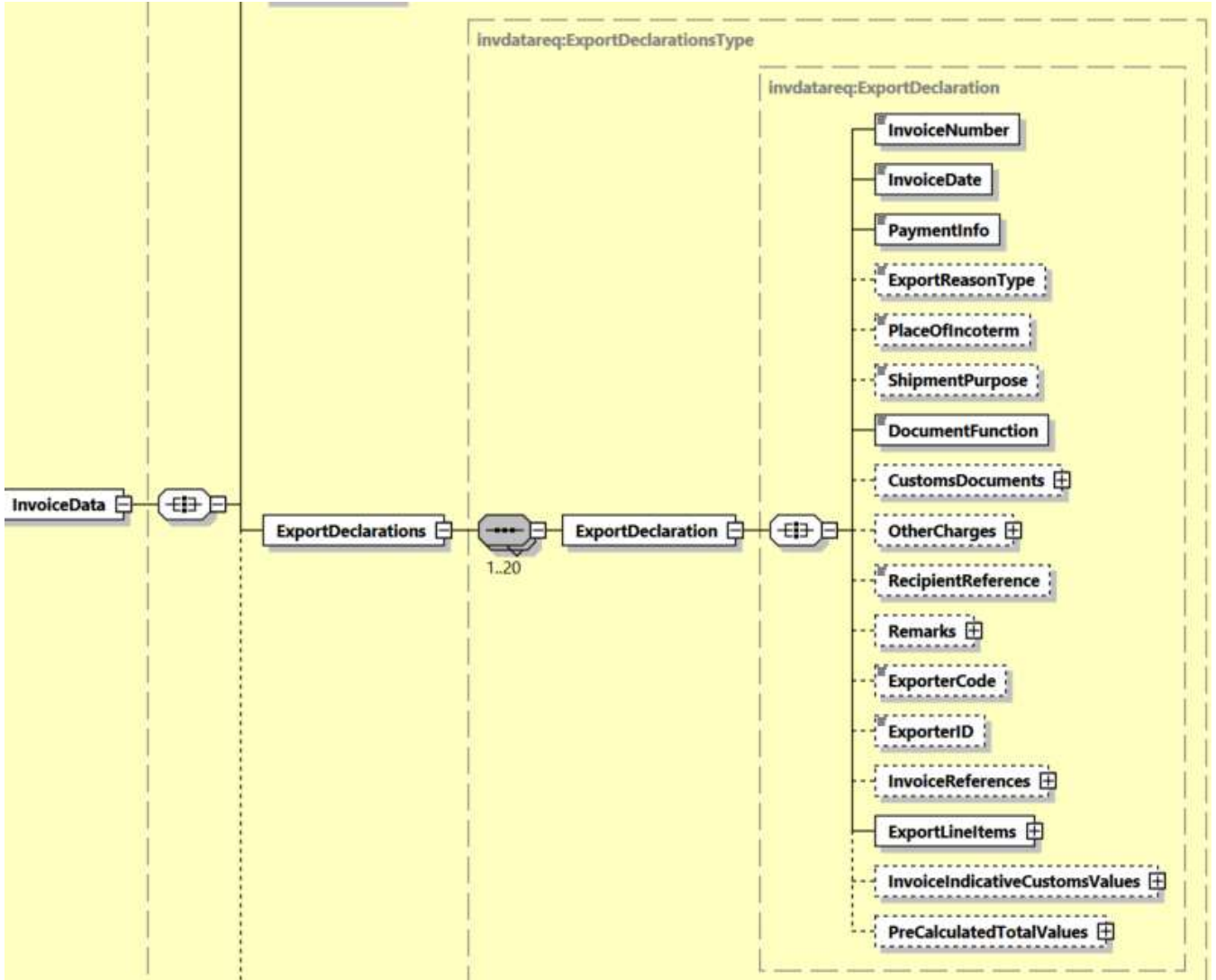
This template can print the Shipper, Recipient, Seller, Buyer, Importer and Exporter address details and is on landscape orientation.

COMMERCIAL_INVOICE_P_10 (default)

This template can print the Shipper, Recipient and upto two more additional address details, as this template can print upto four address details. This template is on portrait orientation. Note: If customer provided more than four address roles in the request message and this template is selected, the rendered invoice will only contain four address roles based on order of priority: Shipper, Recipient, Seller, Importer, Exporter, Buyer.

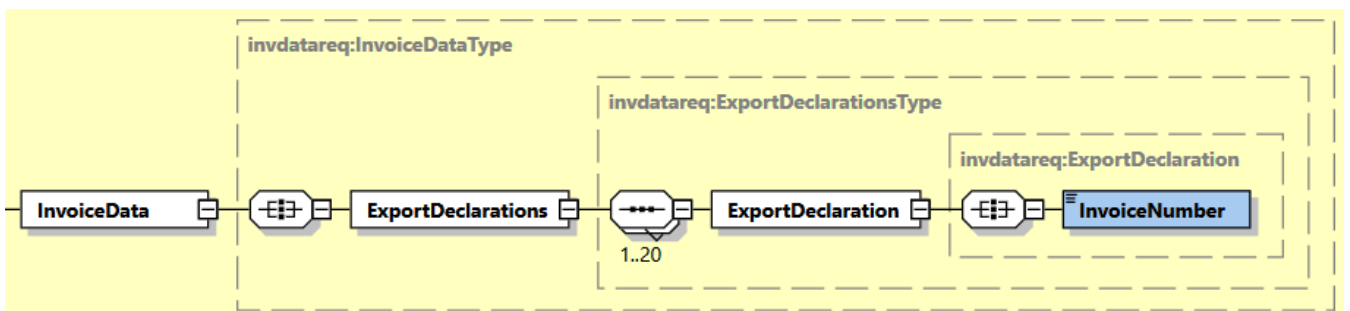
14.2.4.2 UploadInvoiceData Input: InvoiceData/ExportDeclarations/ExportDeclaration

The ExportDeclaration section is for DHL Customer to declare dutiable shipment.



14.2.4.2.1 UploadInvoiceData Input: InvoiceData/ExportDeclarations/ExportDeclaration/InvoiceNumber

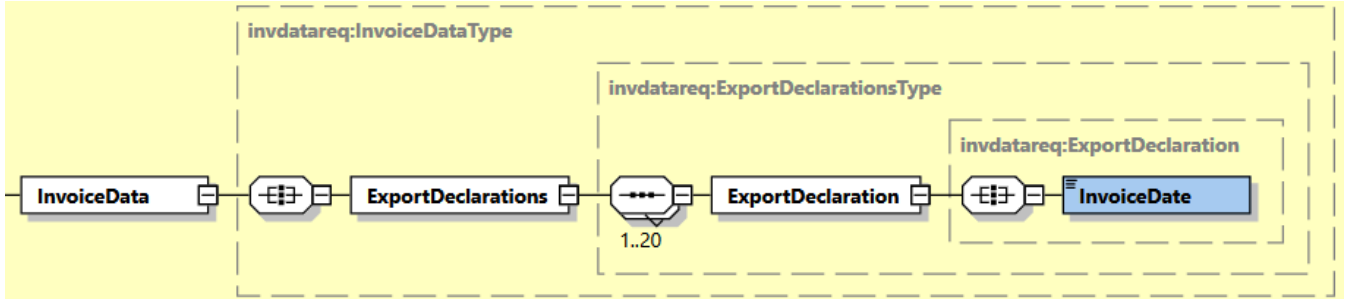
This field is mandatory which corresponds to Customs Invoice Number.



**14.2.4.2.2 UploadInvoiceData Input:
InvoiceData/ExportDeclarations/ExportDeclaration/InvoiceDate**

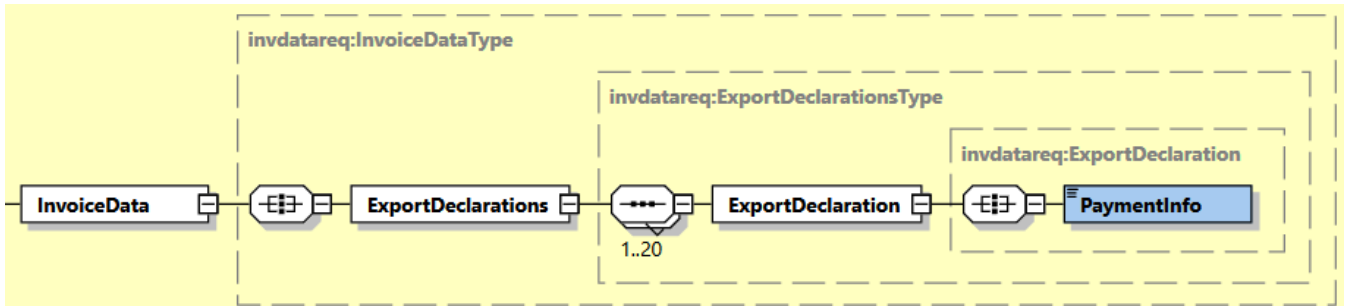
This field is mandatory which corresponds to Customs Invoice Date.

Please enter accurate date when the invoice was issued at as that is what drives the exchange rate calculation during customs clearance process (where applicable).



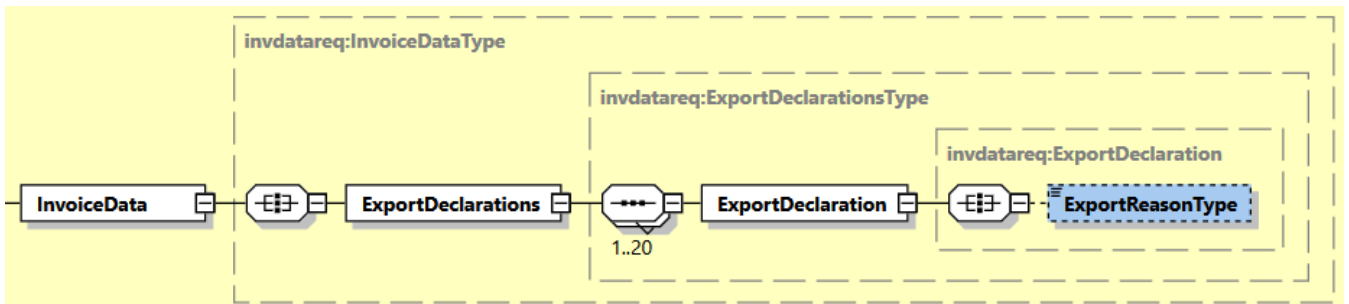
**14.2.4.2.3 UploadInvoiceData Input:
InvoiceData/ExportDeclarations/ExportDeclaration/PaymentInfo**

This field is mandatory which details the potential terms of trade for this specific shipment, and the schema itself defines the possible enumerated values for this field.



**14.2.4.2.4 UploadInvoiceData Input:
InvoiceData/ExportDeclarations/ExportDeclaration/ExportReasonType**

This field is optional which corresponds the reason code for exporting and the schema itself defines the possible enumerated values for this field.



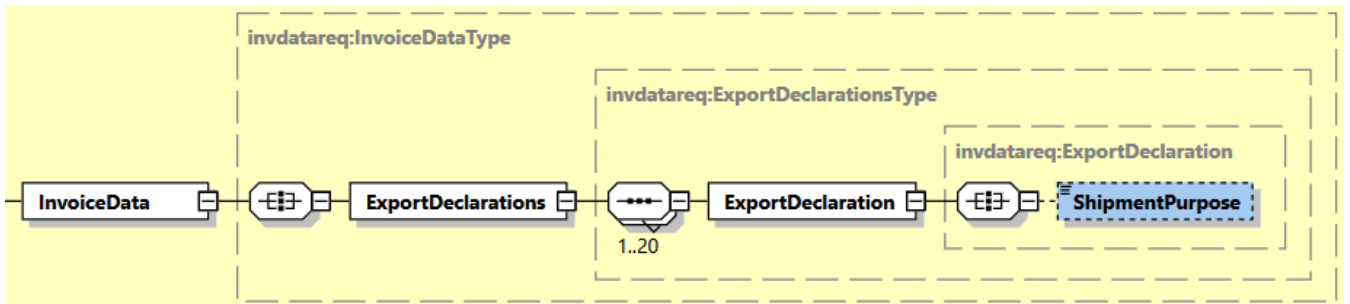
**14.2.4.2.5 UploadInvoiceData Input:
InvoiceData/ExportDeclarations/ExportDeclaration/PlaceOfIncoterm**

This field is optional which contains the name of port of departure, shipment or destination, as required under the applicable delivery term.
When using Customs Invoice template COMMERCIAL_INVOICE_P_10 and COMMERCIAL_INVOICE_L_10, recommended max length is 25 characters.



**14.2.4.2.6 UploadInvoiceData Input:
InvoiceData/ExportDeclarations/ExportDeclaration/ShipmentPurpose**

This field is optional which indicates if the shipment was sent for Personal or Commercial reasons and the schema itself defines the possible enumerated values for this field.

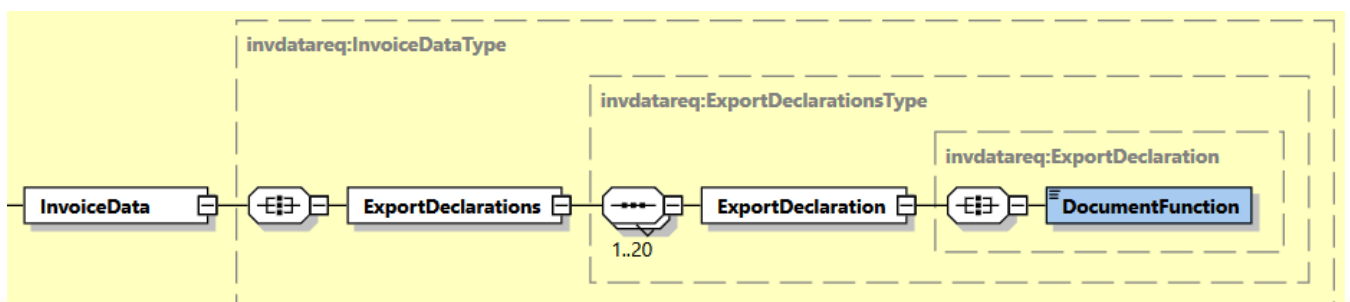


**14.2.4.2.7 UploadInvoiceData Input:
InvoiceData/ExportDeclarations/ExportDeclaration/DocumentFunction**

This field is mandatory which describes the purpose of document details captured and are planned to be used.

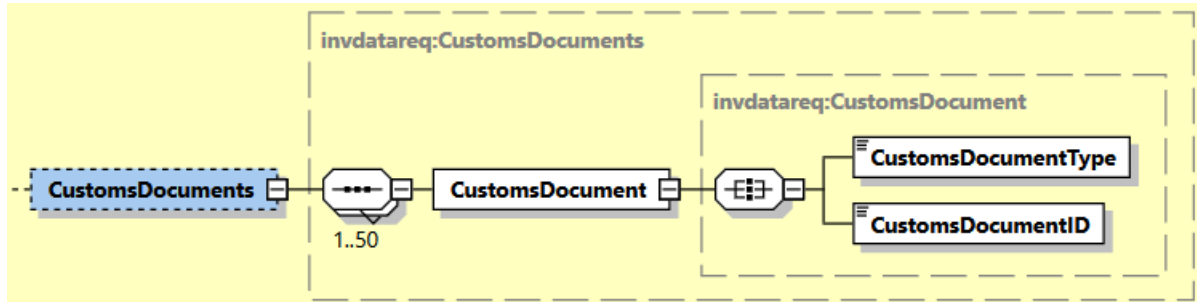
Possible values:

- IMPORT
- EXPORT
- BOTH



14.2.4.2.8 UploadInvoiceData Input: InvoiceData/ExportDeclarations/ExportDeclaration/CustomsDocuments

CustomsDocuments will contain child node CustomsDocument and used to indicate the document type code and document ID that corresponds to one or more associated document(s) for customs declaration purposes.



Listed below are allowed Customs document type codes:

Document Type	Description
972	T2LF Dispense Paiement Droits
AHC	Analysis and Health Certificate
ATA	ATA Carnet
ATR	Preference Certificate ATR
CHD	CHED-D (Common Health Entry Document for Feed and Food of Non-Animal Origin)
CHP	CHED-P (Common Health Entry Document for Products)
CIT	CITES Certificate
COO	Generic Certificate of Origin
DEX	Duty Exemption Certificate
EU1	Preference Certificate EUR1
EU2	Preferential Declaration of Origin on the Invoice – EUR2
EUS	End Use Authorization
FMA	Certificate of Origin (Form A)
PHY	Phytosanitary Certificate
VET	Veterinary Entry Document
VEX	VAT Exemption Certificate
CRL	Control Document
CSD	Consolidated Customs Entry
PCH	Proof of Purchase
CI2	Export-only Invoice
CIV	Customs Invoice Value
DOV	Invoice
INV	Commercial Invoice
PFI	Pro-Forma
ALC	Agricultural License
HLC	Health Products Regulatory Authority (HPRA) Licensing Requirements
JLC	Justice License
LIC	Specific Export Licenses

LNP	License or Permit
PLI	Permits & Licenses
DLI	Driver’s License
NID	National Identity Card
PAS	Passport
CHA	Power of Attorney
CPA	Consignee Power of Attorney
POA	Power of Attorney (Customer-based)
BEX	Branch Letter of Exemption
DGD	Dangerous Goods Declaration
IPA	Intellectual Property Authorization
T2M	T2M Transport Accompanying Document
TAD	TAD Transport Accompanying Document T1
TCS	Transportation Charges Statement
ROD	Receipt on Delivery
EXL	DCE Export of Customs Data
HWB	House Waybill

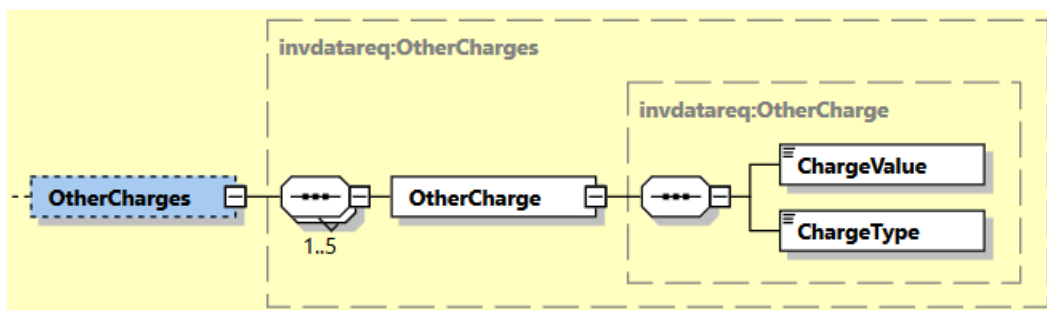
14.2.4.2.9 UploadInvoiceData Input: InvoiceData/ExportDeclarations/ExportDeclaration/OtherCharges

OtherCharges will contain repeating child node OtherCharge. This section can be used to input any other monetary charges associated with the shipment such as Freight, Insurance, and Fuel Surcharge etc.

ChargeValue is mandatory element and are included in calculation of Shipment Total Declared Amount.

ChargeType is mandatory element together with ChargeValue and provides more detail as to categorize the charge being provided. Refer to below tables for list of charge type codes and descriptions.

For printing charges in commercial invoice, refer to [Appendix: Commercial Invoice Template Guide](#) on what ChargeType codes can be printed across different Commercial Invoice templates.



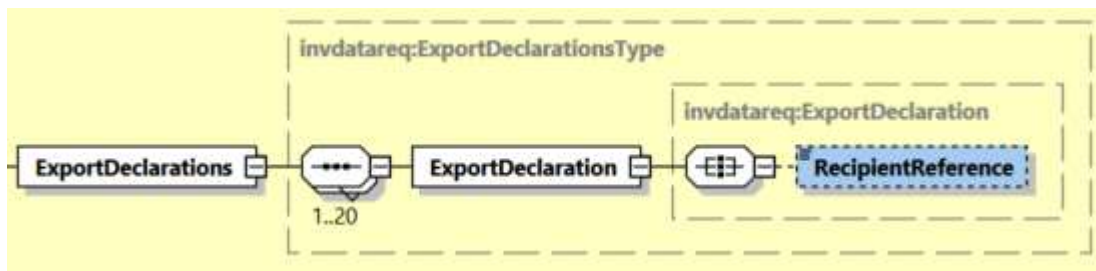
Listed below are allowed charge type codes:

ChargeType	Description of charge
ADMIN	Administration Charge/Fee/Cost
DELIV	Delivery Charge/Fee/Cost
DOCUM	Documentation Charge/Fee/Cost
EXPED	Expedite Charge/Fee/Cost

EXCHA	Export Charge/Fee/Cost
FRCST	Freight/Shipping Charge/Fee/Cost
SSRGE	Fuel Surcharge
LOGST	Logistic Charge/Fee/Cost
SOTHR	Other Charge/Fee/Cost
SPKGN	Packaging/Packing Charge/Fee/Cost
PICUP	Pickup Charge/Fee/Cost
HRCRG	Handling Charge/Fee/Cost
VATCR	VAT Charge/Fee/Cost
INSCH	Insurance Cost (Fee)
REVCH	Reverse Charge

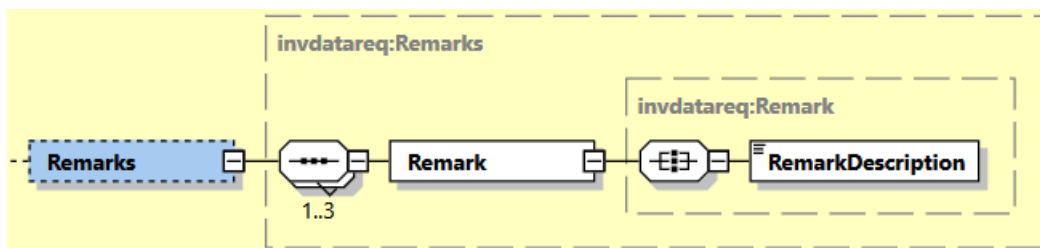
**14.2.4.2.10 UploadInvoiceData Input:
InvoiceData/ExportDeclarations/ExportDeclaration/RecipientReference**

Additional receiver reference details to be printed in commercial invoice.



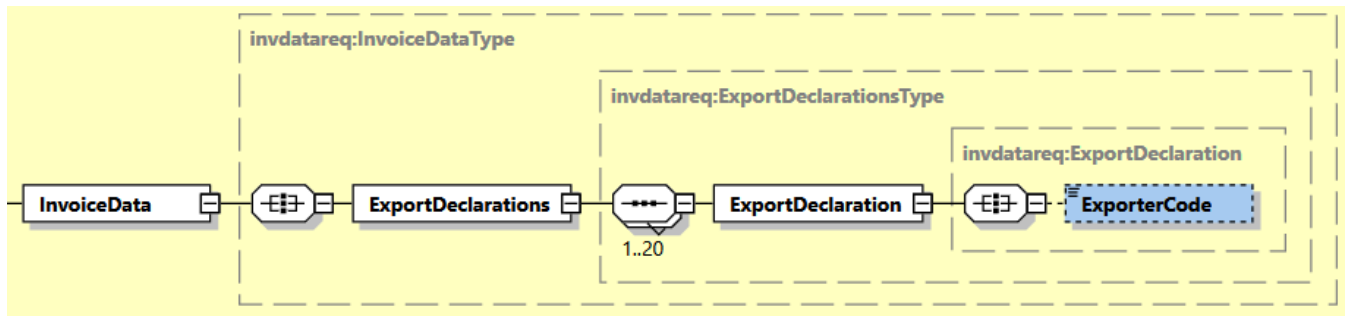
**14.2.4.2.11 UploadInvoiceData Input:
InvoiceData/ExportDeclarations/ExportDeclaration/Remarks**

Remarks will contain repeating child node Remark of up to max 3 occurrences. This element will be printed to the commercial invoice PDF.



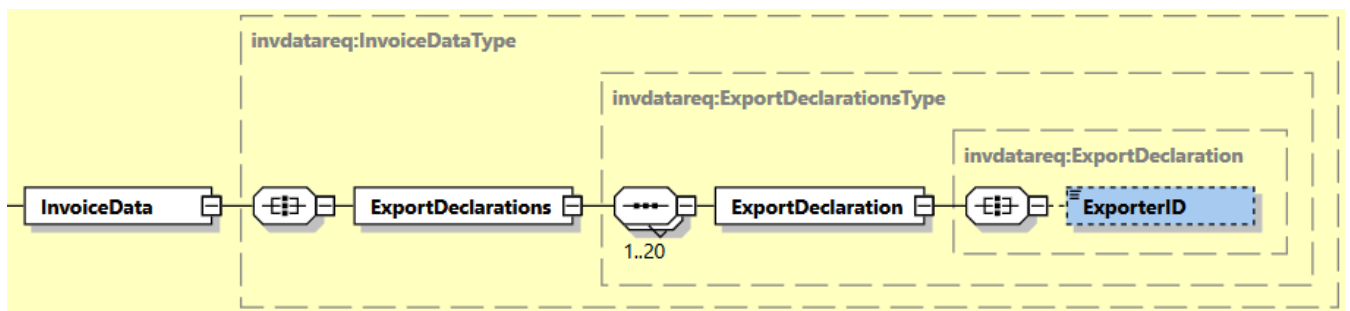
**14.2.4.2.12 UploadInvoiceData Input:
InvoiceData/ExportDeclarations/ExportDeclaration/ExporterCode**

Optional field to indicate the type code of Exporter’s ID number provided in ExporterID tag – e.g. DUN, SSN, and EIN.



14.2.4.2.13 UploadInvoiceData Input: InvoiceData/ExportDeclarations/ExportDeclaration/ExporterID

Optional field to indicate the identification Number of the Exporter party.

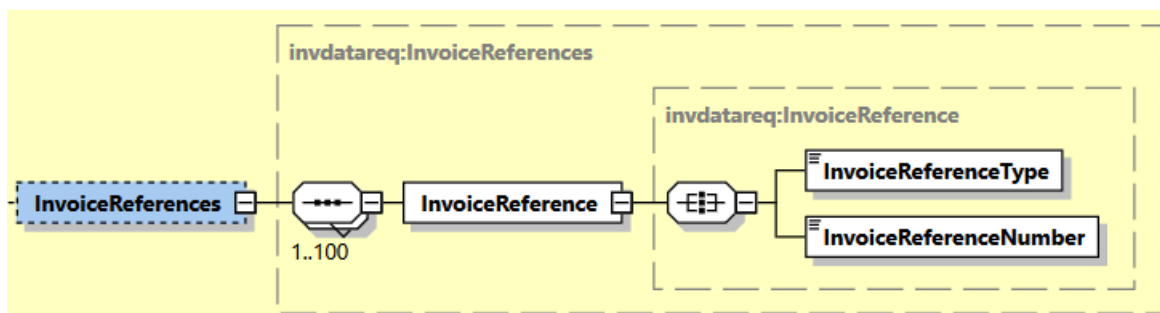


14.2.4.2.14 UploadInvoiceData Input: InvoiceData/ExportDeclarations/ExportDeclaration/InvoiceReferences

InvoiceReferences section contains child node InvoiceReference that can be repeated up to max 100 occurrences. Data provided in this section is passed on to the manifest data.

It is recommended to provide less than 20 InvoiceReferences child nodes.

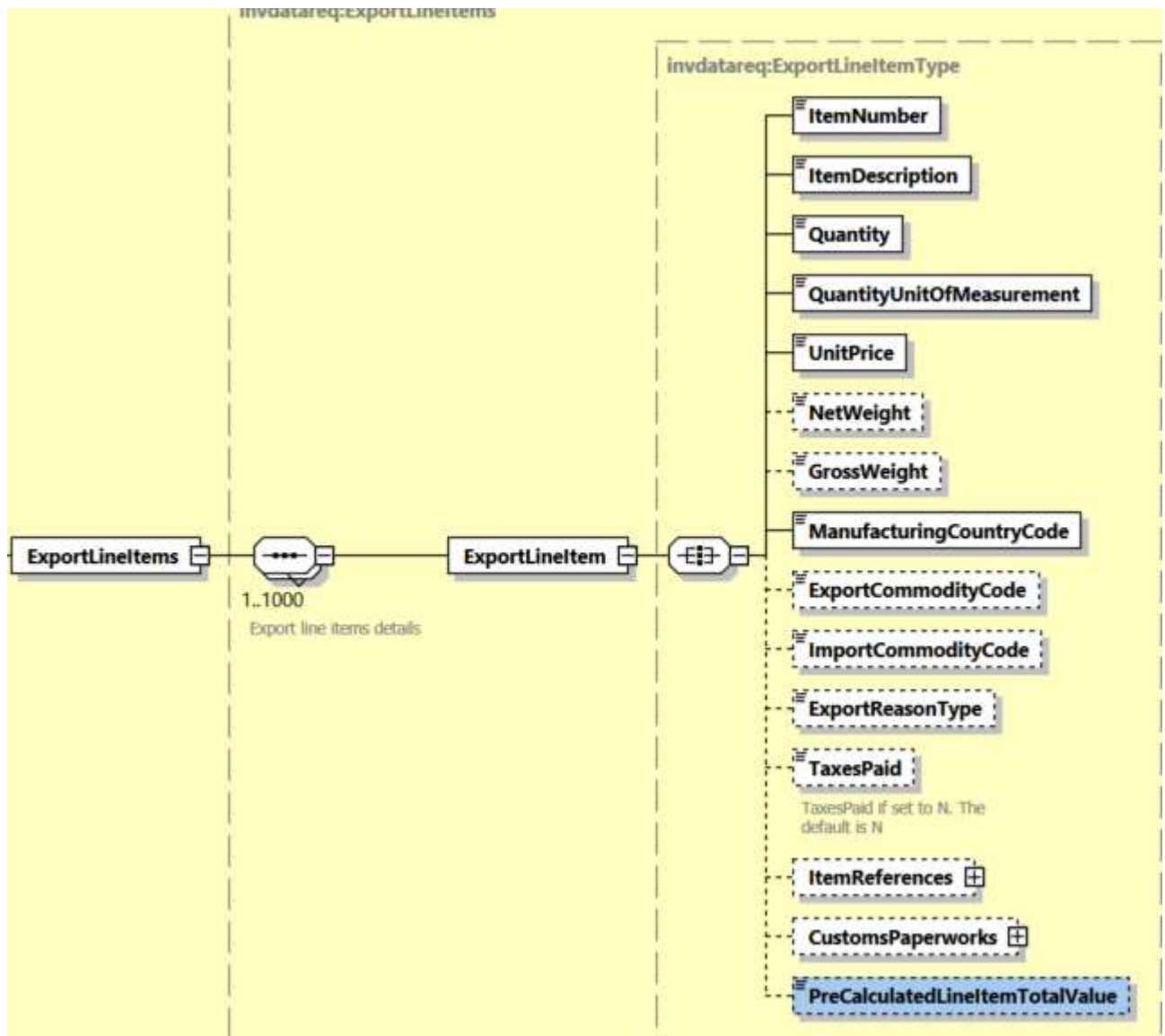
Note: For UploadInvoice Data request without a ShipmentIdentification Number and having multiple invoices, InvoiceReferenceType with value “CU” must be in each ExportDeclaration instance, so that all ExportDeclaration instance will be included in merged data.



Note:

Multiple unique reference number of ‘MRN’ reference type is allowed at Invoice Reference Type level. It is recommended to provide less than 20 InvoiceReferences child nodes of ‘MRN’ invoice reference type.

14.2.4.2.15 UploadInvoiceData Input: InvoiceData/ExportDeclarations/ExportDeclaration/ExportLineItems

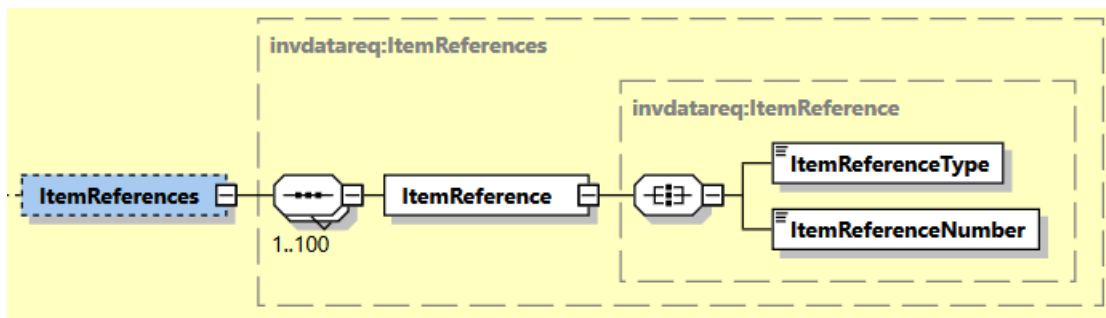


ExportLineItems contains a child node ExportLineItem which can repeat up to 999 occurrences. This section is used to provide details of 342ndividual items to be listed in the commercial invoice.

ExportLineItem requires several mandatory fields – ItemNumber, Quantity, QuantityUnitOfMeasurement, ItemDescription, UnitPrice and ManufacturingCountryCode.

14.2.4.2.15.1 UploadInvoiceData Input: InvoiceData/ExportDeclarations/ExportDeclaration /ExportLineItems ExportLineItem/ItemReferences (0:1)

ItemReferences section contains child node ItemReference that can be repeated up to max 100 occurrences. Data provided in this section is passed on to the manifest data. First five ItemReference in request message can be printed in templates COMMERCIAL_INVOICE_P_10 and COMMERCIAL_INVOICE_L_10.



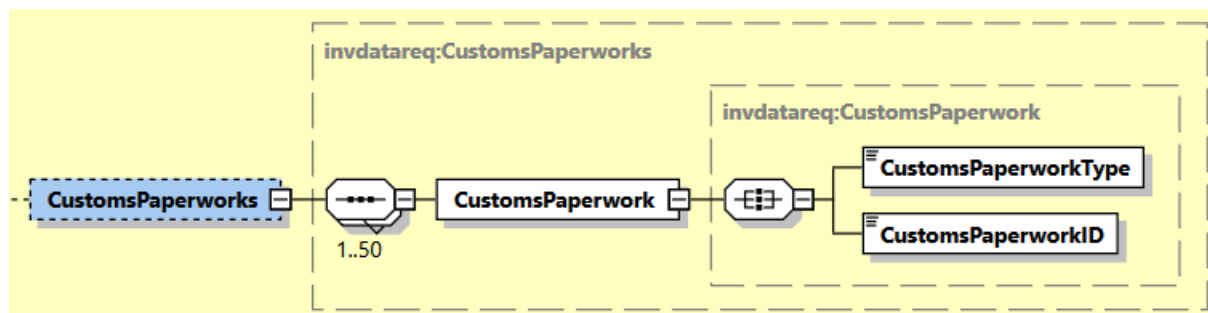
Listed below are allowed item level reference type codes:

Reference type	Description
AAJ	Delivery Order number
ABW	Stock Keeping Unit
ALX	Model
AFE	Export Control Classification Number (ECCN)
BRD	Brand
DGC	Dangerous Goods Content Identifier
DTC	DDTC Eligibility Indicator
DTM	DDTC UOM
DTQ	DDTC Quantity
DTR	DDTC Registration No
ITR	DDTC ITAR Exemption No
MAK	Make
MID	Manufacturers Identification Code
OED	Original Export Date
OET	Original Export OB Tracking ID
OID	Order ID
OOR	Original Outbound Carrier
PAN	Part No
PON	Purchase Order Number
SE	Serial number
SON	Sales order No
SME	DDTC SME Indicator
USM	DDTC USML Category Code

14.2.4.2.15.2 UploadInvoiceData Input:

InvoiceData/ExportDeclarations/ExportDeclaration/ExportLineItems/ExportLineItem/CustomsPaperworks (0:1)

CustomsPaperworks will contain child node CustomsPaperwork and used to indicate the document type code and document ID that corresponds to one ore more associated document(s) for customs declaration purposes.



Listed below are allowed Customs document type codes:

Paperwork Type	Description
972	T2LF Dispense Paiement Droits
AHC	Analysis and Health Certificate
ATA	ATA Carnet
ATR	Preference Certificate ATR
CHD	CHED-D (Common Health Entry Document for Feed and Food of Non-Animal Origin)
CHP	CHED-P (Common Health Entry Document for Products)
CIT	CITES Certificate
COO	Generic Certificate of Origin
DEX	Duty Exemption Certificate
EU1	Preference Certificate EUR1
EU2	Preferential Declaration of Origin on the Invoice – EUR2
EUS	End Use Authorization
FMA	Certificate of Origin (Form A)
PHY	Phytosanitary Certificate
VET	Veterinary Entry Document
VEX	VAT Exemption Certificate
CRL	Control Document
CSD	Consolidated Customs Entry
PCH	Proof of Purchase
CI2	Export-only Invoice
CIV	Customs Invoice Value
DOV	Invoice
INV	Commercial Invoice
PFI	Pro-Forma
ALC	Agricultural License
HLC	Health Products Regulatory Authority (HPRA) Licensing Requirements
JLC	Justice License
LIC	Specific Export Licenses

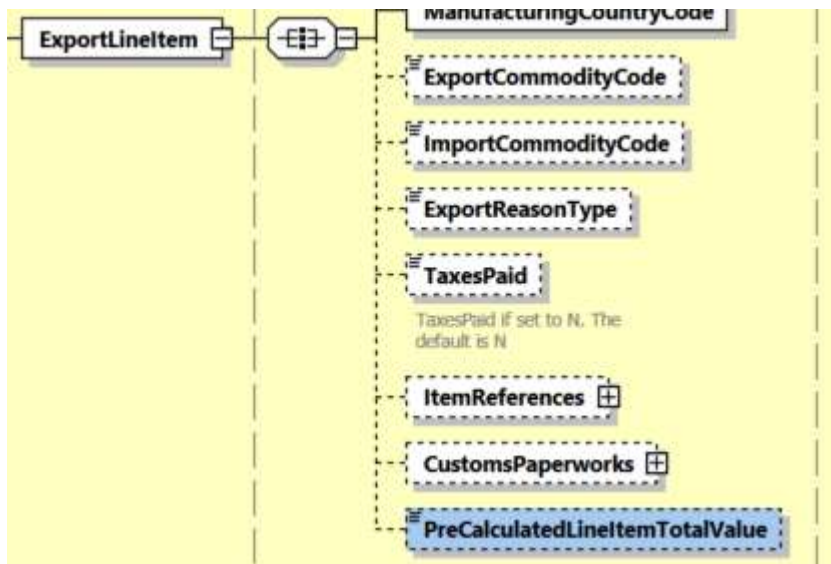
LNP	License or Permit
PLI	Permits & Licenses
DLI	Driver's License
NID	National Identity Card
PAS	Passport
CHA	Power of Attorney
CPA	Consignee Power of Attorney
POA	Power of Attorney (Customer-based)
BEX	Branch Letter of Exemption
DGD	Dangerous Goods Declaration
IPA	Intellectual Property Authorization
T2M	T2M Transport Accompanying Document
TAD	TAD Transport Accompanying Document T1
TCS	Transportation Charges Statement
ROD	Receipt on Delivery
EXL	DCE Export of Customs Data
HWB	House Waybill

14.2.4.2.15.3 UploadInvoiceData Input: InvoiceData/ExportDeclarations/ExportDeclaration/ExportLineItems/ExportLineItem/PreCalculatedLineItemTotalValue (0:1)

PreCalculatedLineItemTotalValue indicates pre-calculated sum of all Export Line Items' Subtotal value in Export Declaration segment.

This field value will be used in rendering Commercial Invoice PDF in SDSM.
Only applicable to CI templates COMMERCIAL_INVOICE_P_10, and COMMERCIAL_INVOICE_L_10.

Note: Value must be greater than 0 (zero) to be provided in this field.



14.2.4.15.16 UploadInvoiceData Input: InvoiceIndicativeCustomsValues (0:1)

InvoiceIndicativeCustomsValues contains child nodes ImportCustomsDutyValue and ImportTaxesValue.

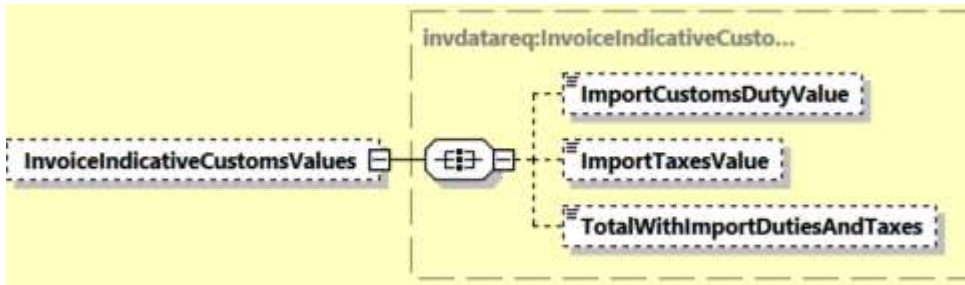
ImportCustomsDutyValue indicates pre-calculated Import Customs Duties value.
ImportTaxesValue indicates pre-calculated Import Taxes value.

Note: Value must be equal or greater than 0 (zero) to be provided in these field.

TotalWithImportDutiesAndTaxes field is applicable only for Perfect invoice scenario.
It is pre-calculated as the sum of all Export Line Item Subtotal, plus all Other Charges amount, plus ImportCustomsDutyValue and ImportTaxesValue.

Note: Value must be greater than 0 (zero) to be provided in this field.

These 3 elements are only applicable for Commercial Invoice printing purpose in Customs Invoice template*: COMMERCIAL_INVOICE_P_10 and COMMERCIAL_INVOICE_L_10.



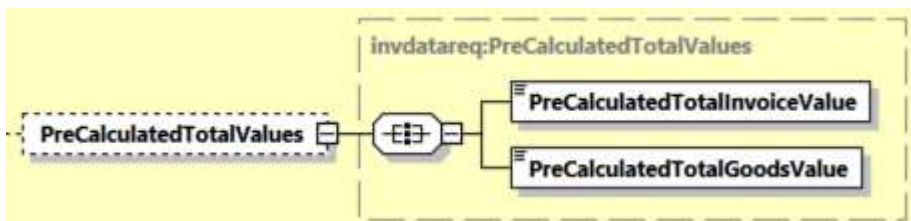
14.2.4.15.17 UploadInvoiceData Input: PreCalculatedTotalValues (0:1)

PreCalculatedTotalValues contains child nodes PreCalculatedTotalGoodsValue and PreCalculatedTotalInvoiceValue.

PreCalculatedTotalGoodsValue indicates pre-calculated sum of all Export Line Items’ Subtotal in Export Declaration. This field value will be rendered in Commercial Invoice output and manifest message.

PreCalculatedTotalInvoiceValue indicates pre-calculated sum of all Export Line Items’ Subtotal amount plus all Other Charges amount. This field value will be used in rendered Commercial Invoice output, Waybill document and manifest message.

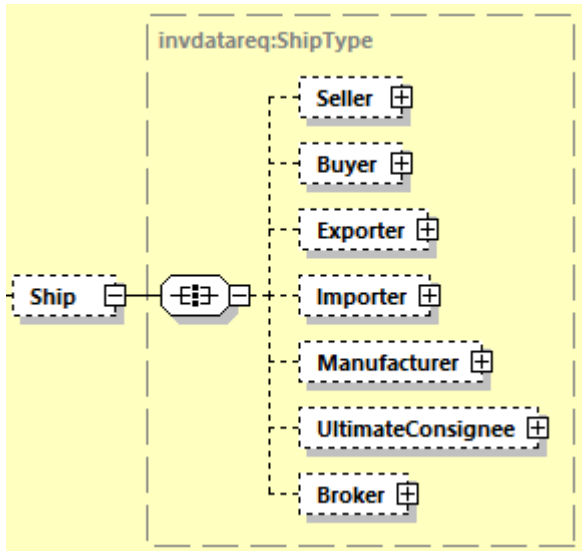
Note: Value must be greater than 0 (zero) to be provided in this field.



14.2.4.16 UploadInvoiceData Input: InvoiceData/Ship

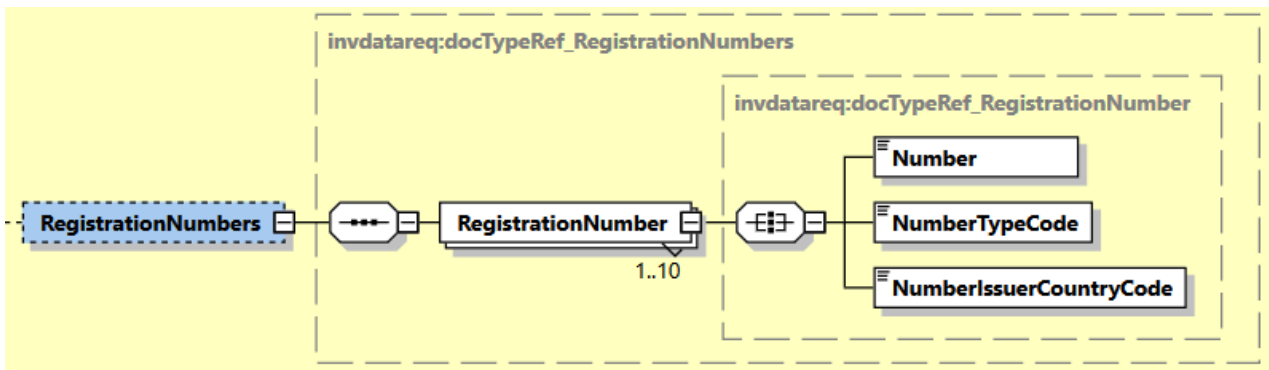
The Ship section outlines the Seller, Buyer, Importer, Exporter, Manufacturer, UltimateConsignee and Broker for the specific UploadInvoiceData request. Please note that all the roles’ structures are identical.

The subsequent data merge process takes the Seller, Buyer, Exporter, Importer, Manufacturer, UltimateConsignee and Broker details provided in UploadInvoiceData request and ignores any Seller, Buyer, Exporter, Importer, Manufacturer, UltimateConsignee, and Broker information provided in CreateShipment request.



14.2.4.4 RegistrationNumbers

This is applicable for Seller, Buyer, Exporter, Importer, Manufacturer, UltimateConsignee and Broker segments.



For printing registration numbers in commercial invoice, refer to [Appendix: Commercial Invoice Template Guide](#) on what `NumberTypeCode` values can be printed across different Commercial Invoice templates.

14.3 UPLOADINVOICEDATA REQUEST – INPUT FIELD LIST

UploadInvoiceData Request fields	M/O	Values or Constraints	Comments
UploadInvoiceDataRequest			
UploadInvoiceDataRequest/ClientDetail			
sso	O		This field is for internal use only
plant	O		This field is for internal use only
UploadInvoiceDataRequest/Request			
UploadInvoiceDataRequest/Request/ServiceHeader			
MessageTime	O	Timestamp	Format: YYYY-MM-DD(T)hh:mm:ssZ e.g 2020-01-12T08:41:12Z
MessageReference	O	AN 36	Message reference, between 28 to 36 characters in length.
WebstorePlatform	O	AN 20	Reserved for Third Party Vendors identification
WebstorePlatformVersion	O	AN 15	Reserved for Third Party Vendors identification
ShippingSystemPlatform	O	AN 20	Reserved for Third Party Vendors identification
ShippingSystemPlatformVersion	O	AN 15	Reserved for Third Party Vendors identification
PlugIn	O	AN 20	Reserved for Third Party Vendors identification
PlugInVersion	O	AN 15	Reserved for Third Party Vendors identification
UploadInvoiceDataRequest/InvoiceData			
UploadInvoiceDataRequest/InvoiceData/ShipmentInfo			

ShipmentIdentificationNumber	O	AN 10	Please provide the Shipment Identification Number (Waybill) of the shipment you wish to upload CIN Data.
Currency	M	AN 3	Currency code
UnitOfMeasurement	M	“SI”, “SU”	This field is mandatory which corresponds to unit of measurement for the dimensions of the package. Possible values : - SI, international metric system (KG, CM) - SU, for UK and US system of measurement (LB, IN)
PlannedShipDate	O	Date	The planned shipment date for the provided ShipmentID. The date component must be in the format: YYYY-MM-DD. (e.g: 2021-07-29)
UploadInvoiceDataRequest/InvoiceData/ShipmentInfo/Billing			
ShipperAccountNumber	M	AN 12	The DHL account number used for the shipment. Used as the shipper account number. Note: Please ensure to provide the same account details which were used to create the shipment for successful merging of Commercial Invoice (CIN) data with Shipment Data.
BillingAccountNumber	O	AN 12	The DHL account number used for the shipment. Note: Please ensure to provide the same account details which were used to create the shipment for successful merging of Commercial Invoice (CIN) data with Shipment Data.
UploadInvoiceDataRequest/InvoiceData/ShipmentInfo/OutputImageOptions			
RequestDHLCustomsInvoice	O	AN 1	Possible values; - Y (Yes – using DHL Invoice) - N (No – using Own Invoice) – (Default)
CustomsInvoiceTemplate	O	AN 25	Customs Invoice template name. Possible values:

			<p>- COMMERCIAL_INVOICE_04 This template can print the Shipper, Recipient, and Buyer and Importer address details and is on portrait orientation. (Note: this template is for exclusive use for preparing Loose BBX shipment.)</p> <p>- COMMERCIAL_INVOICE_L_10 This template can print the Shipper, Recipient, Buyer, and Importer and Exporter address details and is on landscape orientation.</p> <p>- COMMERCIAL_INVOICE_P_10 (default) This template can print the Shipper, Recipient and upto two more additional address details. This template is on portrait orientation. Note: If customer provided more than four address roles in the request message and this template is selected, the rendered invoice will only contain four address roles based on order of priority: Shipper, Recipient, Seller, Importer, Exporter, Buyer.</p> <p>Refer to Appendix: Commercial Invoice Template Guide on what RegistrationNumber/NumberTypeCode and OtherCharge/ChargeType can be printed across different Commercial Invoice templates.</p>
--	--	--	---

UploadInvoiceDataRequest/InvoiceData/ExportDeclarations (1:1)

UploadInvoiceDataRequest/InvoiceData/ExportDeclarations/ExportDeclaration (1:20)

InvoiceNumber	M	AN 35	Invoice number. Minimum length: 1 character
InvoiceDate	M	Date	Invoice date. Please enter accurate date when the invoice was issued at as that is what drives the exchange rate calculation during customs clearance process (where applicable).
PaymentInfo	M	Enumerated	Possible values:

			<ul style="list-style-type: none"> - CFR – Cost And Freight - CIF – Cost, Insurance and Freight - CIP – Carriage And Insurance Paid To - CPT – Carriage Paid To - DAF – Delivered At Frontier - DDP – Delivery Duty Paid - DDU – Delivery Duty Unpaid - DAP – Delivered At Place - DAT – Delivered At Terminal - DEQ – Delivered Ex Quay (Duty Paid) - DES – Delivered Ex Ship - EXW – Ex Works - FAS – Free Alongside Ship - FCA – Free Carrier - FOB – Free On Board - DPU – Delivered at Place Unloaded
ExportReasonType	O	Enumerated	<p>Export Reason Type</p> <p>Possible values:</p> <p>PERMANENT</p> <p>TEMPORARY</p> <p>RETURN</p> <p>USED_EXHIBITION_GOODS_TO_ORIGIN</p> <p>INTERCOMPANY_USE</p> <p>COMMERCIAL_PURPOSE_OR_SALE</p> <p>PERSONAL_BELONGINGS_OR_PERSONAL_USE</p> <p>SAMPLE</p> <p>GIFT</p> <p>RETURN_TO_ORIGIN</p> <p>WARRANTY_REPLACEMENT</p> <p>DIPLOMATIC_GOODS</p> <p>DEFENCE_MATERIAL</p>
PlaceOfIncoterm	O	AN 256	<p>Name of port of departure, shipment or destination, as required under the applicable delivery term.</p> <p>If using Customs Invoice template COMMERCIAL_INVOICE_P_10 and COMMERCIAL_INVOICE_L_10, recommended max length is 25 characters.</p>
ShipmentPurpose	O	Enumerated	<p>Indicates if the shipment was sent for Personal or Commercial reasons.</p> <p>Possible values:</p> <ul style="list-style-type: none"> - PERSONAL

			- COMMERCIAL
DocumentFunction	M	Enumerated	Describes for what purpose was the document details captured and are planned to be used. Possible values: - IMPORT - EXPORT - BOTH
ExporterCode	O	AN	Exporter Code Optional field to indicate the type code of Exporter’s ID number provided in ExporterID tag – e.g. DUN, SSN, and EIN.
ExporterID	O	AN	Identification Number of the Exporter party.
UploadInvoiceDataRequest/InvoiceData/ExportDeclarations/ExportDeclaration/CustomsDocuments (0:1)			
UploadInvoiceDataRequest/InvoiceData/ExportDeclarations/ExportDeclaration/CustomsDocuments/CustomsDocument (1:50)			
CustomsDocumentType	M	AN 3	Export declaration customs document type code Possible values : - 972, T2LF Dispense Paiement Droits - AHC, Analysis and Health Certificate - ATA, ATA Carnet - ATR, Preference Certificate ATR - CHD, CHED-D (Common Health Entry Document for Feed and Food of Non-Animal Origin - CHP, CHED-P (Common Health Entry Document for Products) - CIT, CITES Certificate - COO, Generic Certificate of Origin - DEX, Duty Exemption Certificate - EU1, Preference Certificate EUR1 - EU2, Preferential Declaration of Origin on the Invoice – EUR2 - EUS, End Use Authorization

			<ul style="list-style-type: none"> - FMA, Certificate of Origin (Form A) - PHY, Phytosanitary Certificate - VET, Veterinary Entry Document - VEX, VAT Exemption Certificate - CRL, Control Document - CSD, Consolidated Customs Entry - PCH, Proof of Purchase - CI2, Export-only Invoice - CIV, Customs Invoice Value - DOV, Invoice - INV, Commercial Invoice - PFI, Pro-Forma - ALC, Agricultural License - HLC, Health Products Regulatory Authority (HPRA) Licensing Requirements - JLC, Justice License - LIC, Specific Export Licenses - LNP, License or Permit - PLI, Permits & Licenses - DLI, Driver’s License - NID, National Identity Card - PAS, Passport - CHA, Power of Attorney - CPA, Consignee Power of Attorney - POA, Power of Attorney (Customer-based) - BEX, Branch Letter of Exemption - DGD, Dangerous Goods Declaration - IPA, Intellectual Property Authorization - T2M, T2M Transport Accompanying Document - TAD, TAD Transport Accompanying Document T1
--	--	--	--

			<ul style="list-style-type: none"> - TCS, Transportation Charges Statement - ROD, Receipt on Delivery - EXL, DCE Export of Customs Data - HWB, House Waybill - ELP, Export Licenses and Permits
CustomsDocumentID	M	AN 35	<p>Export declaration customs document ID</p> <p>Minimum length: 1 character</p>
UploadInvoiceDataRequest/InvoiceData/ExportDeclarations/ExportDeclaration/Remarks			
UploadInvoiceDataRequest/InvoiceData/ExportDeclarations/ExportDeclaration/Remarks/Remark (1:3)			
RemarkDescription	M	AN	<p>Customs Invoice’s Remarks Description maximum of 3.</p> <p>Minimum length: 1 character</p> <p>If using Customs Invoice template COMMERCIAL_INVOICE_04, the invoice can only print the first RemarkDescription field. The recommended max length is 20 characters.</p> <p>If using Customs Invoice template COMMERCIAL_INVOICE_L_10 or COMMERCIAL_INVOICE_P_10, the invoice can print all three RemarkDescription fields. The recommended max length is 45 characters.</p>
UploadInvoiceDataRequest/InvoiceData/ExportDeclarations/ExportDeclaration/OtherCharges			
UploadInvoiceDataRequest/InvoiceData/ExportDeclarations/ExportDeclaration/OtherCharges/OtherCharge (1:5)			
ChargeValue	M	18.3 D	<p>Customs Invoice’s Other Charges maximum of 5 fields charge value can be passed to print in this field.</p> <p>Note: Value must be greater than 0 (zero) to be provided in this field.</p>
ChargeType	M	AN 5	<p>5-character Charge Type code</p> <p>Possible values</p> <ul style="list-style-type: none"> - ADMIN, administration fee - DELIV, delivery fee - DOCUM, documentation fee

			<ul style="list-style-type: none"> - EXPED, expedite fee - EXCHA, export fee - FRCST , freight cost - SSRGE, fuel surcharge - LOGST, logistic fee - SOTHR , other fee - SPKGN, packaging/packing fee - PICUP, pickup fee - HRCRG, handling fee - VATCR, VAT fee - INSCH , insurance cost - REVCH, reverse charge <p>For printing charges in commercial invoice, refer to Appendix: Commercial Invoice Template Guide on charge types can be printed across different Commercial Invoice templates.</p>
UploadInvoiceDataRequest/InvoiceData/ExportDeclarations/ExportDeclaration/InvoiceReferences			
UploadInvoiceDataRequest/InvoiceData/ExportDeclarations/ExportDeclaration/InvoiceReferences/InvoiceReference (1:100)			
InvoiceReferenceType	M	AN 3	<p>Export declaration level reference type code</p> <p>Possible values:</p> <ul style="list-style-type: none"> - ACL, Parent Shipment ID for BBX - CID, Customer Identifier - CN, Contract Number - CU, Consignor reference number - ITN, US Export declaration reference ID - MRN, Movement Reference number - UCN, Unique reference of a consignment (UCRN) - OID, Order Number - PON, Purchase Order Number - RMA, RMA Number - AAM, AWB Ref #

			<ul style="list-style-type: none"> - ABT, Goods Declaration number - ADA, Buyer Reference number - AES, AES Post Clearance - AFD, 1496 Item number - ANT, Consignee Reference number - BKN, Booking Number - BOL, Bill of Lading Number - CDN, Customs Declaration number - COD, Cash On Delivery - DSC, Weltpaket Reference - FF, Freight forwarder’s reference number - FN, Freight bill number - FTR, Post Clearance Exemption US - HWB, Shipment Identifiers - IBC, Inbound center reference number - IPP, Insurance Policy Provider - LLR, Load list reference - MAB, Master Airwaybill Number - MWB, MAWB Reference number - OBC, Outbound center reference number - PD, Vendor Reference Number - PRN, Pickup request number - RTL, Return Leg waybill number - SID, Shipment ID 15 Digit CODA - SS, Seller Reference number - SWN, Original Waybill number (Return) <p>Note: In case of multiple invoices and no ShipmentIdentificationNumber in request, InvoiceReferenceType with value “CU” must be in each ExportDeclaration instance, so that all ExportDeclaration instance will be included in merged data.</p>
--	--	--	--

InvoiceReferenceNumber	M	AN 35	<p>Export declaration level reference number</p> <p>Minimum length: 1 character</p> <p>Note: In case of multiple invoices and no ShipmentIdentificationNumber in request, InvoiceReferenceType with value “CU” must be in each ExportDeclaration instance, so that all ExportDeclaration instance will be included in merged data.</p> <p>If printing a Commercial Invoice with a Shipment Reference, provide the Shipment reference number in this node with InvoiceReferenceType value “CU”.</p>
UploadInvoiceDataRequest/InvoiceData/ExportDeclarations/ExportDeclaration/ExportLineItems			
UploadInvoiceDataRequest/InvoiceData/ExportDeclarations/ExportDeclaration/ExportLineItems/ExportLineItem (1:999)			
ItemNumber	M	Digit 1-999	Unique item sequence number e.g. 1, 2, 3 ... 999
ItemDescription	M	AN 512	<p>The description of the line item.</p> <p>Minimum length: 1 character</p>
Quantity	M	INT 1 – 100000000	Quantity of the particular line item
QuantityUnitOfMeasurement	M	Enumerated	<p>The quantity unit of measurement</p> <ul style="list-style-type: none"> - BOX Boxes - 2GM Centigram - M3 Cubic Meters - DPR Dozen Pairs - DOZ Dozen - PCS Pieces - GM Grams - GRS Gross - KG Kilograms - M Meters - 3GM Milligrams - X No Unit Required - NO Number - PRS Pairs - CM2 Square Centimeters - 2M2 Square Feet - 3M2 Square Inches - M2 Square Meters - 4M2 Square Yards

			<ul style="list-style-type: none"> - CM Centimeters - CONE Cone - CT Carat - EA Each - LBS Pounds - RILL Rill - ROLL Roll - SET Set - TU Time Unit - KM kilometre - IN inch - FT foot - YD yard - MI mile (statute mile) - LTR litre - MMQ cubic millimetre - CM3 cubic centimetre - DMQ cubic decimetre - MLT millilitre - CLT centilitre - DLT decilitre - INQ cubic inch - FT3 cubic foot - YD3 cubic yard - GLI gallon (UK) - GLL gallon (US) - PT pint (US) - PTI pint (UK) - QTI quart (UK) - PTL liquid pint (US) - QTL liquid quart (US) - PTD dry pint (US) - OZI fluid ounce (UK) - J57 barrel (UK petroleum) - NM3 Normalised cubic metre - SM3 Standard cubic metre - TNE tonne (metric ton) - LB pound - ONZ ounce (avoirdupois) - CEL degree Celsius
UnitPrice	M	D 18.3	<p>Monetary value of each line item.</p> <p>Note: Value must be greater than 0 (zero) to be provided in this field.</p>
NetWeight	O	D 15.3	Net weight of the line item

			<p>Either a NetWeight or GrossWeight must be provided for the line item.</p> <p>Note: Value must be greater than 0 (zero) to be provided in this field.</p>
GrossWeight	O	D 15.3	<p>Gross weight of the line item</p> <p>Either a NetWeight or GrossWeight must be provided for the line item.</p> <p>Note: Value must be greater than 0 (zero) to be provided in this field.</p>
ManufacturingCountryCode	M	AN 2	Manufacturing ISO country code
ExportCommodityCode	O	AN 18	Export Commodity code for the shipment at item line level
ImportCommodityCode	O	AN 18	Import Commodity code for the shipment at item line level
ExportReasonType	O	Enumerated	<p>Possible values;</p> <p>PERMANENT TEMPORARY RETURN USED_EXIBITION_GOODS_TO_ORIGIN INTERCOMPANY_USE COMMERCIAL_PURPOSE_OR_SALE PERSONAL_BELONGINGS_OR_PERSONAL_USE SAMPLE GIFT RETURN_TO_ORIGIN WARRANTY_REPLACEMENT DIPLOMATIC_GOODS DEFENCE_MATERIAL</p>
TaxesPaid	O	Enumerated	<p>TaxesPaid if set to N. The default is N</p> <p>Possible values;</p> <ul style="list-style-type: none"> - Y - N
UploadInvoiceDataRequest/InvoiceData/ExportDeclarations/ExportDeclaration/ExportLineItems/ExportLineItem/ItemReferences			
UploadInvoiceDataRequest/InvoiceData/ExportDeclarations/ExportDeclaration/ExportLineItems/ExportLineItem/ItemReferences/ItemReference (1:100)			
ItemReferenceType	M	AN 3	<p>Line item reference type code</p> <p>Possible values:</p>

		<ul style="list-style-type: none"> - AAJ, Delivery Order number - ABW, Stock Keeping Unit - ALX, Model - AFE, Export Control Classification number (ECCN) - BRD, Brand - DGC, Dangerous Goods Content Identifier - DTC, DDTC Eligibility Indicator - DTM, DDTC UOM - DTQ, DDTC Quantity - DTR, DDTC Registration No - INB, In Bond shipment - ITR, DDTC ITAR Exemption No - MAK, Make - MID, Manufacturers Identification Code - OED, Original Export Date - OET, Original Export OB Tracking ID - OID, Order ID - OOR, Original Outbound Carrier - PAN, Part No - PON, Purchase Order Number - SE, Serial number - SON, Sales order No - SME, DDTC SME Indicator - USM, DDTC USML Category Code - AAM, AWB Ref # - CFR, ECCN License Exemption (CFR#) - DOM, Domestic indicator CoO (US) - FOR, Foreign indicator CoO (US) - USG, Usage - MAT, Material
--	--	--

			- NLR, ECCN No License Required Indicator
ItemReferenceNumber	M	AN 35	Line item reference number Minimum length: 1 character First five ItemReference in request message can be printed in templates COMMERCIAL_INVOICE_P_10 and COMMERCIAL_INVOICE_L_10.
UploadInvoiceDataRequest/InvoiceData/ExportDeclarations/ExportDeclaration/ExportLineItems/ExportLineItem/CustomPaperworks			
UploadInvoiceDataRequest/InvoiceData/ExportDeclarations/ExportDeclaration/ExportLineItems/ExportLineItem/CustomPaperworks/CustomPaperwork (1:50)			
CustomsPaperworkType	M	AN 3	Line item customs paperwork type code Possible values: - 972, T2LF Dispense Paiement Droits - AHC, Analysis and Health Certificate - ATA, ATA Carnet - ATR, Preference Certificate ATR - CHD, CHED-D (Common Health Entry Document for Feed and Food of Non-Animal Origin) - CHP, CHED-P (Common Health Entry Document for Products) - CIT, CITES Certificate - COO, Generic Certificate of Origin - DEX, Duty Exemption Certificate - EU1, Preference Certificate EUR1 - EU2, Preferential Declaration of Origin on the Invoice – EUR2 - EUS, End Use Authorization - FMA, Certificate of Origin (Form A) - PHY, Phytosanitary Certificate - VET, Veterinary Entry Document

		<ul style="list-style-type: none"> - VEX, VAT Exemption Certificate - CRL, Control Document - CSD, Consolidated Customs Entry - PCH, Proof of Purchase - CI2, Export-only Invoice - CIV, Customs Invoice Value - DOV, Invoice - INV, Commercial Invoice - PFI, Pro-Forma - ALC, Agricultural License - HLC, Health Products Regulatory Authority (HPRA) Licensing Requirements - JLC, Justice License - LIC, Specific Export Licenses - LNP, License or Permit - PLI, Permits & Licenses - DLI, Driver’s License - NID, National Identity Card - PAS, Passport - CHA, Power of Attorney - CPA, Consignee Power of Attorney - POA, Power of Attorney (Customer-based) - BEX, Branch Letter of Exemption - DGD, Dangerous Goods Declaration - IPA, Intellectual Property Authorization - T2M, T2M Transport Accompanying Document - TAD, TAD Transport Accompanying Document T1 - TCS, Transportation Charges Statement - ROD, Receipt on Delivery - EXL, DCE Export of Customs Data
--	--	---

			<ul style="list-style-type: none"> - HWB, House Waybill - ELP, Export Licenses and Permits
CustomsPaperworkID	M	AN 35	<p>Line item customs paperwork ID.</p> <p>Minimum length: 1 character</p>
PreCalculatedLineItemTotalValue	O	D 18.3	<p>Pre-calculated of Line item’s Quantity multiplied by the Unit Price.</p> <p>Note: Value must be greater than 0 (zero) to be provided in this field.</p>
UploadInvoiceDataRequest/InvoiceData/ExportDeclarations/ExportDeclaration/InvoiceIndicativeCustomsValues			
ImportCustomsDutyValue	O	D 18.3	<p>Pre-calculated Import Customs Duties.</p> <p>Printed only when using Customs Invoice templates: COMMERCIAL_INVOICE_P_10 COMMERCIAL_INVOICE_L_10</p> <p>Note: Value must be equal or greater than 0 (zero) to be provided in this field.</p>
ImportTaxesValue	O	D 18.3	<p>Pre-calculated Import Taxes.</p> <p>Printed only when using Customs Invoice templates: COMMERCIAL_INVOICE_P_10 COMMERCIAL_INVOICE_L_10</p> <p>Note: Value must be equal or greater than 0 (zero) to be provided in this field.</p>
TotalWithImportDutiesAndTaxes	O	D 18.3	<p>Pre-calculated as the sum of all Export Line Item Subtotal, plus all Other Charges amount, plus ImportCustomsDutyValue and ImportTaxesValue.</p> <p>Printed only when using Customs Invoice templates: COMMERCIAL_INVOICE_P_10 COMMERCIAL_INVOICE_L_10</p> <p>Note: Value must be greater than 0 (zero) to be provided in this field.</p>

UploadInvoiceDataRequest/InvoiceData/ExportDeclarations/ExportDeclaration/PreCalculatedTotalValues			
PreCalculatedTotalGoodsValue	O	D 18.3	Pre-calculated sum of all Export Line Items' Subtotal in Export Declaration. This field value will be rendered in Commercial Invoice output and manifest message. Note: Value must be greater than 0 (zero) to be provided in this field.
PreCalculatedTotalInvoiceValue	O	D 18.3	Pre-calculated sum of all Export Line Items' Subtotal amount plus all Other Charges amount. This field value will be used in rendered Commercial Invoice, Waybill Document output and manifest message. Note: Value must be greater than 0 (zero) to be provided in this field.
UploadInvoiceDataRequest/InvoiceData/Ship			
UploadInvoiceDataRequest/InvoiceData/Ship/Seller			
BusinessPartyTypeCode	O	AN 2	Buyer party type code Possible values: <ul style="list-style-type: none"> - BU (business) - DC (direct consumer) - GV (government) - OT (other) - PR (private) - RE (reseller)
UploadInvoiceDataRequest/InvoiceData/Ship/Seller/Contact			
PersonName	M	AN 255	A contact name of a person who acts as Seller
CompanyName	M	AN 100	The company name the person is working in.
PhoneNumber	M	AN 70	The contact person phone number. In case of questions, this person can be called by the courier.
EmailAddress	O	AN 70	The email address of the contact person.
MobilePhoneNumber	O	AN 70	The mobile phone number of the contact person.
UploadInvoiceDataRequest/InvoiceData/Ship/Seller/Address			

StreetLines	M	AN 45	The street line should contain street name and number of the Seller.
StreetName	O	AN 250	Seller street name should be sent as separate attribute if feasible.
BuildingName	O	AN 50	The Seller building name
StreetNumber	O	AN 50	Seller street number should be sent as separate attribute, if feasible.
StreetLines2	O	AN 45	Seller additional address information
StreetLines3	O	AN 45	Seller additional address information
City	M	AN 45	Seller city name
StateOrProvinceCode	O	AN 2	2 Letter state code for the USA only
PostalCode	M	AN 12	Seller postal code
Suburb	O	AN 45	Seller suburb
CountryCode	M	AN 2	ISO 2 character code of the Seller country.

UploadInvoiceDataRequest/InvoiceData/Ship/Seller/RegistrationNumbers

UploadInvoiceDataRequest/InvoiceData/Ship/Seller/RegistrationNumbers/RegistrationNumber (1:10)

Number	M	AN 35	Registration Number of the Seller.
NumberTypeCode	M	AN 3	Type of the registration number. Possible values: <ul style="list-style-type: none"> - CNP, Brazil CNPJ/CPF Federal Tax - DAN, Deferment Account Duties Only - DTF, Deferment Account Duties, Taxes and Fees Only - DUN, Data Universal Numbering System - EIN, Employer Identification Number - EOR, Economic Operator Registration ID - FED, Federal Tax ID - FTZ, Free Trade Zone ID - RGP, EU Registered Exporters Registration ID

			<ul style="list-style-type: none"> - SSN, Social Security Number - STA, State Tax ID - TAN, Deferment Account Tax Only - VAT, VAT Registration (VAT / GST) - NID, National Identity Card - PAS, Passport - MID, Manufacturer ID - IMS, Internal Market Scheme <p><i>Note: 'IMS' code will be available in Production by the end of March 2025.</i></p> <p>Not all type codes are applicable for all countries and role types. Refer to Appendix: Registration Number Type Codes attached in this document for full list of type codes, their description and applicable issuing country and shipping roles.</p>
NumberIssuerCountryCode	M	AN 2	ISO 2-character code of the country where the Registration Number has been issued by.
UploadInvoiceDataRequest/InvoiceData/Ship/Buyer			
BusinessPartyTypeCode	O	AN 2	<p>Buyer party type code</p> <p>Possible values:</p> <ul style="list-style-type: none"> - BU (business) - DC (direct consumer) - GV (government) - OT (other) - PR (private) - RE (reseller)
UploadInvoiceDataRequest/InvoiceData/Ship/Buyer/Contact			
PersonName	M	AN 255	A contact name of a person who acts as Buyer
CompanyName	M	AN 100	The company name the person is working in.
PhoneNumber	M	AN 70	The contact person phone number. In case of questions, this person can be called by the courier.
EmailAddress	O	AN 70	The email address of the contact person.

MobilePhoneNumber	O	AN 70	The mobile phone number of the contact person.
UploadInvoiceDataRequest/InvoiceData/Ship/Buyer/Address			
StreetLines	M	AN 45	The street line should contain street name and number of the Buyer.
StreetName	O	AN 250	Buyer street name should be sent as separate attribute if feasible.
BuildingName	O	AN 50	The Buyer building name
StreetNumber	O	AN 50	Buyer street number should be sent as separate attribute, if feasible.
StreetLines2	O	AN 45	Buyer additional address information
StreetLines3	O	AN 45	Buyer additional address information
City	M	AN 45	Buyer city name
StateOrProvinceCode	O	AN 2	2 Letter state code for the USA only
PostalCode	M	AN 12	Buyer postal code
Suburb	O	AN 45	Buyer suburb
CountryCode	M	AN 2	ISO 2 character code of the Buyer country.
UploadInvoiceDataRequest/InvoiceData/Ship/Buyer/RegistrationNumbers			
UploadInvoiceDataRequest/InvoiceData/Ship/Buyer/RegistrationNumbers/RegistrationNumber (1:10)			
Number	M	AN 35	Registration Number of the Buyer.
NumberTypeCode	M	AN 3	Type of the registration number. Possible values: <ul style="list-style-type: none"> - CNP, Brazil CNPJ/CPF Federal Tax - DAN, Deferment Account Duties Only - DTF, Deferment Account Duties, Taxes and Fees Only - DUN, Data Universal Numbering System - EIN, Employer Identification Number - EOR, Economic Operator Registration ID - FED, Federal Tax ID - FTZ, Free Trade Zone ID

			<ul style="list-style-type: none"> - RGP, EU Registered Exporters Registration ID - SSN, Social Security Number - STA, State Tax ID - TAN, Deferment Account Tax Only - VAT, VAT Registration (VAT / GST) - NID, National Identity Card - PAS, Passport - MID, Manufacturer ID - IMS, Internal Market Scheme <p><i>Note: 'IMS' code will be available in Production by the end of March 2025.</i></p> <p>Not all type codes are applicable for all countries and address types. Refer to Appendix: Registration Number Type Codes attached in this document for full list of type codes, their description and applicable issuing country and shipping roles.</p>
NumberIssuerCountryCode	M	AN 2	ISO 2-character code of the country where the Registration Number has been issued by.
UploadInvoiceDataRequest/InvoiceData/Ship/Exporter			
BusinessPartyTypeCode	O	AN 2	<p>Exporter party type code</p> <p>Possible values:</p> <ul style="list-style-type: none"> - BU (business) - DC (direct consumer) - GV (government) - OT (other) - PR (private) - RE (reseller)
UploadInvoiceDataRequest/InvoiceData/Ship/Exporter/Contact			
PersonName	M	AN 255	A contact name of a person who acts as Exporter
CompanyName	M	AN 100	The company name the person is working in.
PhoneNumber	M	AN 70	The contact person phone number. In case of questions, this person can be called by the courier.
EmailAddress	O	AN 70	The email address of the contact person.

MobilePhoneNumber	O	AN 70	The mobile phone number of the contact person.
UploadInvoiceDataRequest/InvoiceData/Ship/Exporter/Address			
StreetLines	M	AN 45	The street line should contain street name and number of the Exporter.
StreetName	O	AN 250	Exporter street name should be sent as separate attribute if feasible.
BuildingName	O	AN 50	The Exporter building name
StreetNumber	O	AN 50	Exporter street number should be sent as separate attribute, if feasible.
StreetLines2	O	AN 45	Exporter additional address information
StreetLines3	O	AN 45	Exporter additional address information
City	M	AN 45	Exporter city name
StateOrProvinceCode	O	AN 2	2 Letter state code for the USA only
PostalCode	M	AN 12	Exporter postal code
Suburb	O	AN 45	Exporter suburb
CountryCode	M	AN 2	ISO 2 character code of the Exporter country.
UploadInvoiceDataRequest/InvoiceData/Ship/Exporter/RegistrationNumbers			
UploadInvoiceDataRequest/InvoiceData/Ship/Exporter/RegistrationNumbers/RegistrationNumber (1:10)			
Number	M	AN 35	Registration Number of the Exporter.
NumberTypeCode	M	AN 3	Type of the registration number. Possible values: - CNP, Brazil CNPJ/CPF Federal Tax - DAN, Deferment Account Duties Only - DTF, Deferment Account Duties, Taxes and Fees Only - DUN, Data Universal Numbering System - EIN, Employer Identification Number - EOR, Economic Operator Registration ID - FED, Federal Tax ID - FTZ, Free Trade Zone ID - RGP, EU Registered Exporters Registration ID

			<ul style="list-style-type: none"> - SSN, Social Security Number - STA, State Tax ID - TAN, Deferment Account Tax Only - VAT, VAT Registration (VAT / GST) - NID, National Identity Card - PAS, Passport - MID, Manufacturer ID - IMS, Internal Market Scheme <p><i>Note: 'IMS' code will be available in Production by the end of March 2025.</i></p> <p>Not all type codes are applicable for all countries and address types. Refer to Appendix: Registration Number Type Codes attached in this document for full list of type codes, their description and applicable issuing country and shipping roles.</p>
NumberIssuerCountryCode	M	AN 2	ISO 2-character code of the country where the Registration Number has been issued by.
UploadInvoiceDataRequest/InvoiceData/Ship/Importer			
BusinessPartyTypeCode	O	AN 2	Importer party type code Possible values: <ul style="list-style-type: none"> - BU (business) - DC (direct consumer) - GV (government) - OT (other) - PR (private) - RE (reseller)
UploadInvoiceDataRequest/InvoiceData/Ship/Importer/Contact			
PersonName	M	AN 255	A contact name of a person who acts as Importer
CompanyName	M	AN 100	The company name the person is working in.
PhoneNumber	M	AN 70	The contact person phone number. In case of questions, this person can be called by the courier.
EmailAddress	O	AN 70	The email address of the contact person.
MobilePhoneNumber	O	AN 70	The mobile phone number of the contact person.

UploadInvoiceDataRequest/InvoiceData/Ship/Importer/Address			
StreetLines	M	AN 45	The street line should contain street name and number of the Importer.
StreetName	O	AN 250	Importer street name should be sent as separate attribute if feasible.
BuildingName	O	AN 50	The Importer building name
StreetNumber	O	AN 50	Importer street number should be sent as separate attribute, if feasible.
StreetLines2	O	AN 45	Importer additional address information
StreetLines3	O	AN 45	Importer additional address information
City	M	AN 45	Importer city name
StateOrProvinceCode	O	AN 2	2 Letter state code for the USA only
PostalCode	M	AN 12	Importer postal code
Suburb	O	AN 45	Importer suburb
CountryCode	M	AN 2	ISO 2 character code of the Importer country.
UploadInvoiceDataRequest/InvoiceData/Ship/Importer/RegistrationNumbers			
UploadInvoiceDataRequest/InvoiceData/Ship/Importer/RegistrationNumbers/RegistrationNumber (1:10)			
Number	M	AN 35	Registration Number of the Importer.
NumberTypeCode	M	AN 3	Type of the registration number. Possible values: - CNP, Brazil CNPJ/CPF Federal Tax - DAN, Deferment Account Duties Only - DTF, Deferment Account Duties, Taxes and Fees Only - DUN, Data Universal Numbering System - EIN, Employer Identification Number - EOR, Economic Operator Registration ID - FED, Federal Tax ID - FTZ, Free Trade Zone ID - RGP, EU Registered Exporters Registration ID - SSN, Social Security Number

			<ul style="list-style-type: none"> - STA, State Tax ID - TAN, Deferment Account Tax Only - VAT, VAT Registration (VAT / GST) - NID, National Identity Card - PAS, Passport - MID, Manufacturer ID - IMS, Internal Market Scheme <p><i>Note: 'IMS' code will be available in Production by the end of March 2025.</i></p> <p>Not all type codes are applicable for all countries and role types. Refer to Appendix: Registration Number Type Codes attached in this document for full list of type codes, their description and applicable issuing country and shipping roles.</p>
NumberIssuerCountryCode	M	AN 2	ISO 2-character code of the country where the Registration Number has been issued by.
UploadInvoiceDataRequest/InvoiceData/Ship/Manufacturer			
BusinessPartyTypeCode	O	AN 2	<p>Manufacturer party type code</p> <p>Possible values:</p> <ul style="list-style-type: none"> - BU (business) - DC (direct consumer) - GV (government) - OT (other) - PR (private) - RE (reseller)
UploadInvoiceDataRequest/InvoiceData/Ship/Manufacturer/Contact			
PersonName	M	AN 255	A contact name of a person who acts as Manufacturer.
CompanyName	M	AN 100	The company name the person is working in.
PhoneNumber	M	AN 70	The contact person phone number. In case of questions, this person can be called by the courier.
EmailAddress	O	AN 70	The email address of the contact person.
MobilePhoneNumber	O	AN 70	The mobile phone number of the contact person.
UploadInvoiceDataRequest/InvoiceData/Ship/Importer/Address			

StreetLines	M	AN 45	The street line should contain street name and number of the Manufacturer.
StreetName	O	AN 250	Manufacturer street name should be sent as separate attribute if feasible.
BuildingName	O	AN 50	The Manufacturer building name
StreetNumber	O	AN 50	Manufacturer street number should be sent as separate attribute, if feasible.
StreetLines2	O	AN 45	Manufacturer additional address information
StreetLines3	O	AN 45	Manufacturer additional address information
City	M	AN 45	Manufacturer city name
StateOrProvinceCode	O	AN 2	2 Letter state code for the USA only
PostalCode	M	AN 12	Manufacturer postal code
Suburb	O	AN 45	Manufacturer suburb
CountryCode	M	AN 2	ISO 2 character code of the Manufacturer country.
UploadInvoiceDataRequest/InvoiceData/Ship/Manufacturer/RegistrationNumbers			
UploadInvoiceDataRequest/InvoiceData/Ship/Manufacturer/RegistrationNumbers/RegistrationNumber (1:10)			
Number	M	AN 35	Registration Number of the Manufacturer.
NumberTypeCode	M	AN 3	Type of the registration number. Possible values: - CNP, Brazil CNPJ/CPF Federal Tax - DAN, Deferment Account Duties Only - DTF, Deferment Account Duties, Taxes and Fees Only - DUN, Data Universal Numbering System - EIN, Employer Identification Number - EOR, Economic Operator Registration ID - FED, Federal Tax ID - FTZ, Free Trade Zone ID - RGP, EU Registered Exporters Registration ID - SSN, Social Security Number

			<ul style="list-style-type: none"> - STA, State Tax ID - TAN, Deferment Account Tax Only - VAT, VAT Registration (VAT / GST) - NID, National Identity Card - PAS, Passport - MID, Manufacturer ID - IMS, Internal Market Scheme <p><i>Note: 'IMS' code will be available in Production by the end of March 2025.</i></p> <p>Not all type codes are applicable for all countries and role types. Refer to Appendix: Registration Number Type Codes attached in this document for full list of type codes, their description and applicable issuing country and shipping roles.</p>
NumberIssuerCountryCode	M	AN 2	ISO 2-character code of the country where the Registration Number has been issued by.
UploadInvoiceDataRequest/InvoiceData/Ship/UltimateConsignee			
BusinessPartyTypeCode	O	AN 2	<p>UltimateConsignee party type code</p> <p>Possible values:</p> <ul style="list-style-type: none"> - BU (business) - DC (direct consumer) - GV (government) - OT (other) - PR (private) - RE (reseller)
UploadInvoiceDataRequest/InvoiceData/Ship/UltimateConsignee/Contact			
PersonName	M	AN 255	A contact name of a person who acts as Ultimate Consignee
CompanyName	M	AN 100	The company name the person is working in.
PhoneNumber	M	AN 70	The contact person phone number. In case of questions, this person can be called by the courier.
EmailAddress	O	AN 70	The email address of the contact person.
MobilePhoneNumber	O	AN 70	The mobile phone number of the contact person.
UploadInvoiceDataRequest/InvoiceData/Ship/UltimateConsignee/Address			

StreetLines	M	AN 45	The street line should contain street name and number of the UltimateConsignee.
StreetName	O	AN 250	UltimateConsignee street name should be sent as separate attribute if feasible.
BuildingName	O	AN 50	The UltimateConsignee building name
StreetNumber	O	AN 50	UltimateConsignee street number should be sent as separate attribute, if feasible.
StreetLines2	O	AN 45	UltimateConsignee additional address information
StreetLines3	O	AN 45	UltimateConsignee additional address information
City	M	AN 45	UltimateConsignee city name
StateOrProvinceCode	O	AN 2	2 Letter state code for the USA only
PostalCode	M	AN 12	UltimateConsignee postal code
Suburb	O	AN 45	UltimateConsignee suburb
CountryCode	M	AN 2	ISO 2 character code of the UltimateConsignee country.

UploadInvoiceDataRequest/InvoiceData/Ship/UltimateConsignee/RegistrationNumbers

UploadInvoiceDataRequest/InvoiceData/Ship/UltimateConsignee/RegistrationNumbers/RegistrationNumber (1:10)

Number	M	AN 35	Registration Number of the UltimateConsignee.
NumberTypeCode	M	AN 3	Type of the registration number. Possible values: - CNP, Brazil CNPJ/CPF Federal Tax - DAN, Deferment Account Duties Only - DTF, Deferment Account Duties, Taxes and Fees Only - DUN, Data Universal Numbering System - EIN, Employer Identification Number - EOR, Economic Operator Registration ID - FED, Federal Tax ID - FTZ, Free Trade Zone ID - RGP, EU Registered Exporters Registration ID - SSN, Social Security Number

			<ul style="list-style-type: none"> - STA, State Tax ID - TAN, Deferment Account Tax Only - VAT, VAT Registration (VAT / GST) - NID, National Identity Card - PAS, Passport - MID, Manufacturer ID - IMS, Internal Market Scheme <p><i>Note: 'IMS' code will be available in Production by the end of March 2025.</i></p> <p>Not all type codes are applicable for all countries and role types. Refer to Appendix: Registration Number Type Codes attached in this document for full list of type codes, their description and applicable issuing country and shipping roles.</p>
NumberIssuerCountryCode	M	AN 2	ISO 2-character code of the country where the Registration Number has been issued by.
UploadInvoiceDataRequest/InvoiceData/Ship/Broker			
BusinessPartyTypeCode	O	AN 2	<p>Broker party type code</p> <p>Possible values:</p> <ul style="list-style-type: none"> - BU (business) - DC (direct consumer) - GV (government) - OT (other) - PR (private) <p>RE (reseller)</p>
UploadInvoiceDataRequest/InvoiceData/Ship/Broker/Address			
StreetLines	M	AN 45	The street line should contain street name and number of the Broker.
StreetName	O	AN 250	Broker street name should be sent as separate attribute if feasible.
BuildingName	O	AN 50	The Broker building name
StreetNumber	O	AN 50	Broker street number should be sent as separate attribute, if feasible.
StreetLines2	O	AN 45	Broker additional address information
StreetLines3	O	AN 45	Broker additional address information
City	M	AN 45	Broker city name

StateOrProvinceCode	O	AN 2	2 Letter state code for the USA only
PostalCode	M	AN 12	Broker postal code
Suburb	O	AN 45	Broker suburb
CountryCode	M	AN 2	ISO 2 character code of the Broker country.
UploadInvoiceDataRequest/InvoiceData/Ship/Broker/RegistrationNumbers			
UploadInvoiceDataRequest/InvoiceData/Ship/Broker/RegistrationNumbers/RegistrationNumber (1:10)			
Number	M	AN 35	Registration Number of the Broker.
NumberTypeCode	M	AN 3	<p>Type of the registration number.</p> <p>Possible values:</p> <ul style="list-style-type: none"> - CNP, Brazil CNPJ/CPF Federal Tax - DAN, Deferment Account Duties Only - DTF, Deferment Account Duties, Taxes and Fees Only - DUN, Data Universal Numbering System - EIN, Employer Identification Number - EOR, Economic Operator Registration ID - FED, Federal Tax ID - FTZ, Free Trade Zone ID - RGP, EU Registered Exporters Registration ID - SSN, Social Security Number - STA, State Tax ID - TAN, Deferment Account Tax Only - VAT, VAT Registration (VAT / GST) - NID, National Identity Card - PAS, Passport - MID, Manufacturer ID - IMS, Internal Market Scheme <p><i>Note: 'IMS' code will be available in Production by the end of March 2025.</i></p> <p>Not all type codes are applicable for all countries and role types. Refer to Appendix: Registration</p>

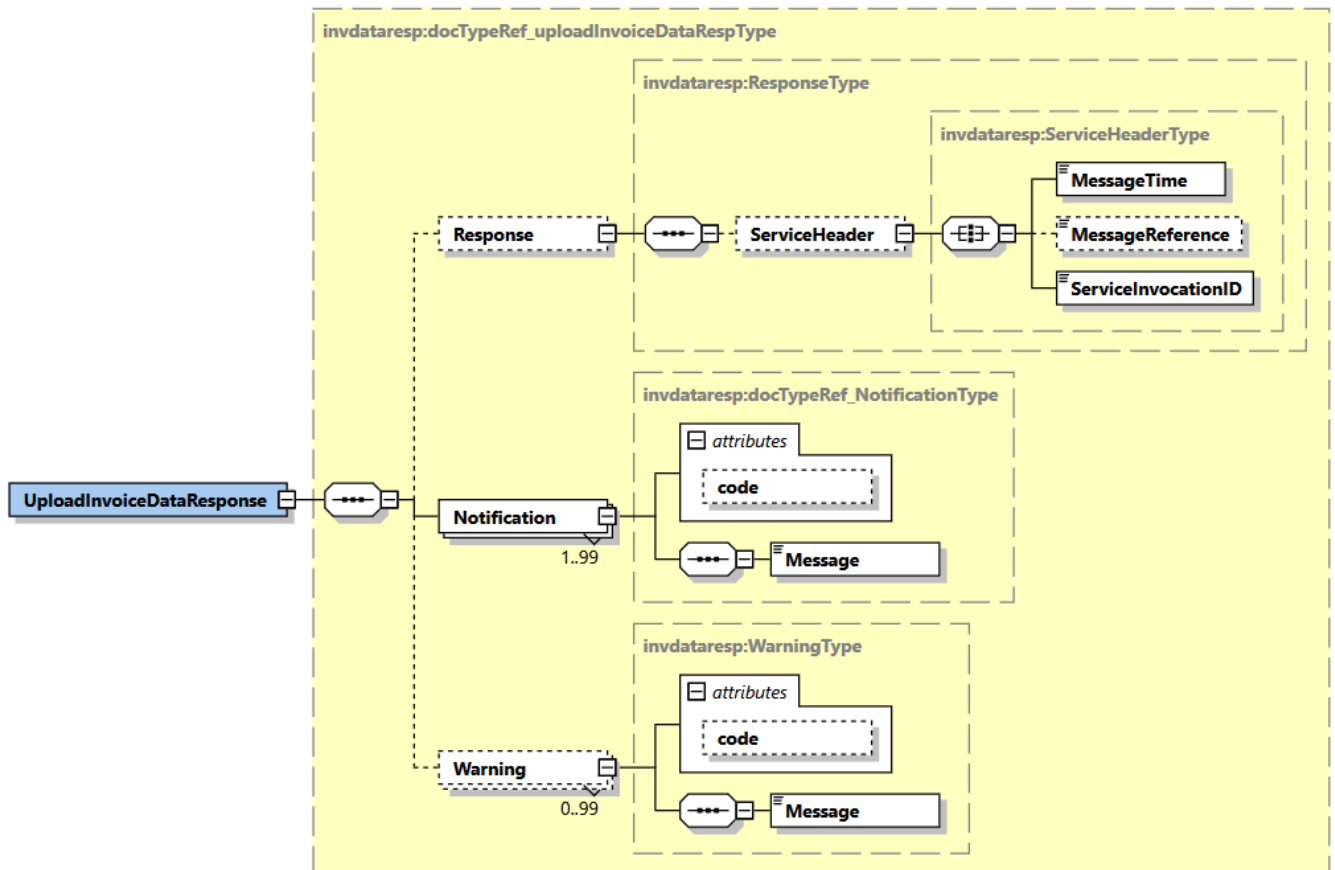
			Number Type Codes attached in this document for full list of type codes, their description and applicable issuing country and shipping roles.
NumberIssuerCountryCode	M	AN 2	ISO 2-character code of the country where the Registration Number has been issued by.

14.4 UPLOADINVOICEDATA - OUTPUT

The following diagram shows an overview of the response structure. The critical information to derive from this response are the notification codes for the response.

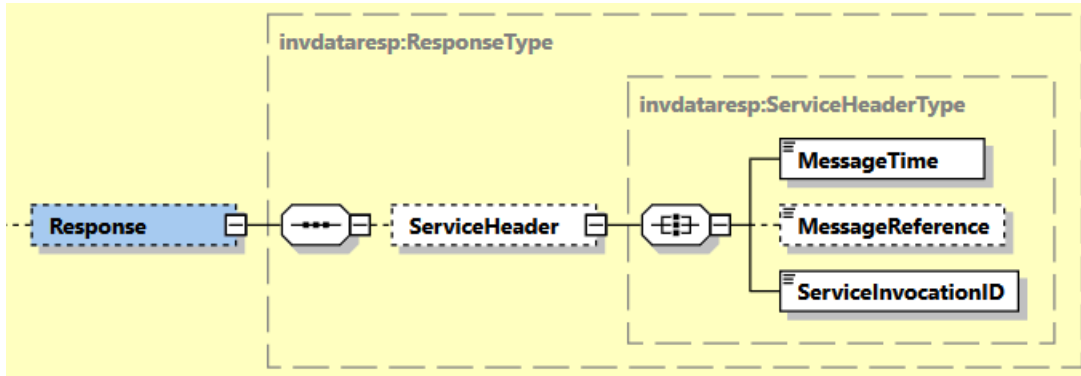
14.4.1 UploadInvoiceData Response Schema Diagram

Each of the individual sections of ShipmentResponse is shown below in schema diagram, with context, and a detailed description of each field follows in the Output Field List.



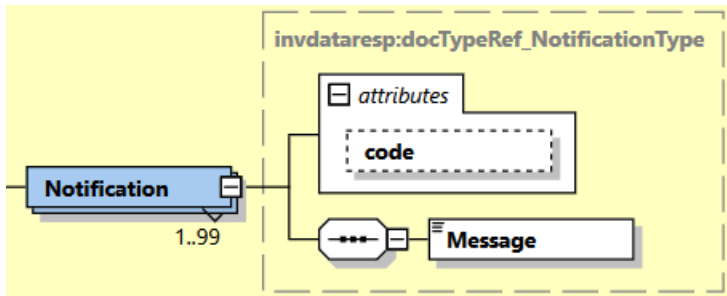
14.4.2 UploadInvoiceData Response Output: Response

The Response structure includes the ServiceHeader which includes MessageTime, MessageReference and ServiceInvocationID. MessageReference which is taken from the request and MessageTime shows when the request has been processed on DHL side. Customer can track messages by ServiceInvocationID.



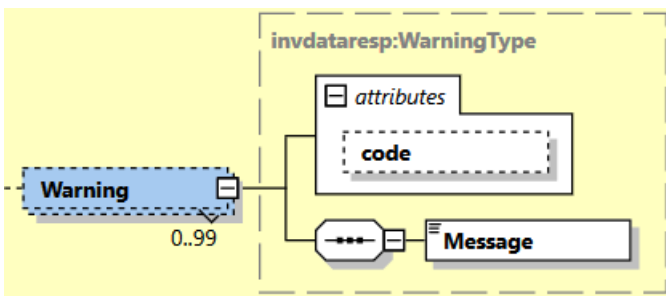
14.4.3 UploadInvoiceData Response Output: Notification

The Notification structure includes the result code and message, based on the results of the processing. Successful messages will include a zero error code and no corresponding message, while exceptions have both code and message.



14.4.3 UploadInvoiceData Response Output: Warning

The Warning structure includes the result code and message, based on the results of the processing. This is for future use.



14.5 UPLOADINVOICEDATA RESPONSE – OUTPUT FIELD LIST

UploadInvoiceData Response XML fields (Source)	Mandatory/ Optional	Values or Constraints	Comments
UploadInvoiceDataResponse/Response/ServiceHeader			
MessageTime	M	TIMESTAMP	The format of the should be YYYY-MM-DD(T)hh:mm:ssZ e.g 2011-01-12T18:41:12Z
MessageReference	O	AN 36	MessageReference as sent from request message
ServiceInvocationID	M		DHL internal service invocation ID to expedite support
UploadInvoiceDataResponse/Notification			
@code	M	N 6	Error > 0 or Success Code = 0
Message	M		Response Message, see Error codes for more details
UploadInvoiceDataResponse/Warning			
@code	M	N 6	For future use
Message	M		For future use

15. DOCUMENTIMAGEREQUEST

15.1 DOCUMENTIMAGEREQUEST - DESCRIPTION

The DocumentImageRequest Operation will allow customer to retrieve their own shipment's images such as Commercial Invoice, Waybill Document and Customs Entry paperwork documents from DHL Express image repository. Customer will receive the image(s) in base64 encoded string.

Customer can perform the document search by:

1. Single AWB + single DocumentType
2. Single AWB + multiple Document Type

The document image retrieve request is successfully executed if the correct combination of shipper account number, Waybill number, the shipment's pickup year and month and document type name is sent in the request.

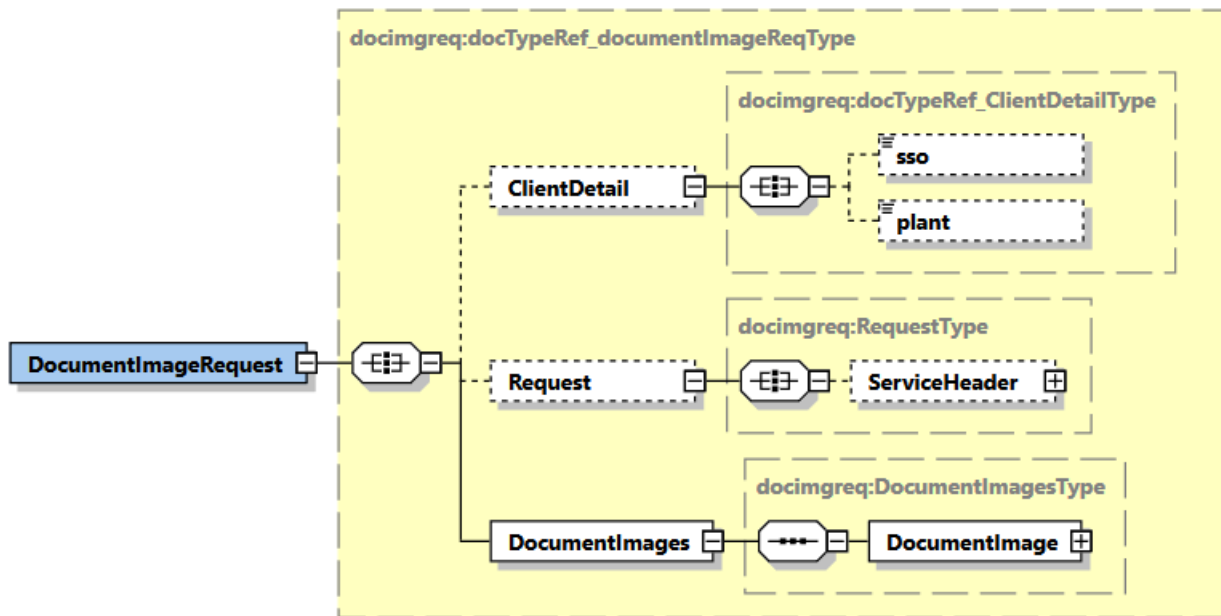
Important Note: DocumentImageRequest service is not enabled by default and must be requested per customer. To enable use of DocumentImageRequest service, please contact your DHL Express IT representative.

15.2 DOCUMENTIMAGEREQUEST - INPUT

The following diagram shows an overview of the request input structure.

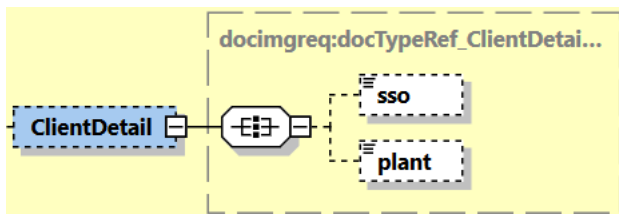
15.2.1 DocumentImageRequest Schema Diagram

Each of the individual sections of DocumentImageRequest is shown below in schema diagram, with context, and a detailed description of each field follows in the Input Field List.



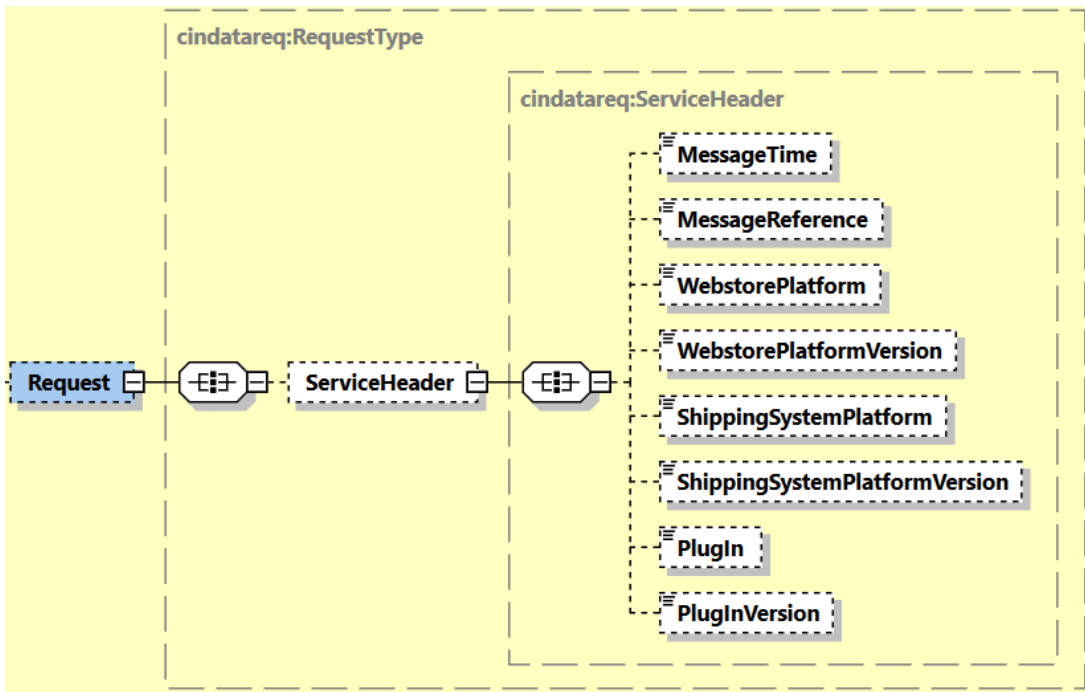
15.2.2 DocumentImageRequest Input: ClientDetail

Within the DocumentImageRequest Service, the ClientDetail is an optional node for internal reference use, and does not affect functionality.



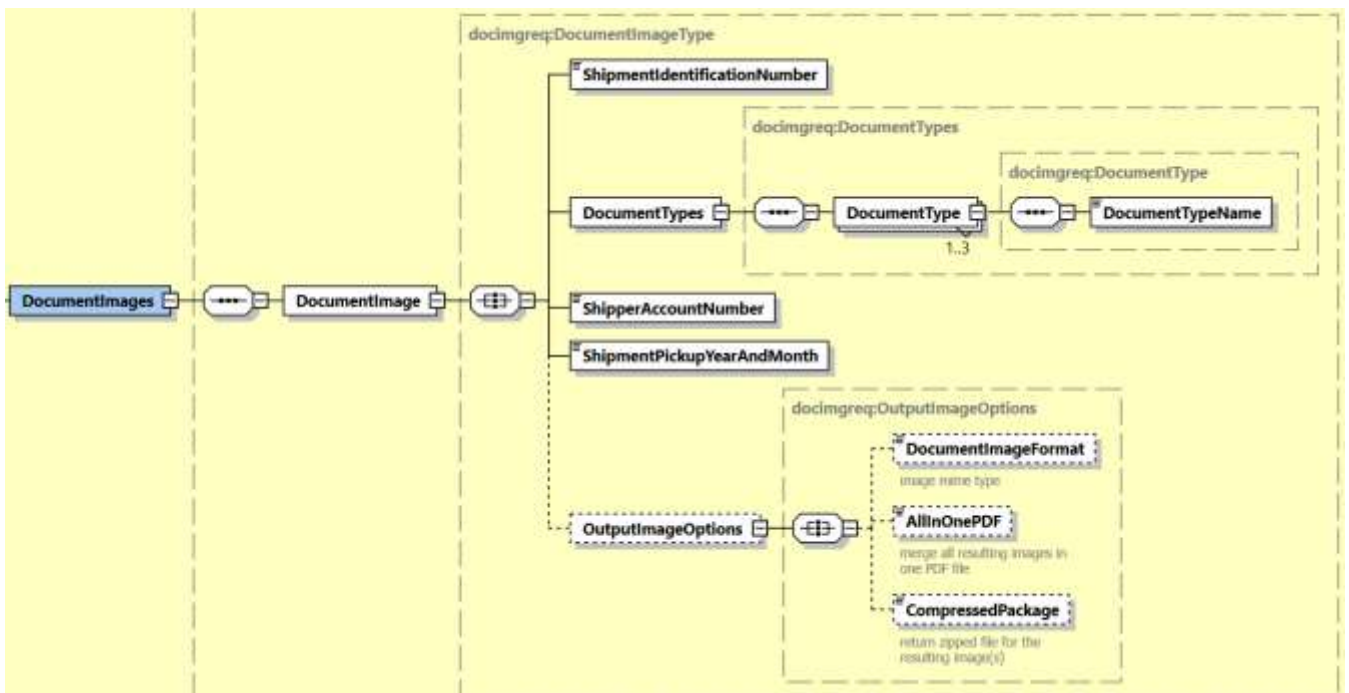
15.2.3 DocumentImageRequest Input: Request

Optional section to populate information used to identify customer request for troubleshooting or tracking. DHL Express recommends that this information is provided.



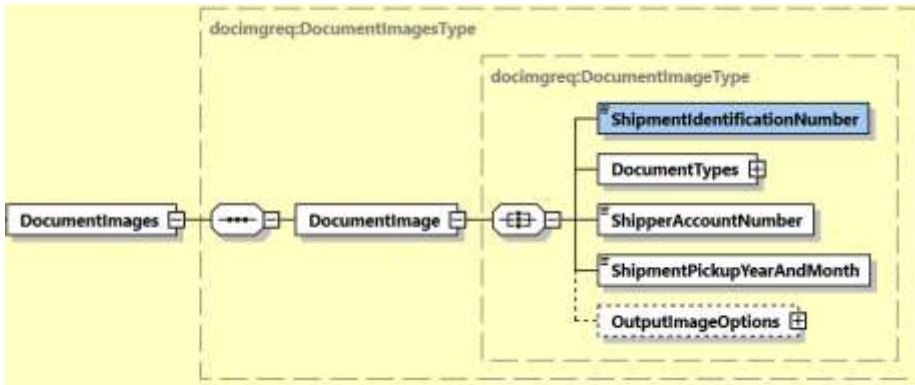
15.2.4 DocumentImageRequest Input: DocumentImages

Mandatory section to populate information for retrieving the images such as Commercial Invoice and Waybill Document.



15.2.4.1 DocumentImageRequest Input: DocumentImages/ShipmentIdentificationNumber

This field is mandatory which corresponds to the waybill number associated to the shipment. DocumentImageRequest service will perform validation on this field to retrieve the image data with respective Shipment Data.

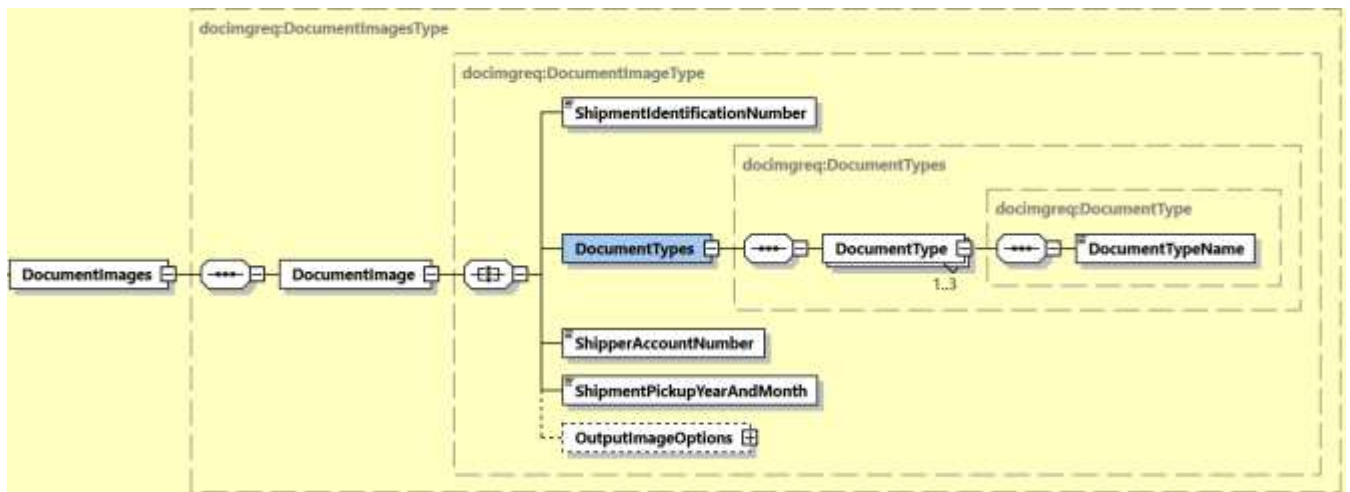


Note: Please ensure to provide the same waybill number which was generated after successful shipment creation for the successful retrieve of Document Images.

15.2.4.2 DocumentImageRequest Input: DocumentImages/DocumentTypes

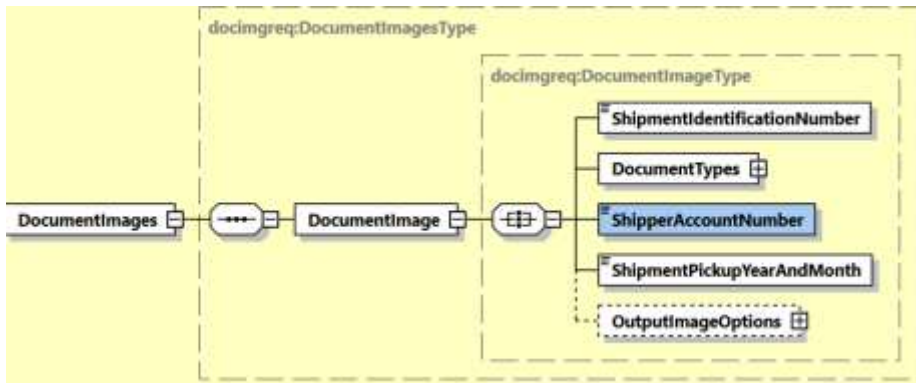
This field is mandatory which corresponds to the document type names. DocumentImageRequest service will perform validation on this field as the only allowed values are:

- CUSTOMS_ENTRY
- WAYBILL
- COMMERCIAL_INVOICE



15.2.4.3 DocumentImageRequest Input: DocumentImages/ShipperAccountNumber

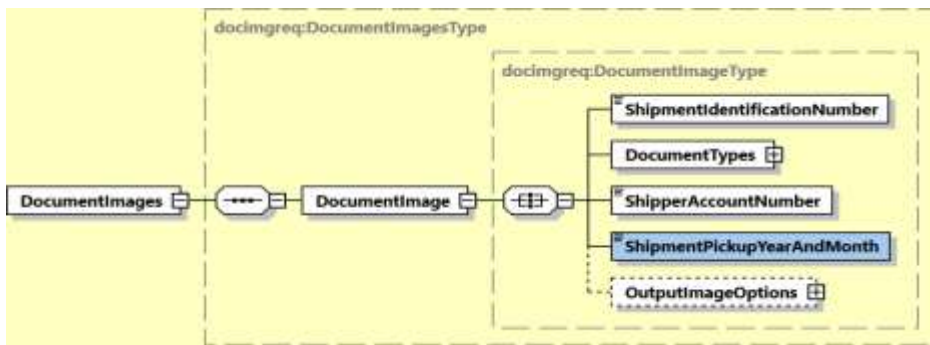
This field is mandatory that will be used to undergo account validation process (if needed).



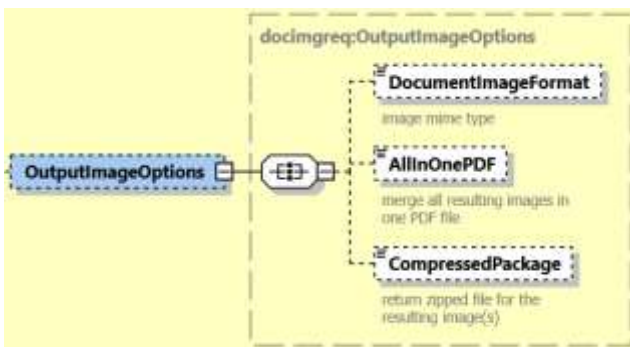
Note: Please ensure to provide the same account details which were used to create the shipment for successful retrieve of Document Images.

15.2.4.4 DocumentImageRequest Input: DocumentImages/ShipmentPickupYearAndMonth

This field is mandatory having format of YYYY-MM to retrieve the document images from the provided month.



15.2.4.5 DocumentImageRequest Input: DocumentImages/OutputImageOptions



This field is optional which corresponds to image options for document image result.

There are 3 children elements:

- DocumentImageFormat – this field is optional which corresponds to provide the image mime type i.e. PDF and TIFF.
- AllInOnePDF – this field is optional with default value as N. When provided “Y”, merge all resulting images in one PDF file with multiple pages.
- CompressedPackage – this field is optional with default value as N. When provided “Y”, return zipped file for the resulting images.

15.3 DOCUMENTIMAGEREQUEST – INPUT FIELD LIST

DocumentImageRequest fields	M/O	Values or Constraints	Comments
DocumentImageRequest			
DocumentImageRequest/ClientDetail			
ssso	O		This field is for internal use only
plant	O		This field is for internal use only
DocumentImageRequest/Request			
DocumentImageRequest/Request/ServiceHeader			
MessageTime	O	Timestamp	Format: YYYY-MM-DD(T)hh:mm:ssZ e.g 2020-01-12T08:41:12Z
MessageReference	O	AN 36	Message reference, between 28 to 36 characters in length.
WebstorePlatform	O	AN 20	Reserved for Third Party Vendors identification
WebstorePlatformVersion	O	AN 15	Reserved for Third Party Vendors identification
ShippingSystemPlatform	O	AN 20	Reserved for Third Party Vendors identification
ShippingSystemPlatformVersion	O	AN 15	Reserved for Third Party Vendors identification
PlugIn	O	AN 20	Reserved for Third Party Vendors identification
PlugInVersion	O	AN 15	Reserved for Third Party Vendors identification
DocumentImageRequest/DocumentImages			
DocumentImageRequest/DocumentImages/DocumentImage			
ShipmentIdentificationNumber	M	AN 10	Please provide the Shipment Identification Number (Waybill) of the

			shipment you wish to retrieve document images.
ShipperAccountNumber	M	AN 12	The DHL account number used for the shipment. Used as the shipper account number. Note: Please ensure to provide the same account details which were used to create the shipment for successful retrieve of Document Images.
ShipmentPickupYearAndMonth	M	YYYY-MM	This field is mandatory which corresponds to the month and year when the shipment is physically handed over to DHL courier.
DocumentImageRequest/DocumentImages/DocumentImage/DocumentTypes(1:1)			
DocumentImageRequest/DocumentImages/DocumentImage/DocumentTypes/DocumentType(1:3)			
DocumentTypeName	M	AN	This field is mandatory which corresponds to the document type image to be searched. Possible Values: <ul style="list-style-type: none"> • CUSTOMS_ENTRY • WAYBILL • COMMERCIAL_INVOICE
DocumentImageRequest/DocumentImages/DocumentImage/OutputImageOptions(0:1)			
DocumentImageFormat	O	AN4	The preferred image mime type of the image(s) returned in response Possible Values: <ul style="list-style-type: none"> • PDF • TIFF
AllInOnePDF	O	Enum	Possible Values: Y and N “Y”, merge all resulting images in one PDF file with multiple pages. “N”, do not merge in one PDF file. This is default. Note: this option is not applicable when DocumentImageFormat is set as TIFF.
CompressedPackage	O	Enum	Possible Values: Y and N

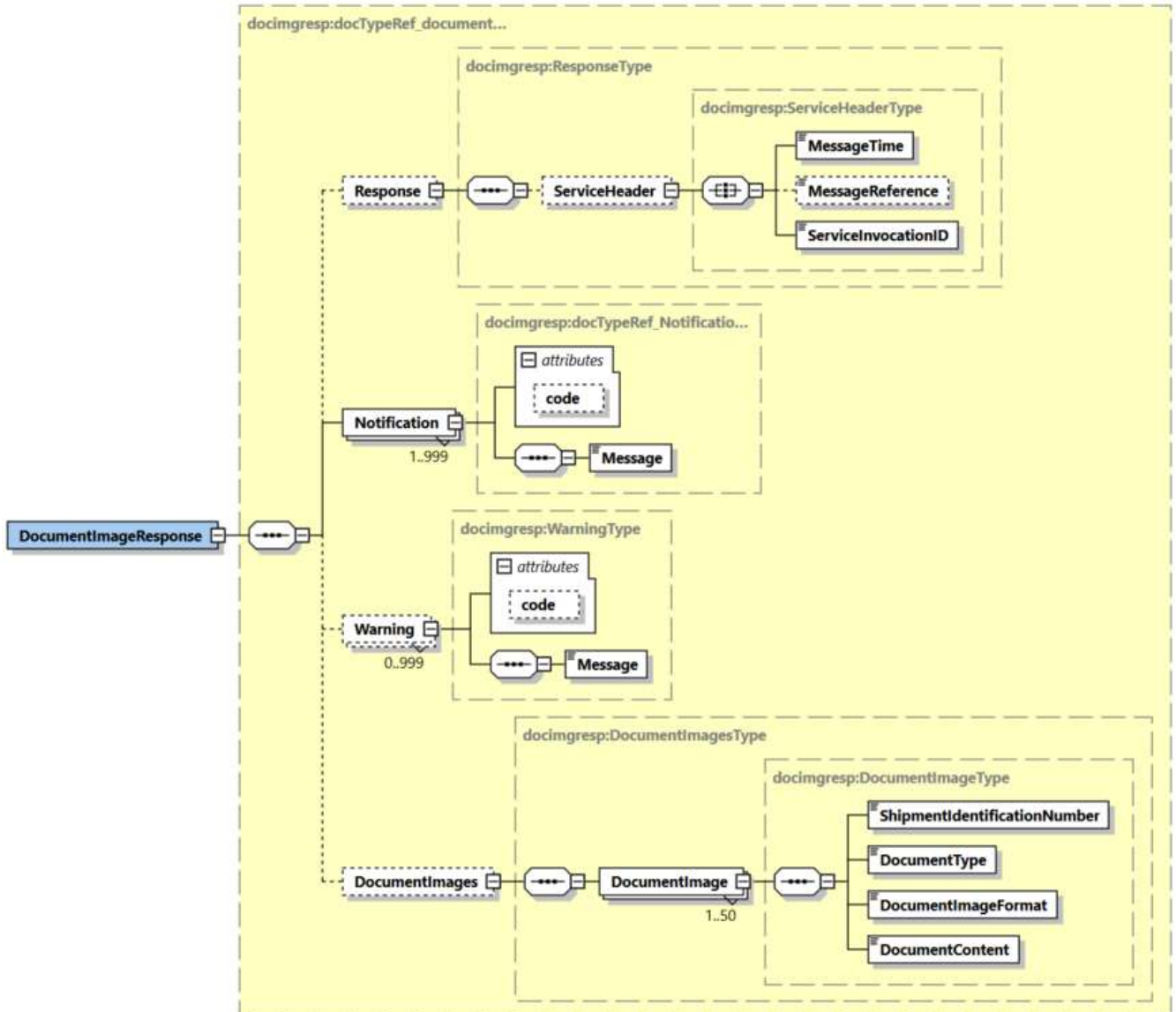
			<p>“Y”, return zipped file for the resulting images.</p> <p>“N”, default behavior</p>
--	--	--	---

15.4 DOCUMENTIMAGERESPONSE - OUTPUT

The following diagram shows an overview of the response structure. The critical information to derive from this response are the notification codes for the response together with the DocumentImage section that will contain the image(s) search results.

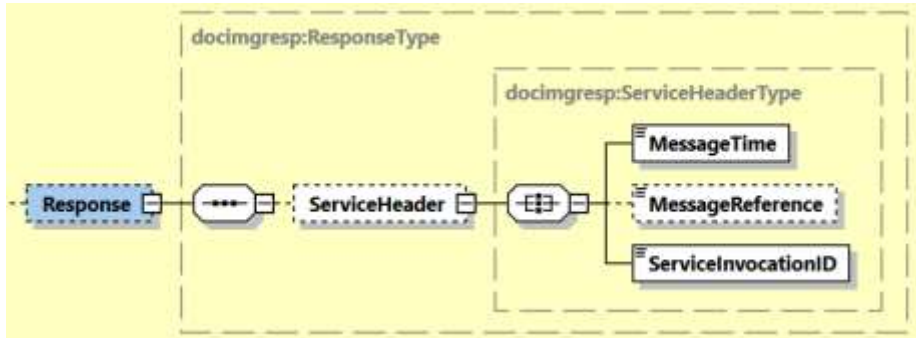
15.4.1 DocumentImageResponse Schema Diagram

Each of the individual sections of response is shown below in schema diagram, with context, and a detailed description of each field follows in the Output Field List.



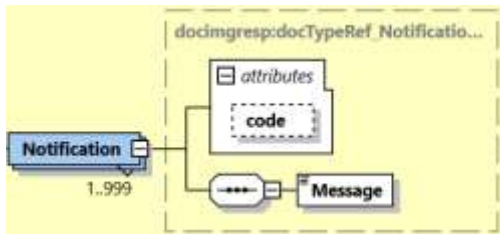
15.4.2 DocumentImageResponse Output: Response

The Response structure includes the ServiceHeader which includes MessageTime, MessageReference and ServiceInvocationID. MessageReference which is taken from the request and MessageTime shows when the request has been processed on DHL side. Customer can track messages by ServiceInvocationID.



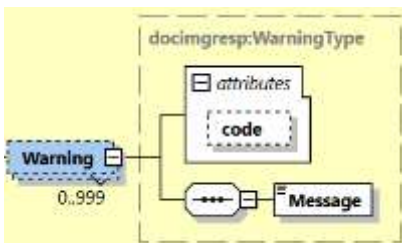
15.4.3 DocumentImageResponse Output: Notification

The Notification structure includes the result code and message, based on the results of the processing. Successful messages will include a zero error code and no corresponding message, while exceptions have both code and message.



15.4.3 DocumentImageResponse Output: Warning

The Warning structure includes the result code and message, based on the results of the processing. This is for future use.

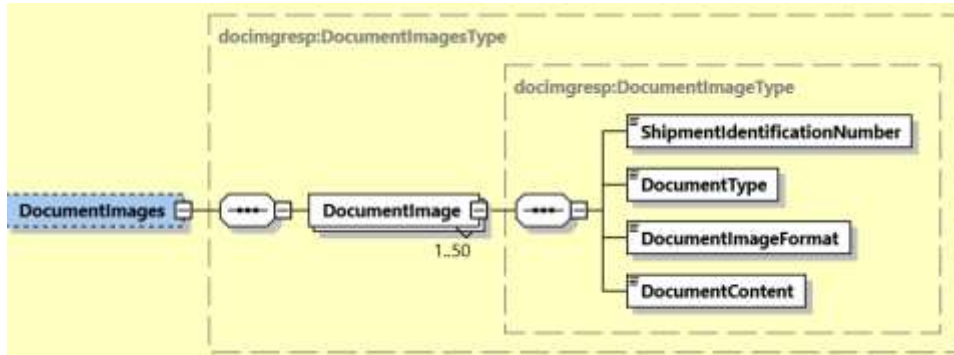


15.4.4 DocumentImageResponse Output: DocumentImages

This section returns the requested Document Images having 4 children elements as below:

- ShipmentIdentificationNumber - To return shipment identifier tied up to the image / document

- DocumentType – the same value as provided in request message
- DocumentImageFormat – the format of the document image as provided in request message. Possible values are PDF, TIFF, ZIP
- DocumentContent – image file or compressed zipped file in encoded base4 string



15.5 DOCUMENTIMAGERESPONSE – OUTPUT FIELD LIST

DocumentImageResponse XML fields (Source)	Mandatory/ Optional	Values or Constraints	Comments
DocumentImageResponse/Response/ServiceHeader			
MessageTime	M	TIMESTAMP	The format should be YYYY-MM-DD(T)hh:mm:ssZ e.g 2011-01-12T18:41:12Z
MessageReference	O	AN 36	MessageReference as sent from request message
ServiceInvocationID	M		DHL internal service invocation ID to expedite support
DocumentImageResponse/Notification			
@code	M	N 6	Error > 0 or Success Code = 0
Message	M		Response Message, see Error codes for more details
DocumentImageResponse/Warning			
@code	M	N 6	Return Warning Codes
Message	M		Return Warning Messages
DocumentImageResponse/DocumentImages/DocumentImage(1:50)			
ShipmentIdentificationNumber	M		To return shipment identifier tied up to the image / document
DocumentType	M		The same value as provided in Request Message <ul style="list-style-type: none"> - COMMERCIAL_INVOICE - WAYBILL - CUSTOMS_ENTRY - PDFDOCUMENT (indicating merged PDF images) - ARCHIVE (indicating compressed zip file)
DocumentImageFormat	M		The format of the document image as provided in request message <ul style="list-style-type: none"> - PDF - TIFF

			- ZIP
DocumentContent	M		Encoded base64 image file or zip file

16 APPENDIX

1 RATE REQUEST AND SHIPMENT REQUEST ERROR CODES AND MESSAGES

The following table contains the possible error for the Rate and Shipment Request processes. The errors are broken down into categories for presentation.

Rate Request Errors	
Error Code	Error Text
8032	Not authorized to use this service. Please contact your DHL Express representative.
8003	Account not allowed for this service. Please contact your DHL Express representative.
6016	Invalid combination of RequestValueAddedServices and RequestValueAddedServicesAndRuleGroups, please update and try again.
6017	Requested services cannot be used together <followed by list of couples "service code – service code" separated by ", ">
6018	Requested service XX requires also usage of one of following services < the XX will be replaced by Dependent service (service code) followed by list of Required services (service codes) separated by ", ">
6019	RequestValueAddedServicesGroup cannot be used if request contains required service(s).
6020	Strict validation failed.
6021	Requested service(s) requires usage of just ONE service from – followed by service-service group(s) violated, in from: (DependentService -> list of Required services separated by "-" – each dependent group in separated in brackets e.g. (PZ -> PT-PU-PV-PW)

CAPABILITY AND QUOTATION ERRORS- RATE REQUEST AND SHIPMENT REQUEST

For capability and quotation error codes, some errors are not possible to achieve based on schema validation (for required fields, field format, etc).

Capability and Quotation Errors (Rate and Shipment Requests)	
Error Code	Error Text
996	The requested product(s) not available based on your search criteria.

1001	The requested product(s) not available based on your search criteria.
1003	Pick-up service is not provided on this day.
1004	Product not available between this origin and destination.
340001	The origin country code could not be found. Please check the country code.
340002	The destination country code could not be found. Please check the country code.
340003	The payment country code could not be found.
340004	The location information is missing. At least one attribute post code, city name or suburb name should be provided
340005	The pickup date is missing. The pickup date is a mandatory field.
340006	The ready time is missing. This is a mandatory parameter.
340007	The commodity code could not be found, please check the commodity code.
340008	The piece weight is missing. This is mandatory information.
340009	The number of pieces is missing.
340010	The total shipment volume is missing.
340011	The maximum piece weight is missing.
340012	The maximum piece height is missing.
340013	The maximum piece length is missing.
340014	The maximum piece width/diameter is missing.
340015	The declared value is missing.
340016	The piece type is invalid.
340017	The unit of weight is missing.
340018	The declared value cannot exceed the limit set for the country.
340019	Unknown unit of measure for weight.
340020	Unknown unit of measure for dimensions.
340021	The currency is missing.
340022	The maximum piece weight is greater than the total shipment weight.
340023	Unknown currency symbol.
340024	The global or local product code(s) missing.
340025	The global or local service code(s) missing.
340026	Invalid combination of units of weight and dimension.
340027	Invalid product service combination.
340028	The unit of measure is missing.
340029	UOM should be same for all dimensions
340030	Unknown Generic Criteria code
340031	The format of the dimensions is not correct. Please check the dimensions format.
340032	The format of the weight is not correct. Please check the weight format.
340033	Invalid ready time format
340035	The unit of dimension is missing
340036	Outbound departure date should have format YYYY-MM-DD
340038	VLDPICKUP = N set in the request then Facility Departure Date should be part of request
340039	VLDPICKUP = Y set in the request then Facility Departure Date should NOT be part of request
340040	The only allowed operators are 'eq'- equal, 'ge' - greater than or equal, 'gt' - greater than

340041	Generic criterion OSINFO cannot be used if request contains required service(s)
420501	The origin country code could not be found. Please check the country code.
420502	The destination country code could not be found. Please check the country code.
420503	The payment country code could not be found.
420504	The origin location is invalid. Please check the data.
420505	The destination location is invalid. Please check the data.
420506	Postcode not found. Expected formats: <country specific post code format>
410201	Pick-up service is not provided on this day.
410202	The pickup date is outside of sliding window: dateFrom-dateTo
410203	Ready time is outside of pickup window
410301	Product not available between this origin and destination (network segment).
410302	Temporary network target change
410303	Available products removed by Marketed filtering
410304	No products available
410101	The shipment weight exceeds max
410102	The shipment height exceeds max
410103	The shipment length exceeds max
410104	The shipment width/diameter exceeds max
410105	The requested product(s) not available
410106	The piece weight exceeds max
410107	The piece height exceeds max
410108	The piece length exceeds max
410109	The piece width/diameter exceeds max
410110	The shipment weight exceeds min
410111	The shipment height exceeds min
410112	The shipment length is not within the restrictions
410113	The shipment width/diameter under min
410114	The min piece dimension not reached
410115	The mid piece dimension not reached
410116	The max piece dimension not reached
410117	The minimum piece weight not met
410118	Number of pieces exceeded
410119	The min shipment dimension not reached
410120	The mid shipment dimension not reached
410121	The max shipment dimension not reached
410122	The minimum shipment weight not met
410123	The max shipment declared value exceeded
410124	Geographical market rule applied
410125	Minimal inbound currency value not met
410126	Maximum inbound currency value exceeded
410127	Minimum number of pieces not met
410128	Minimal outbound currency value not met

410129	Maximum outbound currency value exceeds
410130	Minimal number of pallet not met
410131	Maximum number of pallet exceeds
410132	Minimal pallet weight not met
410133	Maximum pallet weight exceeds
410134	The max(length; width; height) piece exceeds max
410135	Requested product(s) not available at origin <list of products global/local separated by ", ">
410136	Requested product(s) not available at destination <list of products global/local separated by ", ">
410137	Product filtered out on delivery side because actual delivery time configured in TTS is greater than marketed delivery time configured in GREF <list of products separated by ", ">
410138	Requested product(s) not available at payer <list of products global/local separated by ", ">
410139	Requested product(s) available only with contractual agreement <list of products global/local separated by ", ">
410140	Requested product(s) not available in required network <list of products global/local separated by ", ">
410145	Requested product(s) not available with requested service(s) – followed by list of couples "products global/local code – service code" separated by ", "
410146	Requested services cannot be used together <followed by list of couples "service code – service code" separated by ", ">
410147	Requested service XX requires also usage of one of following services < the XX will be replaced by Dependent service (service code) followed by list of Required services (service codes) separated by ", ">
410501	Pickup PL ambiguity rule applied. More than 1 PL is available for the given PL attributes.
410502	Pickup PL fallback rule applied : PS->CP
410503	Pickup PL fallback rule applied : PS->CP->P
410504	Pickup PL fallback rule applied : PS->CP->P->C
410505	Pickup PL fallback rule applied : CP->P
410506	Pickup PL fallback rule applied : CP->P->C
410507	Pickup PL fallback rule applied : P->C
410508	Pickup PL fallback rule applied : S->C
410509	Delivery PL ambiguity rule applied. More than 1 PL is available for the given PL attributes.
410510	Delivery PL fallback rule applied : PS->CP
410511	Delivery PL fallback rule applied : PS->CP->P

410512	Delivery PL fallback rule applied : PS->CP->P->C
410513	Delivery PL fallback rule applied : CP->P
410514	Delivery PL fallback rule applied : CP->P->C
410515	Delivery PL fallback rule applied : P->C
410517	The origin facility is suspended
410518	The destination facility is suspended

ROUTE CODE ERRORS

For the Shipment service only, the route code is required for most EU countries, so error handling for that lookup will only be active for those cases. The specific use case is the scenario where the route code value is not found for the origin address.

Route Errors (Shipment Requests Only)		
Error Code	Error Text	Notes (if applicable)
400501	Route Code not found for <address>	Condition met if no products are available for that pickup date.

SHIPMENT DATE VALIDATION

For the Shipment service only, the ShipmentTimestamp is validated to ensure the proposed shipment date is not in the past, and within 10 days of current date.

Shipment Date Errors (Shipment Requests Only)		
Error Code	Error Text	Notes (if applicable)
998	The shipment date cannot be in the past or more than 10 days in future. Please check the shipment date and retry.	

ACCOUNT VALIDATION

For both Rate and Shipment, the account number must be valid and configured for use within the services. For help for account setup and configuration, please see your DHL integration point of contact.

Account Validation Errors

(Rate and Shipment Requests)		
Error Code	Error Text	Notes (if applicable)
998	The account number is not found or invalid. Please check the account number and retry.	
998	The account number is not allowed for PaperLessTrade. Please check the account number and retry.	

LABEL GENERATION ERRORS

For Shipment service, the following errors may occur during label generation.

Label Generation Errors (Shipment Requests only)		
Error Code	Error Text	Notes (if applicable)
20001	Neither local nor Network Product Code is present.	
20002	Origin country code is absent.	
20003	Origin service area code is absent.	
20004	Destination country code is absent.	
20017	Neither destination postcode nor destination code is present.	
30001	Maximum length of local specific code exceeded.	
30002	Invalid postcode format.	
40001	Product short name is not found.	
40002	Product content code is not found.	
40004	Destination code is not found	
50003	More than one destination service area codes are found.	
90001	Unclassified error.	
90002	Invalid XML.	
90003	Error while accessing the cache.	
99999	GLS servers are not reachable.	
100002	The Dangerous Goods Content ID requested is invalid. Please update and try again	
100002	The Dry Ice Net Weight is missing in the request for the Dangerous Goods Content ID: 901. Please update and try again.	
100002	The UN code is missing in the request for the Dangerous Goods Content ID: E01. Please update and try again	

MANIFEST SUBMISSION ERRORS

For Shipment service, the following errors may occur during submission of the shipment manifest.

Shipment Manifest Errors (Shipment Requests only)	
---	--

Error Code	Error Text	Notes (if applicable)
400201	Failure during booking	
400202	Missing field(s)",	
400203	Error occurred while creating GNS521 file	
400204	Error while uploading manifest file to FTP server	
400205	Error while transforming result to XML	
411402	ShipmentManifest consumer timed out.	

SHIPMENTREQUEST - PICKUP ERRORS

For select Shipment requests, which include a pickup request (REQUEST_COURIER), the following errors may occur during processing of the pickup. Each of the pickup adaptor errors below carries the same Error Code.

Pickup Errors (Shipment Requests only)		
Error Code	Error Text	Notes (if applicable)
410928	<p>Booking adapter error response failure PU009a, 'Pickup NOT scheduled. There is no weekend pickup service at the location.</p> <p>Booking adapter error response failure PU003, Routing Service could not determine Origin Service Area. No pickup scheduled</p> <p>Booking adapter error response failure PU004, Account number or account type is some type of external billing account. Pickup Service requires a domestically billed shipper account. No pickup scheduled</p> <p>Booking adapter error response failure PU005, Account number is not found in IBS records. No pickup scheduled</p>	

	<p>Booking adapter error response failure PU007a, Account number specified has a credit status of CUT Directed to IBS. No pickup scheduled</p> <p>Booking adapter error response failure PU007b, Account number does not have a credit standing of "good standing" or "removed from credit suspension" No pickup scheduled</p> <p>Booking adapter error response failure PU009a, The pickup date is a weekend at the origin service area that has no pickup service. No pickup scheduled</p> <p>Booking adapter error response failure PU009b, The Pickup Ready-by time from the client is before the Station Pickup start time or after the Station Pickup end time. No pickup scheduled</p> <p>Booking adapter error response failure PU009c, The pickup date is a holiday at (origin service area). No pickup scheduled</p> <p>Booking adapter error response failure PU011a, The pickup request time is less than 1 hour of the station pickup end time. No pickup scheduled.</p> <p>Booking adapter error response failure PU011b, At least one day of advance notice is required for pickup at <location>. Sufficient notice not provided. No pickup scheduled</p> <p>Booking adapter error response failure PU012, Ready by time is past the station ready by cutoff of <x>. No pickup scheduled.</p> <p>Booking adapter error response failure PU013a, Insufficient time between pickup request time and pickup end time. Pickups require at least one hour before station pickup end time.</p> <p>Booking adapter error response failure PU013b, Insufficient time between (current time), and (closing time). A business</p>	
--	--	--

	pickup requires one hour. A residence pickup requires two hours.	
--	--	--

GENERAL ERRORS

Unexpected errors are handled with a standard error message. These error messages also contain a process id number, which is used during troubleshooting or follow-up.

Shipment Date Errors (Shipment Requests Only)		
Error Code	Error Text	Notes (if applicable)
998	Process failure occurred. Process ID associated for that transaction (9999999)	Where 9999999 is the process id
Generic		
Error Code	Error Text	Notes (if applicable)
9001	Invalid version value found in <code>{ \$placeholder_bodyRoot }/@version</code> .	Example of <code>{ \$placeholder_bodyRoot }</code> for Create Shipment service: <code>shipreq:ShipmentRequest</code>

Invalid version value found in `{ $placeholder_serviceHeader }/@version`.

TRACKING ERRORS

For TrackingRequest service, the primary exception for the service will be “Shipment Not Found”, with a corresponding ConditionCode of 101.

Tracking Errors	
Error Code	Error Text
8032	Not authorized to use this service. Please contact your DHL Express representative.

RATEREQUEST LANDED COST ERRORS

RateRequest LandedCost Errors	
Error Code	Description
200101	Landed cost calculation failed. (<code><technical error message generated by the exception></code>)
200101	Internal GTS error during service call.

	(<technical error message generated by the exception>)
200101	GTS Duty and Tax Calculator encountered an internal error. (Duty and Tax Calculation Failed.)
200101	Duty & tax calculation is not possible since full import HS code is not available
200003	Message header segment is undefined or missing. (Hdr is required)
200003	Message header version is undefined or missing. (Hdr Ver is required)
200003	Message header date and time is undefined or missing. (Hdr Dtm is required)
200003	Message header identification is undefined or missing. (Hdr Id is required)
200003	Message header type is undefined or missing. (Hdr Ty is required)
200003	Message header system environment code is undefined or missing. (Hdr SysEnvCd is required)
200003	Message header general information segment is undefined or missing. (Hdr GI is required)
200003	Message header tracking identifier is undefined or missing. (Hdr TID is required)
200003	Message header sender segment is undefined or missing. (Sndr is required)
200003	Message header sender application code is undefined or missing. (Sndr AppCd is required)
200003	Message header recipient segment is undefined or missing. (Rcp is required)
200003	Message header recipient application code is undefined or missing. (Rcp AppCd is required)
200003	Message originator segment is undefined or missing. (Orgntr is required)
200003	Message header originator application code is undefined or missing. (Orgntr AppCd is required)
200003	Message header originator username is undefined or missing. (Orgntr UsrNm is required)
200003	Message header originator country code is undefined or missing. (Orgntr CtryCd is required)
200003	Message main body segment is undefined or missing. (Bd is required)
200003	Message shipment quote segment is undefined or missing. (QtdShp is required)

200003	Currency code of insurance charge is required. (MonAmt SINSV CurCd is required)
200003	Currency code of other charges is required. (MonAmt MACHG CurCd is required)
200003	Currency code of freight charge is required. (MonAmt MFCHG CurCd is required)
200003	Payer segment is undefined or missing. (PY Cust (Required if freight charge not provided) is required)
200003	Payer Account No is undefined or missing (PY Cust\NtwAccNo (Required if freight charge not provided) is required)
200003	Payer Country Code is undefined or missing (PY Cust\Addr\ActPntSp\ CtryCd (Required if freight charge not provided) is required)
200003	Shipper customer segment is undefined or missing. (SP Cust is required)
200003	Shipper Country Code is undefined or missing (SP Cust\Addr\ActPntSp\CtryCd is required)
200003	Receiver customer segment is undefined or missing (RV Cust is required)
200003	Receiver country code is required. (RV Cust\Addr\ActPntSp\CtryCd is required)
200003	At least one line item is required. (QtdShp\Ln is required)
200003	Line item's line number is required. (Ln\LnNo is required)
200003	Line item's unit price is required. (Ln\MonAmt ACUSV is required)
200003	Currency code of line item's unit price is required. (Ln\MonAmt ACUSV CurCd is required)
200003	Line item's weight UOM is required. (Ln\Meas\Wgt\Uom is required)
200003	Line item's import commodity code is required. (Missing Ln\CmdtCls\lb is required)
200003	Shipment piece segment is undefined or missing. (QtdPcs is required)
200003	Shipment piece reference field is undefined or missing. (QtdPcs\Ref is required)
200003	Shipment piece measurement segment is undefined or missing. (PcsMeas is required)
200003	Piece weight is undefined or missing.

	(PcsMeas\Wgt is required)
200003	Piece weight unit of measure (UOM) is required. (PcsMeas\Wgt\Uom is required)
200003	Piece height dimension is required. (PcsMeas\H (Required if freight charge not provided) is required)
200003	Piece height dimension UOM is required. (PcsMeas\H\Uom is required)
200003	Piece length dimension is required. (PcsMeas\L (Required if freight charge not provided) is required)
200003	Piece length dimension UOM is required. (PcsMeas\L\Uom is required)
200003	Piece width dimension is required. (PcsMeas\W (Required if freight charge not provided) is required)
200003	Piece width dimension UOM is required. (PcsMeas\W\Uom is required)
200003	Request message GenrcRqCritr\TyCd element is required. (GenrcRqCritr TyCd is required)
200003	Request message GenrcRqCritr\Val element is required. (GenrcRqCritr Val is required)
200003	Request item breakdown indicator is required. Indicator to receive details of duties, taxes, fees and surcharges. (GenrcRqCritr with TyCd: ltmCstBrkdwnInd is required)
200003	Request currency code is required. (GenrcRqCritr with TyCd: CurCd is required)
200003	Measurement UOM is not supported in GTS. (Measurement <sourceMeasurementType> could not be found in database)
200003	Measurement UOM is not convertible. (Measurement <sourceMeasurementType> is a non convertible SubType)
200003	Measurement UOM cannot be converted to the target measurement UOM. (Cannot convert <sourceMeasurementType> to <destinationMeasurementType> Measurement of SubType=<sourceMeasurementType> cannot be converted to SubType=<destinationMeasurementType>)
200003	Source measurement conversion factor is 0. (srcMeasurement's conversion factor is 0)
200003	Internal GTS conversion error. (caught exception : <Various Java Exception>)
200003	Measurement UOM cannot be converted to the target measurement UOM. (applyMeasurementConversion : either src or dest measurement SubType is null)
200003	Required characteristics <CHAR TYPE> value is missing. (<CHAR TYPE> characteristic is missing)

200003	Required fee <FEE TYPE> is missing. (<FEE TYPE> FEE is missing.)
200003	Shipper's state code is required. (SP Cust\Addr\ActPntSp\Lty\CtryDiv\TyCd where Cd=S is missing)
200003	Carrier name is required. (DataEl MrchtSelCrrNm is missing)
200000	Invalid message header request type value. Acceptable value is LandedCostRequest. (Invalid Hdr Ty Value. Valid value is LandedCostRequest)
200000	Invalid message header originator country code value. Country code not supported in GTS. (Invalid Orngtr CtryCd value. Not Supportable Country)
200000	Invalid message header originator country code value. If provided, should be in alphabetic format with 2 characters. (Invalid Orngtr CtryCd value. Valid format is [A-Z]{2})
200000	Invalid piece measurement dimension L, W, H UOM value. Dimensions UOM must be the same. (Invalid PcsMeas L, W, H UOM value. Dimensions UOM must be the same)
200000	Invalid monetary amount type code value. Acceptable values are insurance (SINSV), other (MACHG), and freight (MFCHG) charge codes. (Invalid MonAmt TyCd value. Valid values are SINSV, MACHG, MFCHG)
200000	Invalid Shipment Currency value. Currency code not supported in GTS. (Invalid Shipment Currency value. Not Supportable Currency)
200000	Invalid message header request type code. Acceptable values are ItmCstBrkdwnInd CurCd ShpPrps MdOfTrns. (Invalid GenrcRqCritr TyCd. Only accept values ItmCstBrkdwnInd CurCd ShpPrps MdOfTrns)
200000	Invalid line item's line number value. Value should not be zero. (Invalid Ln\LnNo value. Value must be more than 0)
200000	Invalid line item's manufacturing country code value. Country code not supported in GTS. (Invalid Ln\ManCtryCd value. Not Supportable Country)
200000	Invalid line item's unit price currency code value. Currency code not supported in GTS. (Invalid Ln\MonAmt ACUSV CurCd value. Not Supportable Currency)
200000	Invalid line item's unit price currency code value. If provided, should be in alphabetic format. (Invalid Ln\MonAmt ACUSV CurCd value. Expected format is [A-Z]{3})
200000	Invalid line item's unit price value. If provided, should be in decimal format. (Invalid Ln\MonAmt ACUSV value.Value must be BigDecimal and not empty)
200000	Invalid line item's unit price value. Negative value is not allowed. (Invalid Ln\MonAmt ACUSV value. Only allow positive value)

200000	Invalid line item's quantity value. If provided, should be in integer format. (Invalid Ln\Qty value.Value must be BigInteger and not empty)
200000	Invalid line item's quantity value. Negative value is not allowed. (Invalid Ln\Qty value. Only allow positive value)
200000	Invalid line item's quantity UOM. Acceptable values are [PRT, BOX]. (Invalid Ln\Qty uom value. Valid values are [PRT,BOX])
200000	Invalid line item's weight value. If provided, should be in decimal format. (Invalid Ln\Meas\Wgt value.Value must be BigDecimal and not empty)
200000	Invalid line item's weight value. Negative value is not allowed. (Invalid Ln\Meas\Wgt value. Only allow positive value)
200000	Invalid line item's weight value. Value exceeds the limit. (Invalid Ln\Meas\Wgt value. Not Supportable value)
200000	Invalid insurance charge currency code from merchant. Currency code not supported in GTS. (Invalid MonAmt SINSV CurCd value. Not Supportable Currency)
200000	Invalid insurance charge currency code from merchant. If provided, should be in alphabetic format with 3 characters. (Invalid MonAmt SINSV CurCd value. Valid format is [A-Z]{3})
200000	Invalid insurance charge from merchant. If provided, should be in decimal format. (Invalid MonAmt SINSV value.Value must be BigDecimal and not empty)
200000	Invalid insurance charge from merchant. Negative value is not acceptable. (Invalid MonAmt SINSV value. Only allow positive value)
200000	Invalid other charge currency code from merchant. Currency code not supported in GTS. (Invalid MonAmt MACHG CurCd value. Not Supportable Currency)
200000	Invalid other charge currency code from merchant. If provided, should be in alphabetic format with 3 characters. (Invalid MonAmt MACHG CurCd value. Valid format is [A-Z]{3})
200000	Invalid other charges value. If provided, should be in decimal format. (Invalid MonAmt MACHG value.Value must be BigDecimal and not empty)
200000	Invalid other charges value. Negative value is not acceptable. (Invalid MonAmt MACHG value. Only allow positive value)
200000	Invalid freight charge currency code from merchant. Currency code not supported in GTS. (Invalid MonAmt MFCHG CurCd value. Not Supportable Currency)
200000	Invalid freight charge currency code from merchant. If provided, should be in alphabetic format with 3 characters. (Invalid MonAmt MFCHG CurCd value. Valid format is [A-Z]{3})
200000	Invalid freight charge value. If provided, should be in decimal format. (Invalid MonAmt MFCHG value.Value must be BigDecimal and not empty)
200000	Invalid freight charge value. Negative value is not acceptable. (Invalid MonAmt MFCHG value. Only allow positive value)

200000	Invalid piece' weight value. If provided, should be in decimal format. (Invalid PcsMeas\Wgt value.Value must be BigDecimal and not empty)
200000	Invalid piece' weight value. Negative value is not acceptable. (Invalid PcsMeas\Wgt value. Only allow positive value)
200000	Invalid piece' weight UOM value. Weights' UOM not supported in GTS. . (Invalid PcsMeas\Wgt uom value. Not Supportable Weights' UOM)
200000	Invalid piece' height dimension value. If provided, should be in decimal format. (Invalid PcsMeas\H value.Value must be BigDecimal and not empty)
200000	Invalid piece' height dimension value. Negative value is not acceptable. (Invalid PcsMeas\H value. Only allow positive value)
200000	Invalid piece' height dimension UOM value. Dimensions' UOM not supported in GTS. . (Invalid PcsMeas\H uom value. Not Supportable Dimensions' UOM)
200000	Invalid piece' length dimension value. If provided, should be in decimal format. (Invalid PcsMeas\L value. Value must be BigDecimal and not empty.)
200000	Invalid piece' length dimension value. Negative value is not acceptable. (Invalid PcsMeas\L value. Only allow positive value.)
200000	Invalid piece' length dimension UOM value. Dimensions' UOM not supported in GTS. . (Invalid PcsMeas\L uom value. Not Supportable Dimensions' UOM)
200000	Invalid piece' width dimension value. If provided, should be in decimal format. (Invalid PcsMeas\W value.Value must be BigDecimal and not empty)
200000	Invalid piece' width dimension value. Negative value is not acceptable. (Invalid PcsMeas\W value. Only allow positive value)
200000	Invalid piece' width dimension UOM value. Dimensions' UOM not supported in GTS. . (Invalid PcsMeas\W uom value. Not Supportable Dimensions' UOM)
200000	Invalid shipper account number value. If provided, should be in numeric format. (Invalid SP Cust\NtwAccNo value. Valid format is \d+)
200000	Invalid shipper's country code value. If provided, should be in alphabetic format with 2 characters. (Invalid SP Cust\Addr\ActPntSp\CtryCd value. Valid format is [A-Z]{2})
200000	Invalid shipper's country code value. Country not supported in GTS. (Invalid SP Cust\Addr\ActPntSp\CtryCd value. Not Supportable Country)
200000	Invalid receiver's country code value. If provided, should be in alphabetic format with 2 characters. (Invalid RV Cust\Addr\ActPntSp\CtryCd value. Valid format is [A-Z]{2})
200000	Invalid receiver's country code value. Country not supported in GTS. (Invalid RV Cust\Addr\ActPntSp\CtryCd value. Not Supportable Country)
200000	Invalid payer account number value. If provided, should be in numeric format. (Invalid PY Cust\NtwAccNo value. Valid format is \d+)

200000	Invalid payer's country code value. Country code not supported in GTS. (Invalid PY Cust\Addr\ActPntSp\CtryCd value. Not Supportable Country)
200000	Invalid line item's import commodity code value. If provided, should be in alphanumeric and dots format. (Invalid Ln\CmdtCls\Ib value. Valid format is [a-zA-Z0-9.]++)
200000	Invalid line item's part number value. If provided, should be in numeric format. (Invalid Ln\PartNo value. Valid format is \d+)
200000	Invalid Shipment Purpose. Acceptable values are [PERSONAL, COMMERCIAL, GIFT] . (Invalid ShpPrps GenRqCritr\Val. Valid values are [PERSONAL,COMMERCIAL,GIFT])
200000	Invalid Transport Mode. Acceptable values are [AIR, OCEAN, LAND]. (Invalid MdOfTrns GenrcRqCritr\Val. Valid values are [AIR,OCEAN,LAND])
200000	Provided product category is invalid. Please look at the possible category values listed under documentation.
210000	DCT failed to calculate freight charge. DCT response do not have required information. (No Response Body / Response Missing Required Info from DCT)
200001	At least one item has invalid HS code.
200002	At least one item is Prohibited.
200004	Requested preferential rate not found.
200102	At least one line item encounter issue in landed cost estimation.
200005	Requested trade regime rate not found. Regime ID does not exist or has expired.

RATEREQUEST LANDED COST WARNINGS

RateRequest LandedCost Warnings	
Warning Code	Description
200200	Duty calculation is not possible since full import HS code is not available.
200201	Landed cost is estimated based on full Import HS code retrieved from product catalogue.
200202	Ballpark landed cost is returned.
200203	The provided HS code is not a valid full Import HS code. Ballpark landed cost is estimated using the provided 6-digit HS Code.
200204	Provided Import HS code (full or 6-digit) is invalid. Landed cost is estimated based on full Import HS code retrieved from product catalogue.
200205	Provided Import HS code (full or 6-digit) is invalid. Ballpark landed cost is returned.
200030	Standard duty is not applicable (<INPUT HS CODE>).

200031	Standard duty is not applicable (<INPUT HS CODE>). This tariff code maybe prohibited.
--------	---

RATEREQUEST LANDED COST ADDITIONAL QUANTITY TYPE ALLOWED VALUES

Allowed values for the AdditionalQuantityType field	
Quantity	
Code	Description
PCS	pieces (PCS)
DOZ	dozen (DOZ)
DPC	dozen pieces (DPC)
DPR	dozen pairs (DPR)
GRO	gross (GRO)
TEN	tens (TEN)
HUN	hundreds (HUN)
K	thousands (K)
PKG	package (PKG)
PKT	packet (PKT)
PR	pair (PR)
UNT	units (UNT)
Volume	
LTR	litres (LTR)
DAL	dekalitres (DAL)
HLT	hectolitres (HLT)
KL	kilolitres (KL)
CMQ	cubic centimetres (CMQ)
MTQ	cubic meters (MTQ)
KM3	1,000 cubic meters (KM3)
BBL	barrels (BBL)
CPS	cups (CPS)
PT	pints (PT)
QT	quarts (QT)
GAL	gallons (GAL)
Volume of alcohol	
LAL	litres of alcohol
Volume proof	
PFL	proof litres

PFG	proof gallons
Volume of wine	
WL	wine litres
WG	wine gallons
Weight clean yield	
CYG	clean yield gram
CYK	clean yield kilogram
Weight content	
CGM	content gram
KNS	content kilogram
CTN	content ton
Time	
HUR	Hours
MIN	Minutes
SEC	Seconds
Area	
MTK	square meters (MTK)
CMK	square centimetres (CMK)
FTK	square feet (FTK)
INK	square inches (INK)
KMK	square kilometres (KMK)
YDK	square yards (YDK)
Energy	
GV	Gigajoule
KWH	kilowatt hour (KWH)
MWH	megawatt hour (MWH)
GWH	gigawatt hour (GWH)
KCAL	kilocalorie (KCAL)
Frequency	
HTZ	hertz
KHZ	kilohertz
MHZ	megahertz
Length	
MMT	millimetres (MMT)

CMT	centimetres (CMT)
MTR	meters (MTR)
KTM	kilometres (KTM)
LNM	linear meters (LNM)
INH	inches (INH)
FOT	feet (FOT)
YRD	yards (YRD)
Weight	
MGM	milligrams (MGM)
CGM	content grams (CGM)
CG	centigrams (CG)
GRM	grams (GRM)
KGM	kilograms (KGM)
T	metric tons (T)
ONZ	ounces (ONZ)
LBR	pounds (LBR)
STN	short tons (STN)
TNE	tons (TNE)
Playing cards	
PC	per card
PHC	per hundred cards
Power	
WTT	watts
KWT	kilowatts
Pressure	
KPA	kilopascals
MPA	megapascals
Radioactivity	
MBQ	megabecquerels
GBQ	gigabecquerels
MCU	millicuries
CUR	curies
Radioactivity	

AC	Alternating Current (AC)
ASTM	American Society for Testing Materials (ASTM)
BC	Basic Cartons (BC)
BOT	Bottle (BOT)
BOX	Boxes (BOX)
BTL	British Thermal Unit (BTL)
BTU_PER_HR	British Thermal Unit Per Hour (BTU_PER_HR)
C	Celsius (C)
CE_EL	Number of Cells (CE_EL)
CT	Cartons (CT)
CTL	Carrying Capacity in Tons (CTL)
CU	Cubic (CU)
CY	Clean Yield (CY)
D	Denier (D)
DC	Direct Current (DC)
DEG	Degrees (DEG)
FBM	Fibre Meters (FBM)
FIB	Fibres (FIB)
GI_FS	Grams of Fissile Isotopes (GI_FS)
GRL	Gross Lines (GRL)
GT	Gross Ton (GT)
GVW	Gross Vehicle Weight (GVW)
HP	Horse Power (HP)
IMPERIAL_GALLON	Imperial Gallon (IMPERIAL_GALLON)
IRC	Internal Revenue Code (IRC)
JWL	Jewels (JWL)
KG_90PERCENT_SDT	Kilogram of Substance 90% Dry (KG_90PERCENT_SDT)
KG_BDC	Kilogram of Bio Diesel Content (KG_BDC)
KG_BEC	Kilogram of Bio Ethanol Content (KG_BEC)
KG_H2O2	Kilogram of Hydrogen Peroxide (KG_H2O2)
KG_K2O	Kilogram of Potassium Oxide (KG_K2O)
KG_KOH	Kilogram of Potassium Hydroxide (KG_KOH)
KG_METAM	Kilogram Methylamines (KG_METAM)
KG_N	Kilogram of Nitrogen (KG_N)
KG_NAOH	Kilogram of Sodium Hydroxide (KG_NAOH)

KG_NET_MAS	Kilogram Net Weight of Dry Matter (KG_NET_MAS)
KG_NETEDA	Kilogram Net Drained (KG_NETEDA)
KG_P2O5	Kilogram of Disphosphorus Pentaoxide (KG_P2O5)
KG_TOT_ALC	Kilograms of Total Alcohol (KG_TOT_ALC)
KG_U	Kilogram of Uranium (KG_U)
KGB	Kilogram Brut (KGB)
KGDL	Kilogram Dry Lactic Matter (KGDL)
KGL	Kilogram Lactic Matter (KGL)
KGND	Kilogram Net Drained (KGND)
KN	Kilonewtons (KN)
KSB	1000 Standard Bricks (KSB)
KTC	Kilogram of Tobacco Content (KTC)
KVA	Kilovolt - Amperes (KVA)
KVAR	Kilovolt - Amperes Reactive (KVAR)
LIN	Linear (LIN)
NM3	Normal Cubic Meter (NM3)
NOP	Number of Pieces (NOP)
ODE	Ozone Depletion Equivalent (ODE)
PF	Proof (PF)
PK	Pack (PK)
PWS	Percent Weight of Sucrose (PWS)
RPM	Revolutions Per Minute (RPM)
SBE	Standard Brick Equivalent (SBE)
SETS	Sets of Silverware (SETS)
SQ	Square (SQ)
ST	Sticks (ST)
TJ	Gross Caloric Value (TJ)
V	Volts (V)
WT	Weight (WT)
X	Quantity Not Required (X)

RATEREQUEST LANDED COST CATEGORY CODES

Product Category Group	Product Category Code	Product Category Description
1.Apparel	101	Coats & Jacket
	102	Blazers
	103	Suits
	104	Ensembles
	105	Trousers
	106	Shirts & Blouses
	107	Dresses
	108	Skirts
	109	Jerseys, Sweatshirts & Pullovers
	110	Sports & Swimwear
	111	Night & Underwear
	112	T-Shirts
	113	Tights & Leggings
	114	Socks
	115	Baby Clothes
	116	Clothing Accessories
2. Footwear	201	Sneakers
	202	Athletic Footwear
	203	Leather Footwear

	204	Textile & Other Footwear
3.Eyewear	301	Spectacle Lenses
	302	Sunglasses
	303	Eyewear Frames
	304	Contact Lenses
4.Accessories	401	Watches
	402	Jewelry
	403	Suitcases & Briefcases
	404	Handbags
	405	Wallets & Little Cases
	406	Bags & Containers
5.Alcoholic Drinks	501	Beer
	502	Spirits
	503	Wine
	504	Cider, Perry & Rice Wine
6.Non-Alcoholic Drinks	601	Bottled Water
	602	Soft Drinks
	603	Juices
	604	Coffee
	605	Tea
	606	Cocoa
7.Foods	701	Dairy Products & Eggs
	702	Meat
	703	Fish & Seafood
	704	Fruits & Nuts
	705	Vegetables
	706	Bread & Cereal Products
	707	Oils & Fats
	708	Sauces & Spices
	709	Convenience Food
	710	Spreads & Sweeteners
	711	Baby Food
	712	Pet Food
8.Tobacco Products	801	Cigarettes
	802	Smoking Tobacco
	803	Cigars
	804	E-Cigarettes
9.Home & Laundry Care	901	Household Cleaners
	902	Dishwashing Detergents
	903	Polishes
	904	Room Scents
	905	Insecticides
10.Beauty & Personal Care	1001	Cosmetics
	1002	Skin Care

	1003	Personal Care
	1004	Fragrances
11.Tissue & Hyginene Paper	1101	Toilet Paper
	1102	Paper Tissues
	1103	Household Paper
	1104	Feminine Hygiene
	1105	Baby Diapers
	1106	Incontinence
12.Consumer Electronics	1202	TV, Radio & Multimedia
	1203	TV Peripheral Devices
	1204	Telephony
	1205	Computing
	1206	Drones
13.Household Appliances	1301	Refrigerators
	1302	Freezers
	1303	Dishwashing Machines
	1304	Washing Machines
	1305	Cookers & Oven
	1306	Vacuum Cleaners
	1307	Small Kitchen Appliances
	1308	Hair Clippers
	1309	Irons
	1310	Toasters
	1311	Grills & Roasters
	1312	Hair Dryers
	1313	Coffee Machines
	1314	Microwave Ovens
	1315	Electric Kettles
14.Furniture	1401	Seats & Sofas
	1402	Beds
	1403	Mattresses
	1404	Closets, Nightstands & Dressers
	1405	Lamps & Lighting
	1406	Floor Covering
	1407	Kitchen Furniture
	1408	Plastic & Other Furniture
15.OTC Pharmaceuticals	1501	Analgesics
	1502	Cold & Cough Remedies
	1503	Digestives & Intestinal Remedies
	1504	Skin Treatment
	1505	Vitamins & Minerals
	1506	Hand Sanitizer
16.Toys & Hobby	1601	Toys & Games
	1602	Musical Instruments

	1603	Sports Equipment
--	------	------------------

CREATESHIPMENT AND UPLOADINVOICEDATA REGISTRATION NUMBER TYPE CODES

Registration Type Code	Description	Issuing Country	Applicable Role
CNP	Brazil CNPJ/CPF Federal Tax	BR	All
DAN	Deferment Account Duties Only	All	Importer / Exporter
DTF	Deferment Account Duties, Taxes and Fees Only	All	Importer / Exporter
DUN	Data Universal Numbering System	US,CN	All
EIN	Employer Identification Number	US	All
EOR	Economic Operator Registration ID	AT, BE, BG, CY, CZ, DE, DK, EE, ES, FI, FR, GB, GR, HR, HU, IC, IE, IT, LT, LU, LV, MT, NL, PL, PT, RO, SE, SI, SK, UA, MY	All
FED	Federal Tax ID	US, MY	All
FTZ	Free Trade Zone ID	All	All
MID	Manufacturers IDentification code	All	Exporter
NID	National Identity Card	VN, ID, AT, BE, BG, CY, CZ, DE, DK, EE, ES, FI, FR, GR, HR, HU, IE, IT, LT, LU, LV, MT, NL, PL, PT, RO, SE, SI, SK, KW, MY	All
PAS	Passport	VN, ID, AT, BE, BG, CY, CZ, DE, DK, EE, ES, FI, FR, GR, HR, HU, IE, IT, LT, LU, LV, MT, NL, PL, PT, RO, SE, SI, SK, MY	All

RGP	EU Registered Exporters registration ID	AT, BE, BG, CN, CY, CZ, DE, DK, EE, ES, FI, FR, GR, HR, HU, IE, IT, LT, LU, LV, MT, NL, NZ, PL, PT, RO, SE, SI, SK	Exporter, Shipper, Receiver, Importer, Buyer, Seller, Broker
SDT	Import One-Stop-Shop (IOSS)	AT, BE, BG, CY, CZ, DE, DK, EE, ES, FI, FR, GR, HR, HU, IC, IE, IT, LT, LU, LV, MT, NL, PL, PT, RO, SE, SI, SK	Shipper
SDT	Overseas Registered Supplier (LVG)	NZ	Shipper
SDT	AUSid GST Registration (OSR)	AU	Shipper
SDT	GB VAT (foreign) registration	GB	Shipper
SDT	VAT on E-Commerce	NO	Shipper
SDT	OVR GSTN	SG	Shipper
SDT	LVG Registration Number	MY	Shipper
SSN	Social Security Number	US	All
STA	State Tax ID	US	All
STA	Brazil State Tax ID IE/RG	BR	All
SUB	Subsidiary Number	DE	Buyer, Receiver, Importer, InterchangeSender, InterchangeRecipient, Representative, Declarant
TAN	Deferment Account Tax Only	All	Importer, Exporter
VAT	VAT Registration	All	All
IMS	Internal Market Scheme	GB	All

Note: 'IMS' code will be available in Production by the end of March 2025.

CREATESHIPMENT DANGEROUS GOOD DETAILS

Content ID	Content short description	Service Code	Service Name
650	Biological substances UN3373	HY	Biological Substance
A01	Limited quantities to the limits of ADR	HL	Limited Quantities ADR
A02	ADR Load Exemptions	HN	ADR Load Exemption

651	Genetically modified organisms/microorganisms	HY	Biological Substance
HU1	UN3164 PI208a Articles Pressurized Hydraulic	HU	Not Restricted Dangerous Goods
HU4	Exempt Animal Specimen	HU	Not Restricted Dangerous Goods
HU3	Exempt Human Specimen	HU	Not Restricted Dangerous Goods
HT1	UN2807 Magnetized Material	HX	Magnetized Material
901	Dry Ice UN1845	HC	Dry Ice UN1845
E01	Excepted quantities in accordance with IATA	HH	Excepted Quantity
HU5	Not Restricted, Special Provision	HU	Not Restricted Dangerous Goods
910	Dangerous Goods as per associated DGD - PAX	HE	Dangerous Goods
911	Dangerous Goods as per associated DGD - CAO	HE	Dangerous Goods
700	Consumer ID8000	HK	Consumer Goods ID8000
970	Metal PI970 Section II (LiBa in equipment)	HW	Lithium Metal PI970 Section II
969	Metal PI969 Section II (LiBa with equipment)	HM	Lithium Metal PI969 Section II
966	Ion PI966 Section II (LiBa with equipment)	HD	Lithium Ion PI966 Section II
967	Ion PI967 Section II (LiBa in equipment)	HV	Lithium Ion PI967 Section II
HU2	UN3164 PI208a Articles Pressurized Pneumatic	HU	Not Restricted Dangerous Goods
HU6	Not Restricted, Special Provision	HU	Not Restricted Dangerous Goods

SHIPMENT DOCUMENT RETRIEVE ERRORS (EPOD)

Shipment Document Retrieve Error Codes		
Error Code	Error Text	Notes (if applicable)
100000	Service operation execution finished successfully	
100002	Service operation request message data validation failed	HP Global Imaging epod Service returned error

		code:No matching ePODs for search query
100010	When requesting ePod details account number and customer role must be provided	

COMMERCIAL INVOICE TEMPLATES: ROLE REGISTRATION NUMBER TYPE CODES AND CHARGES

The following table lists the commercial invoice templates and its supported Charge Types and Registration number type codes that can be rendered for each roles:

CI Template Name	RegistrationNumber/NumberTypeCode					OtherCharge/ChargeType
	Shipper	Recipient	Buyer	Exporter	Importer	
COMMERCIAL_INVOICE_P_10 COMMERCIAL_INVOICE_L_10	VAT, EOR, SDT	VAT, EOR	VAT, EOR	VAT, EOR	VAT, EOR	Any 5 charge type
COMMERCIAL_INVOICE_04	VAT	VAT	VAT	(n/a)	(none)	FRCST, INSCH

ADDRESSVALIDATE ERRORS

AddressValidate Error and Warning		
Error Code	Error Text	Notes (if applicable)
3001	The identified service area for the given address is currently suspended.	
3002	The identified service area for the given address is currently unavailable.	
3003	The identified service area for the given address is not yet open.	
3004	The identified service area for the given address is closed.	
3005	The identified service area for the given address has an unknown status.	
3006	The origin country code could not be found. Please check the country code.	

3007	The origin/destination location is invalid. Please check the data.	
3008	PostalCode not found. Expected formats: <country-specific post code format.>	
3009	Address validation failed.	
3010	At least a City or PostalCode must be provided in the request.	
3011	Service is unavailable for the given origin address.	
8032	Not authorized to use this service. Please contact your DHL Express representative.	
8003	Account not allowed for this service. Please contact your DHL Express representative.	
Warning Code	Warning Text	Notes (if applicable)
3998	Partial match result found.	
3999	Multiple matches found.	

UPLOADINVOICEDATA ERRORS

UploadInvoiceData Error and Warning		
Error Code	Error Text	Notes (if applicable)
7096	The provided Shipment Identification Number is invalid. Please check the request message and retry.	
7097	Exceeded the maximum invoices allowed for a single shipment. Please check the request message and retry.	
7098	Duplicate values found in <xpath>/InvoiceNumber. Please check the request message and retry.	
7099	Missing the Account Number and Shipper Reference in UploadInvoiceDataRequest/InvoiceData/ExportDeclarations/ExportDeclaration/InvoiceReferences/InvoiceReference/InvoiceReferenceNumber with InvoiceReferenceType = 'CU' in request. Please check the request message and retry.	
7100	Invalid value of country code in <xpath>. Please check the request message and retry.	

7102	Invalid CustomsDocumentType <xpath>/ExportDeclaration/CustomsDocuments/CustomsDocument/CustomsDocumentType, please update and try again.	
7103	Invalid reference type '<xpath>/ExportDeclaration/InvoiceReferences/InvoiceReference/InvoiceReferenceType, please update and try again.	
7104	Duplicate values found in <xpath>/ExportDeclaration/InvoiceReferences/InvoiceReference/InvoiceReferenceType, please update and try again.	
7105	Invalid ExportReasonType <xpath>/ExportDeclaration/ExportReasonType, please update and try again.	
7106	Invalid Charge type <xpath>/ExportDeclaration/OtherCharges/OtherCharge/ChargeType, please update and try again.	
7107	Duplicate values found in <xpath>/ExportDeclaration/OtherCharges/OtherCharge/ChargeType, please update and try again.	
7108	Invalid QuantityUnitOfMeasure <xpath>/ExportDeclaration/ExportLineItems/ExportLineItem/QuantityUnitOfMeasurement, please update and try again.	
7109	Invalid ExportReasonType <xpath>/ExportDeclaration/ExportLineItems/ExportLineItem/ExportReasonType, please update and try again.	
7110	Invalid ItemReferenceType <xpath>/ExportDeclaration/ExportLineItems/ExportLineItem/ItemReferences/ItemReference/ItemReferenceType, please update and try again.	
7111	Duplicate values found in <xpath>/ExportDeclaration/ExportLineItems/ExportLineItem/ItemReferences/ItemReference/ItemReferenceType, please update and try again.	
7112	Invalid CustomsPaperworkType <xpath>/ExportDeclaration/ExportLineItems/ExportLineItem/CustomsPaperworks/CustomsPaperwork/CustomsPaperworkType, please update and try again.	

7113	Child nodes exceed limit --- '<xpath>/ExportDeclaration/OtherCharges/OtherCharge , please update and try again."	
7114	Missing line item Net weight or Gross Weight at <xpath>, please update the request and try again.	
7115	UploadInvoiceData is not allowed for your username. Please contact your DHL sales representative.	
7117	Duplicate values found in invdatareq:UploadInvoiceDataRequest/InvoiceData/Ship/{0}/RegistrationNumbers/RegistrationNumber/NumberTypeCode	
7130	The UploadInvoiceDataRequest/InvoiceData/Ship/{0}/RegistrationNumbers/RegistrationNumber[{1}]/NumberIssuerCountryCode value provided is invalid.	
7131	The ExportDeclaration[{0}]/ExportLineItems/ExportLineItem[{1}]/ManufacturingCountryCode value provided is invalid.	
7133	COMMERCIAL_INVOICE_P_10 or COMMERCIAL_INVOICE_L_10 must be used as the Commercial Invoice Template UploadInvoiceDataRequest/InvoiceData/ShipmentInfo/OutputImageOptions/CustomsInvoiceTemplate for Import Customs Duties or Import Taxes to be shown in the Commercial Invoice.	
7135	Child nodes exceed limit --- UploadInvoiceDataRequest/InvoiceData/ExportDeclarations/ExportDeclaration[{0}]/InvoiceReferences/InvoiceReference, please update and try again.	
7137	Duplicate values found in UploadInvoiceDataRequest/InvoiceData/ExportDeclaration/ExportLineItems/ExportLineItem/ItemNumber, please update and try again.	
Warning Code	Warning Text	Notes (if applicable)

CREATESHIPMENT ERRORS

CreateShipment Error and Warning		
Error Code	Error Text	Notes (if applicable)
7002	Total Customs Value <ShipmentRequest/RequestedShipment/InternationalDetail/Commodities/CustomsValue field value> must be same per the total of all individual items value in export line item section. Please update and re-try it again.	
7003	Document image data "DocumentImages/DocImages" or "PaperlessTradeImages" failed in validation due to wrong data. Please provide valid image instead of text data.	
7004	Signature image data in "ExportDeclaration/SignatureImage" failed in validation due to wrong data. Please provide valid image instead of text data.	
7005	Customer logo image data failed in validation due to wrong data. Please provide valid image instead of text data.	
7007	The Special Service Code element must contain the value of <configurable PLT service code eg. WY> for Paperless Trade (PLT) shipment.	
7008	Requested product(s) not available with requested service(s) <followed by list of couples "products global/local code – service code" separated by ", ">	
7009	The 'ShipmentRequest/RequestedShipment/ShipmentInfo/LabelOptions/CustomerLogo/LogoImage' cannot be exceed <configurable logo image size>. Please check the Customer Logo image size and retry.	
7010	The "ShipmentRequest/RequestedShipment/ShipmentInfo/LabelOptions/CustomerBarcode/Type" is mandatory when CustomerBarcode/TextInBarcode or CustomerBarcode/TextBelowBarcode is provided.	
7012	You are not allowed to prepare Paperless Trade (PLT) shipment . Please contact your DHL account manager.	
7014	Shipment consolidation is not possible for the shipper country. Please contact your DHL account manager.	

7015	DocumentImages cannot be provided with Packages (piece details) in request message. Please check the request message and retry.	
7016	Missing "IncludePreviousPieceLabels" in the request message. Please check the request message and retry.	
7017	Exceeded the maximum pieces allowed for a single shipment. Please check the request message and retry.	
7018	Image Upload is not supported for non-PLT shipment.	
7019	An email with invalid format has been provided. Please update and try again.	
7020	Invalid global package type code 'shipreq:ShipmentRequest/RequestedShipment/Packages/RequestedPackages/PackageTypeCode', please update and try again.	
7021	Shipment reference type: Invalid reference type 'ShipmentRequest/RequestedShipment/ShipmentInfo/ShipmentReferences/ShipmentReferenceType', please update and try again. Piece reference type: Invalid reference type 'ShipmentRequest/RequestedShipment/Packages/CustomerReferenceType', please update and try again	
7022	The Piece weight must be greater than <global or customer profile level> <global or customer profile level minimum weight>. Please update shipreq:ShipmentRequest/RequestedShipment/Packages/RequestedPackages/Weight field value and try again.	
7023	The Customs Value must be greater than <global or customer profile level><global or customer profile level minimum weight setting>. Please update shipreq:ShipmentRequest/RequestedShipment/InternationalDetail/Commodities/CustomsValue field value and try again.	
7025	Document image data "DocumentImages/DocumentImage" cannot exceed <configurable document image size>. Please check the document image size and try again.	
7026	Invalid payment method for Cash shipments in "shipreq:ShipmentRequest/RequestedShipment/Shipme	

	ntInfo/Billing/ShipmentCost/PaymentMethod". Please update and try again.	
7027	Failure to upload the Paperless Trade (PLT) image. Please check the document image and try again or contact your DHL technical representative.	
7028	Net weight value must be greater than <global or customer profile level> <global or customer profile level minimum weight>. Please update shipreq:ShipmentRequest/RequestedShipment/ExportDeclaration/ExportLineItem/NetWeight field value and try again.	
7029	Failure to send email.	
7030	Unsupported combination. <AllInOnePDF> option is only allowed for PDF output types. Please update shipreq:ShipmentRequest/RequestedShipment/ShipmentInfo/LabelOptions/DetachOptions/AllInOnePDF and try again.	
7031	Image upload is not possible for this shipment at this point.	
7032	When RequestDHLCustomInvoice="Y", then the Invoice Number and Invoice Date under Export Declaration section are required. Please check the request message and try again.	
7033	Packages section is required to be provided in the request message to perform shipment consolidation. Please check the request message and try again.	
7013	Pickup is not allowed for this shipment date. Please update and re-try again.	
7024	The Paperless Trade (PLT) image file size of the export documentation is too large. Please ensure that this does not exceed "{0}" and is either a pdf, jpg or png file type.	
7011	Email address for shipment email notification is required. Please update and re-try.	
7034	Unit Price value must be greater than <"global or customer profile level" + global or customer profile level minimum Customs Value>. Please update shipreq:ShipmentRequest/RequestedShipment/ExportDeclaration/ExportLineItem/UnitPrice field value and retry it again. "	

7035	Shipment charges is mandatory for a CASH shipment. Please provide shipment charges and resubmit.	
7036	Request labels to fit A4 format is applicable for label type of PDF. Please update and re-try again	
7037	Customer is not allowed to request courier pickup. Please contact your DHL account manager.	
7069	Invalid QuantityUnitOfMeasure ShipmentRequest/RequestedShipment/InternationalDetail/ExportDeclaration/ExportLineItems/ExportLineItem{0}/QuantityUnitOfMeasurement, please update and try again.	
7070	Invalid BusinessPartyTypeCode ShipmentRequest/RequestedShipment/Ship/{role}/BusinessPartyTypeCode, please update and try again.	
7071	Invalid CustomsDocumentType ShipmentRequest/RequestedShipment/InternationalDetail/ExportDeclaration/CustomsDocuments/CustomsDocument/CustomsDocumentType, please update and try again.	
7072	Invalid ExportReasonType ShipmentRequest/RequestedShipment/InternationalDetail/ExportDeclaration/ExportReasonType, please update and try again.	
7073	Duplicate values found in ShipmentRequest/RequestedShipment/InternationalDetail/ExportDeclaration/InvoiceReferences/InvoiceReference/InvoiceReferenceType, please update and try again.	
7074	Invalid reference type 'ShipmentRequest/RequestedShipment/InternationalDetail/ExportDeclaration/InvoiceReferences/InvoiceReference{0}/InvoiceReferenceType, please update and try again.	
7075	Duplicate values found in ShipmentRequest/RequestedShipment/InternationalDetail/ExportDeclaration/OtherCharges/OtherCharge/ChargeType, please update and try again.	
7076	Invalid Charge type 'ShipmentRequest/RequestedShipment/InternationalDetail/ExportDeclaration/OtherCharges/OtherCharge{0}/ChargeType, please update and try again.	

7077	Duplicate values found in ShipmentRequest/RequestedShipment/InternationalDetail/ExportDeclaration/ExportLineItems/ExportLineItem/ItemReferences/ItemReference/ItemReferenceType, please update and try again.	
7078	Invalid reference type 'ShipmentRequest/RequestedShipment/InternationalDetail/ExportDeclaration/ExportLineItems/ExportLineItem{0}/ItemReferences/ItemReference{0}/ItemReferenceType, please update and try again.	
7079	Invalid CustomsPaperworkType ShipmentRequest/RequestedShipment/InternationalDetail/ExportDeclaration/ExportLineItems/ExportLineItem{0}/CustomsPaperworks/CustomsPaperwork{0}/CustomsPaperworkType, please update and try again.	
7080	Missing required field PlaceOfIncoterm ShipmentRequest/RequestedShipment/InternationalDetail/ExportDeclaration/PlaceOfIncoterm, please update and try again.	
7081	Request message must contain all BillTo required fields – BillToCompanyName, BillToContactName, BillToAddressLine1, BillToPostcode, BillToCity, BillToCountryCode, BillToPhoneNumber. Please check and re-try.	
7082	Missing required field ChargeType ShipmentRequest/RequestedShipment/InternationalDetail/ExportDeclaration/OtherCharges/OtherCharge/ChargeType, please update and try again.	
7083	Element LabelOptions/RequestTransportLabel value "N" is only valid for Label-Free Shipment	
7084	For the feature "RequestQRCode", please ensure to provide the DHL Express Label-Free Service code and Advance Shipment Service Code under SpecialServices/Service/ServiceType	
7086	"<Element Name>" is not well formatted. (Expected Sample Format : 'DHL012345678912320')	
7087	You are not authorized to prepare Label-Free shipment. Please contact your DHL account manager.	
7090	Child nodes exceed limit --- 'ShipmentRequest/RequestedShipment/InternationalDetail/ExportDeclaration/OtherCharges/OtherCharge , please update and try again.'	

7091	Child nodes exceed limit --- 'ShipmentRequest/RequestedShipment/InternationalDetail/ExportDeclaration/ExportLineItems/ExportLineItem/AdditionalInformation/AdditionalInformationText , please update and try again."	
7092	If using label template for LBBX, the ParentShipmentIdentificationNumber field ShipmentRequest/RequestedShipment/ShipmentInfo/ParentShipmentIdentificationNumber is required.	
7093	You are not authorized to prepare shipment with feature Service Type = 'PM'. Please contact your DHL account manager.	
7094	ExportDeclaration cannot be provided with feature Service Type = 'PM'. Please check the request and retry.	
7095	ShipmentReference with ShipmentReferenceType = 'CU' is required for feature Service Type = 'PM'. Please check the request and retry.	
7096	The provided Shipment Identification Number is invalid. Please check the request message and retry.	
7097	Exceeded the maximum invoices allowed for a single shipment. Please check the request message and retry.	
7098	Duplicate values found in <xpath>/InvoiceNumber. Please check the request message and retry.	
7099	Missing the Account Number and Shipper Reference in UploadCINDataRequest/CINData/ExportDeclarations/ExportDeclaration/InvoiceReferences/InvoiceReference/InvoiceReferenceNumber with InvoiceReferenceType = 'CU' in request. Please check the request message and retry.	
7100	Invalid value of country code in <xpath>. Please check the request message and retry.	
7101	Invalid value NumberTypeCode <xpath>. Please update and try again.	
7102	Invalid CustomsDocumentType <path>/ExportDeclaration/CustomsDocuments/CustomsDocument/CustomsDocumentType, please update and try again.	
7103	Invalid reference type '<xpath>/ExportDeclaration/InvoiceReferences/InvoiceR	

	reference/InvoiceReferenceType, please update and try again.	
7104	Duplicate values found in <xpath>/ExportDeclaration/InvoiceReferences/InvoiceReference/InvoiceReferenceType, please update and try again.	
7105	Invalid ExportReasonType <xpath>/ExportDeclaration/ExportReasonType, please update and try again.	
7106	Invalid Charge type <xpath>/ExportDeclaration/OtherCharges/OtherCharge/ChargeType, please update and try again.	
7107	Duplicate values found in <xpath>/ExportDeclaration/OtherCharges/OtherCharge/ChargeType, please update and try again.	
7108	Invalid QuantityUnitOfMeasure <xpath>/ExportDeclaration/ExportLineItems/ExportLineItem/QuantityUnitOfMeasurement, please update and try again.	
7109	Invalid ExportReasonType <xpath>/ExportDeclaration/ExportLineItems/ExportLineItem/ExportReasonType, please update and try again.	
7110	Invalid ItemReferenceType <xpath>/ExportDeclaration/ExportLineItems/ExportLineItem/ItemReferences/ItemReference/ItemReferenceType, please update and try again.	
7111	Duplicate values found in <xpath>/ExportDeclaration/ExportLineItems/ExportLineItem/ItemReferences/ItemReference/ItemReferenceType, please update and try again.	
7112	Invalid CustomsPaperworkType <xpath>/ExportDeclaration/ExportLineItems/ExportLineItem/CustomsPaperworks/CustomsPaperwork/CustomsPaperworkType, please update and try again.	
7113	Child nodes exceed limit --- '<xpath>/ExportDeclaration/OtherCharges/OtherCharge, please update and try again.'	
7114	Missing line item Net weight or Gross Weight at <xpath>, please update the request and try again.	
7115	UploadCINData is not allowed for your username. Please contact your DHL sales representative.	

7116	Duplicate values found in shipreq:ShipmentRequest/RequestedShipment/Ship/{ROLE}/RegistrationNumbers/RegistrationNumber/NumberTypeCode.	
7118	Provided Piece Identification Number Data Identifier is invalid. Please check the request message and retry.	
7119	Invalid PaymentInfo shipreq:ShipmentRequest/RequestedShipment/PaymentInfo, please update and try again.	
7120	Field ShipmentRequest/RequestedShipment/ShipmentInfo/DocumentImages/DocumentImage/DocumentImage or ShipmentRequest/RequestedShipment/ShipmentInfo/LabelOptions/RequestDHLCustomsInvoice is mandatory when ServiceType is set as WY.	
7121	Field ShipmentRequest/RequestedShipment/InternationalDetail/ExportDeclaration is mandatory when provided product is Dutiable.	
7122	Invalid CustomsInvoiceTemplate ShipmentRequest/RequestedShipment/ShipmentInfo/CustomsInvoiceTemplate, please update and try again.	
7123	You are not authorized to prepare shipment with special service code of \$DeniedSpecialServices. Please contact your DHL account manager.	
7124	Not authorized to bypass PLT Validation. Please contact your DHL Express representative.	
7125	Domestic shipment for Mexico is not allowed for your username. Please contact your DHL sales representative.	
7126	COMMERCIAL_INVOICE_P_10 or COMMERCIAL_INVOICE_L_10 must be used as the Customs Invoice Template ShipmentRequest/RequestedShipment/ShipmentInfo/CustomsInvoiceTemplate for Total Invoice Amount After Tax to be shown in the Commercial Invoice.	
7127	The ShipmentRequest/RequestedShipment/Ship/{0}/Addresses/CountryCode value provided is invalid.	

7128	The {0}/RegistrationNumbers/RegistrationNumber[{1}]/NumberIssuerCountryCode value provided is invalid.	
7129	The ExportDeclaration/ExportLineItems/ExportLineItem[{0}]/ManufacturingCountryCode value provided is invalid.	
7132	The dangerous goods custom description(s) has exceeded the combined value of 200 characters.	
7134	Child nodes exceed limit --- ShipmentRequest/RequestedShipment/InternationalDetail/ExportDeclaration/InvoiceReferences/InvoiceReference, please update and try again.	
7136	Duplicate values found in ShipmentRequest/RequestedShipment/InternationalDetail/ExportDeclaration/ExportLineItems/ExportLineItem/ItemNumber, please update and try again.	
803	Account not allowed for this service. Please contact your DHL Express representative.	
7138	Child nodes exceed limit --- 'ShipmentRequest/RequestedShipment/DangerousGoods/Content[{n}]/UNCodes/UNCCode', please update and try again.	
7139	Request message must contain ShipmentRequest/RequestedShipment/ShipmentInfo/Currency for declarable shipment.	
7140	Request message must contain ShipmentRequest/RequestedShipment/PaymentInfo for declarable shipments.	
7141	Request message must contain all precalculated value fields.	
7142	Shipment data validation has failed, please contact customer support, or try again later.	
7143	Shipment description must contain at least 3 characters. Please update shipreq:ShipmentRequest/RequestedShipment/InternationalDetail/Commodities/Description field value and try again.	
7144	Export line item description must contain at least 3 characters. Please update shipreq:ShipmentRequest/RequestedShipment/Internati	

	onalDetail/ExportDeclaration/ExportLineItems/ExportLineItem[{0}]/ItemDescription field value and try again.	
7146	Field ShipmentRequest/RequestedShipment/ShipmentInfo/DocumentImages/DocumentImage/DocumentImage or ShipmentRequest/RequestedShipment/ShipmentInfo/LabelOptions/RequestDHLCustomsInvoice is mandatory when ServiceType is set as PJ.	
7147	The shipment description shipreq:ShipmentRequest/RequestedShipment/InternationalDetail/Commodities/Description <GSS-\$.ShpPcdDetailsMsg.Bd.Shp[0].DatElGrp[n].DatEl.Val.\$>. Please update the shipment description and retry.	
7148	Invalid shipreq:ShipmentRequest/RequestedShipment/ShipmentInfo/ShipmentReceiptTemplate, please update and try again.	
7149	Field shipreq:ShipmentRequest/RequestedShipment/ShipmentInfo/LabelOptions/RequestDHLShipmentReceipt cannot be used in combination with field shipreq:ShipmentRequest/RequestedShipment/ShipmentInfo/LabelOptions/RequestShipmentReceipt. Please check the request and try again.	
7150	Invalid value combination of DHLShipmentReceiptLanguageCode "ShipmentRequest/RequestedShipment/ShipmentInfo/LabelOptions/DHLShipmentReceiptLanguageCode" + DHLShipmentReceiptLanguageScriptCode "ShipmentRequest/RequestedShipment/ShipmentInfo/LabelOptions/DHLShipmentReceiptLanguageScriptCode" + DHLShipmentReceiptLanguageCountryCode "ShipmentRequest/RequestedShipment/ShipmentInfo/LabelOptions/DHLShipmentReceiptLanguageCountryCode" provided, please update and try again.	
7151	SplitLabelsByPieces 'ShipmentRequest/RequestedShipment/ShipmentInfo/LabelOptions/DetachOptions/SplitLabelsByPieces' must be provided with value 'Y' when LinkLabelsByPieces='Y'. Please check the request and try again.	
7152	AllInOnePDF 'ShipmentRequest/RequestedShipment/ShipmentInfo/LabelOptions/DetachOptions/AllInOnePDF' cannot be provided with value 'Y' when LinkLabelsByPieces='Y'. Please check the request and try again.	

7154	Duplicate values found in ShipmentRequest/RequestedShipment/Packages/RequestedPackages/@number, please update and try again.	
8003	Account not allowed for this service. Please contact your DHL Express representative.	
8032	Not authorized to use this service. Please contact your DHL Express representative.	
7156	Line Item's Description contains invalid characters. Characters which are not allowed are {\$configurable value}. Please remove any invalid characters and try again.	
8035	Product code provided not matching the account's network type code. Please update and try again.	
8036	Product code is not allowed for account number's network type code.	
Warning Code	Warning Text	Notes (if applicable)
7999	Incorrect ODD request type is provided. Please re-check the generic type.	
7998	Account not white-listed for this On Demand Delivery service. Please contact your DHL account manager.	
7997	Shipment Waybill Number, Origin Service Area Code, Destination Service Area Code or Shipper Account Number value is not available in request message. Please re-check.	
7996	Shipment's destination country is not On Demand Delivery deployed country.	
7995	No charges returned in response message.	
7994	Transliteration texts is not supported for the requested Shipper's Country Code.	
7993	No Estimated Delivery Date details returned in response message.	
7992	State or Province code has been replaced to valid GREF State or Provicen Code.	
7991	Rate Request service failure. No charges returned in response message.	
7990	Rendered commercial invoice PDF can only print certain number of shipping roles and addresses.	

7989	Provided Piece Identification Number Data Identifier is ignored. Please provide UseOwnPieceIdentificationNumber value as Y to use own piece identification number.	
7988	Please note on printing the hardcopy of all the shipment paperwork and affix it to the package.	
7987	Provided BypassPLTError is ignored. Please provide ServiceType value as WY to bypass PLT lane validation.	
7986	Provided BypassPLTError is ignored. Your username is setup for no products and services validation.	
7986	Shipment description(s) not validated.	
7988	Please note on printing the hardcopy of all the shipment paperwork and affix it to the package.	

REQUESTPICKUP ERRORS

RequestPickup Error and Warning		
Error Code	Error Text	Notes (if applicable)
5001	The pickup request is past the booking cutoff time for the pickup location (this includes taking the time zone into consideration if applicable).	
5002	The Pickup time window for a collection to take place is too small (Pickup Location close time – PickupTimestamp).	
5003	The Pickup time window overlap is too small. Please ensure that the overlap between your provided request and the courier pickup window has the minimum required Pickup Time window overlap.	
5004	The pickup request must be at least {X hrs} before the provided PickupLocationClose time.	
5005	The minimum pickup time window overlap for your requested origin is a minimum of {X} minutes with a same day pickup initiated latest by {A} today. Please note that couriers are available for a pickup at the requested origin between {B} and {C}. Times are based on the origin timezone.	
5006	Pickup is not allowed for this shipment date. Please update and re-try again.	

5007	Recipient address is required for remote booking request. Please provide the Recipient section and retry.	
5008	UnitOfMeasurement is required for booking request. Please provide the UnitOfMeasurement and retry.	
5009	Shipper/Contact/CompanyName is required for booking request. Please provide the CompanyName and retry.	
5010	Pickup/Contact/CompanyName is required for booking request. Please provide the CompanyName and retry.	
5011	BookingRequestor/Contact/CompanyName is required for booking request. Please provide the CompanyName and retry.	
5012	Recipient/Contact/CompanyName is required for booking request. Please provide the CompanyName and retry.	
5013	At least one piece details is required for booking request. Please provide the Packages section and retry.	
5014	Invalid combination ShipmentInfo and ShipmentDetails are found in request message. Please check the request message and retry.	
5015	Invalid combination ShipmentInfo, ShipmentDetails, and PickupShipment/Packages are found in request message. Please check the request message and retry.	
5016	Invalid combination ShipmentDetails and PickupShipment/Packages are found in request message. Please check the request message and retry.	
5017	BookingRequestor Address details is required for remote booking request.	
5018	Account number must be provided to the booking request.	
5019	The shipment date cannot be in the past. Please check the shipment date and retry.	
5020	The shipment date cannot be more than 10 days in future. Please check the shipment date and retry.	
5021	Pickup Location Close Time is not well formatted.(Expected Sample Format : '17:10')	
5022	Pickup Time Stamp is not well formatted.(Expected Sample Format : '2010-02-11T17:10:09 GMT+01:00')	

5023	The Pickup Location Close Time cannot be earlier than Shipment Time. Please check the request and retry.	
5024	For Remote Booking, Shipper/Pickup Country Code must be different from Booking Requestor Country Code. Please check the request message and retry.	
8032	Not authorized to use this service. Please contact your DHL Express representative.	
8003	Account not allowed for this service. Please contact your DHL Express representative.	
202073	The input message has invalid Payer (Billing) Country	
202003	The input message has invalid Account Number	
202007	The input message has invalid Account Sequence	
202012	The input message has invalid Service Area	
202019	The input message has invalid GMT Offset	
202024	The input message has invalid Dest Service Area	
202025	The input message has invalid Dest Facility	
202044	The input message has invalid Number Of Pieces	
202048	The input message has invalid Facility	
202062	There are not enough characters in Contact Person	
202067	The input message has invalid City	
202072	The input message has invalid Default Pay Type	
201218	The input message has missing Payer (Billing) Country	
201003	The input message has missing Account Number	
201004	The input message has missing Pickup Country	
201009	The input message has missing Pickup Route	
201019	The input message has missing GMT offset	
201045	The input message has missing Pickup Date	
201049	The input message has missing company name	
201050	The input message has missing Telephone	
201055	The input message has missing application name	
201056	The input message has missing pickup service area	
201067	The input message has missing address	

201071	The input message has missing ready time	
202004	The input message has invalid Pickup Country	
202009	The input message has invalid Pickup Route	
202023	The input message has invalid local product code	
202064	The input message has invalid Pickup Type	
201110	The input message has missing delivery address	
201111	The input message has missing delivery telephone number	
201112	The input message has missing delivery company name	
201113	The input message has missing delivery contact person name	
201114	The input message has missing delivery country code	
201115	The input message has missing destination Service Area	
201118	The input message has missing default payment type	
201200	Either pickup route or sector should be present	
202110	Close Time must be later than ready time	
202113	Phone Number Length below Minimum Supported Length	
202114	Pickup date is a holiday for country XX	
202115	Ready time cannot be greater than close time	
202118	The input message has invalid piece type	
202121	The input message has invalid weight/length unit	
202122	The difference between ready time and close time must be at least XX minutes	
202123	Account payment is not allowed for stopped credit customer	
202124	Remote Booking can only be made by IMP Account	
201204	The input message has missing close time	
201206	The input message has missing payer account number	
201210	The input message has missing requestor address	
201211	The input message has missing requestor city	
201212	The input message has missing requestor company name	
201213	The input message has missing requestor contact person name	
201216	The input message has missing requestor telephone number	

202128	The Pickup date is earlier than the current date	
202401	No billing address found	
202405	No pickup address found	
202129	The input message has invalid delivery country code	
202131	Account payment is not allowed for cut credit customer	
202132	Account payment is not allowed for cash customer	
202137	Total shipments value exceeded 99999999.999	
202140	Remote Booking is not supported by this interface, please contact CS Advisor	
202141	Invalid payer account number	
201217	The input message has missing booking event state code	

UPDATEPICKUP ERRORS

RequestPickup Error and Warning		
Error Code	Error Text	Notes (if applicable)
5555	Update of booking was not successful. Requested Pickup was not found.	
5556	The Original Shipper Account Number must match with the Shipper Account Number used previously to create/update successful pickup request. Please check the Original Shipper Account Number and retry.	
5557	The Original Shipper Account Number element is mandatory. Please provide the updatePickupRequest/OriginalShipperAccountNumber and retry.	
8032	Not authorized to use this service. Please contact your DHL Express representative.	
8003	Account not allowed for this service. Please contact your DHL Express representative.	

DOCUMENTIMAGEREQUEST ERRORS

DocumentImageRequest Error and Warning		
---	--	--

Error Code	Error Text	Notes (if applicable)
8001	The account number is not found or invalid. Please check the account number and retry.	
8003	Account not allowed for this service. Please contact your DHL Express representative.	
8032	Not authorized to use this service. Please contact your DHL Express representative.	
1501	The provided Shipment Identification Number is invalid. Please check the request message and retry.	
1502	Child nodes exceed limit --- ' docimgreq:DocumentImageRequest/DocumentImages/DocumentImage/DocumentTypes/DocumentType. Please update and try again.	
1504	No document images found for the provided search criteria.	
1506	AllInOnePDF cannot be set as Y for DocumentImageFormat TIFF. Please check the request message and retry.	
1505	Unable to query document due to shipment data not found.	
1507	The provided DocumentTypeName is invalid. Please check the request message and retry.	

UPDATESHIPMENT WARNINGS

UpdateShipment Warning		
Warning Code	Warning Text	Notes (if applicable)
7989	Provided Piece Identification Number Data Identifier is ignored. Please provide UseOwnPieceIdentificationNumber value as Y to use own piece identification number.	
8003	Account not allowed for this service. Please contact your DHL Express representative.	

17 SERVICE INPUT/OUTPUT EXAMPLES FOR RATEREQUEST

SOAP RATEREQUEST: SAMPLE INPUT

```

<RateRequest>
  <ClientDetail>
  </ClientDetail>
  <RequestedShipment>
    <DropOffType>REQUEST_COURIER</DropOffType>
    <Ship>
      <Shipper>
        <StreetLines>1-16-24, Minami-gyotoku</StreetLines>
        <City>Ichikawa-shi, Chiba</City>
        <PostalCode>272-0138</PostalCode>
        <CountryCode>JP</CountryCode>
      </Shipper>
      <Recipient>
        <StreetLines>63 RENMIN LU, QINGDAO SHI</StreetLines>
        <City>QINGDAO SHI</City>
        <PostalCode>266033</PostalCode>
        <CountryCode>CN</CountryCode>
      </Recipient>
    </Ship>
    <Packages>
      <RequestedPackages number="1">
        <Weight>
          <Value>2.0</Value>
        </Weight>
        <Dimensions>
          <Length>13</Length>
          <Width>12</Width>
          <Height>9</Height>
        </Dimensions>
      </RequestedPackages>
    </Packages>
    <ShipTimestamp>2010-11-26T12:00:00GMT-06:00</ShipTimestamp>
    <UnitOfMeasurement>SU</UnitOfMeasurement>
    <Content>NON_DOCUMENTS</Content>
    <DeclaredValue>200.00</DeclaredValue>
    <DeclaredValueCurrencyCode>USD</DeclaredValueCurrencyCode>
    <PaymentInfo>DAP</PaymentInfo>
    <Account>xxxxxxx</Account>
  </RequestedShipment>
</RateRequest>

```

SOAP RATEREQUEST: SAMPLE OUTPUT

```

<rateresp:RateResponse>
  <Provider code="DHL">
    <Notification code="0">
      <Message/>
    </Notification>
    <Service type="8">
      <TotalNet>

```

```

        <Currency>JPY</Currency>
        <Amount>20475.00</Amount>
    </TotalNet>
    <Charges>
        <Currency>JPY</Currency>
        <Charge>
            <ChargeType>EXPRESS EASY</ChargeType>
            <ChargeAmount>17500.00</ChargeAmount>
        </Charge>
        <Charge>
            <ChargeType>FUEL SURCHARGE</ChargeType>
            <ChargeAmount>2975.00</ChargeAmount>
        </Charge>
    </Charges>
    <DeliveryTime>2010-12-02T23:59:00</DeliveryTime>
</Service>
<Service type="P">
    <TotalNet>
        <Currency>JPY</Currency>
        <Amount>20569.00</Amount>
    </TotalNet>
    <Charges>
        <Currency>JPY</Currency>
        <Charge>
            <ChargeType>EXPRESS WORLDWIDE</ChargeType>
            <ChargeAmount>17580.00</ChargeAmount>
        </Charge>
        <Charge>
            <ChargeType>FUEL SURCHARGE</ChargeType>
            <ChargeAmount>2989.00</ChargeAmount>
        </Charge>
    </Charges>
    <DeliveryTime>2010-12-02T23:59:00</DeliveryTime>
</Service>
</Provider>
</rateresp:RateResponse>

```

SOAP RATEREQUEST: REQUEST WITH ERROR

```

<rateresp:RateResponse xmlns:rateresp="http://scxgxtt.phx-dc.dhl.com/euExpressRateBook/RateMsgResponse">
    <Provider code="DHL">
        <ServiceHeader>
            <MessageTime>2020-02-13T05:34:55.874+00:00</MessageTime>
            <MessageReference>GGEDS1093111111222222229876</MessageReference>
            <ServiceInvocationID>20200213053455_108e_686aa0ea-2319-44d1-b231-8b20a4feba92</ServiceInvocationID>
        </ServiceHeader>
        <Notification code="420501">
            <Message>The origin country code could not be found</Message>
        </Notification>
        <Notification code="999">
            <Message>Process failure occurred. Please contact the Administrator with Error Sequence as '1048568768'</Message>
        </Notification>
    </Provider>
</rateresp:RateResponse>

```

SOAP RATEREQUEST LANDED COST: SAMPLE INPUT

```

<RateRequest>
    <ClientDetail/>
    <Request>
        <ServiceHeader>
            <MessageTime>2018-07-31T13:30:00</MessageTime>
            <MessageReference>JWEDS1093EWD0134124994301023431</MessageReference>
        </ServiceHeader>
    </Request>

```

```

<RequestedShipment>
  <ServiceType>X</ServiceType>
  <DropOffType>REGULAR_PICKUP</DropOffType>
  <Ship>
    <Shipper>
      <City>OVERATH</City>
      <PostalCode>51491</PostalCode>
      <CountryCode>DE</CountryCode>
    </Shipper>
    <Recipient>
      <City>OSNABRUECK</City>
      <PostalCode>49084</PostalCode>
      <CountryCode>DE</CountryCode>
    </Recipient>
  </Ship>
  <Packages>
    <RequestedPackages number="1">
      <Weight>
        <Value>3.4</Value>
      </Weight>
      <Dimensions>
        <Length>45</Length>
        <Width>30</Width>
        <Height>10</Height>
      </Dimensions>
    </RequestedPackages>
  </Packages>
  <ShipTimestamp>2018-08-22T09:30:00GMT+01:00</ShipTimestamp>
  <UnitOfMeasurement>SI</UnitOfMeasurement>
  <Content>NON_DOCUMENTS</Content>
  <DeclaredValue>20</DeclaredValue>
  <DeclaredValueCurrencyCode>EUR</DeclaredValueCurrencyCode>
  <Billing>
    <ShipperAccountNumber>111111111</ShipperAccountNumber>
    <ShippingPaymentType>S</ShippingPaymentType>
    <BillingAccountNumber>999999999</BillingAccountNumber>
  </Billing>
  <LandedCost>
    <MerchantSelectedCarrierName>DHL</MerchantSelectedCarrierName>
    <GetItemCostBreakdown>Y</GetItemCostBreakdown>
    <ShipmentCurrencyCode>EUR</ShipmentCurrencyCode>
    <ShipmentPurpose>PERSONAL</ShipmentPurpose>
    <ShipmentTransportationMode>AIR</ShipmentTransportationMode>
  <Items>
    <Item>
      <ItemNumber>1</ItemNumber>
      <Description>KNITWEAR COTTON</Description>
      <Remark>KNITWEAR 100% COTTON REDUCTION PRICE FALL COLLECTION</Remark>
      <ManufacturingCountryCode>DE</ManufacturingCountryCode>
      <SKUPartNumber>12345555</SKUPartNumber>
      <Quantity>150.345</Quantity>
      <UnitPrice>12.50</UnitPrice>
      <UnitPriceCurrencyCode>EUR</UnitPriceCurrencyCode>
      <ItemWeight>1.6</ItemWeight>
      <HarmonizedSystemCode>61101XXXX</HarmonizedSystemCode>
      <ItemWeightUnitofMeasurement>SI</ItemWeightUnitofMeasurement>
      <Category>204</Category>
      <GoodsCharacteristics>
        <GoodsCharacteristic>
          <CharacteristicCode>IMPORTER</CharacteristicCode>
          <CharacteristicValue>Registered</CharacteristicValue>
        </GoodsCharacteristic>
      </GoodsCharacteristics>
      <EstimatedTariffRateType>HIGHEST_RATE</EstimatedTariffRateType>
    </Item>
  </Items>

```

```
<ShipmentMonetaryAmount>
  <Charges>
    <ChargeType>FREIGHT</ChargeType>
    <ChargeAmount>19</ChargeAmount>
    <CurrencyCode>EUR</CurrencyCode>
  </Charges>
</ShipmentMonetaryAmount>
<GetTariffFormula>Y</GetTariffFormula>
<GetQuotationID>Y</GetQuotationID>
<GetDetailedLineItemLevelStatus>Y</GetDetailedLineItemLevelStatus>
</LandedCost>
</RequestedShipment>
</RateRequest>
```

SOAP RATEREQUEST LANDED COST: SAMPLE OUTPUT

```

<RateResponse>
  <Provider code="DHL">
    <ServiceHeader>
      <MessageTime>2018-08-17T10:23:23</MessageTime>
      <MessageReference>JWEDS1093EWD0134124994301023431</MessageReference>
      <ServiceInvocationID>20210628073435_XXXX_0e9bdbdd-6070-4bc8-aa01-42985a8797d5</ServiceInvocationID>
      <QuotationID>Q-2021-100-000008260</QuotationID>
    </ServiceHeader>
    <Notification code="0">
      <Message/>
    </Notification>
    <Service>
      <TotalNet>
        <Currency>EUR</Currency>
        <Amount>2271.86</Amount>
      </TotalNet>
      <Charges>
        <Currency>EUR</Currency>
        <Charge>
          <ChargeType>DUTY</ChargeType>
          <ChargeAmount>0.00</ChargeAmount>
          <ChargeName>TOTAL DUTIES</ChargeName>
          <ChargeCurrencyCode>EUR</ChargeCurrencyCode>
        </Charge>
        <Charge>
          <ChargeType>TAX</ChargeType>
          <ChargeAmount>359.86</ChargeAmount>
          <ChargeName>TOTAL TAXES</ChargeName>
          <ChargeCurrencyCode>EUR</ChargeCurrencyCode>
        </Charge>
        <Charge>
          <ChargeType>FEE</ChargeType>
          <ChargeAmount>0.00</ChargeAmount>
          <ChargeName>TOTAL FEES</ChargeName>
          <ChargeCurrencyCode>EUR</ChargeCurrencyCode>
        </Charge>
        <Charge>
          <ChargeType>SINSV</ChargeType>
          <ChargeAmount>0.00</ChargeAmount>
          <ChargeCurrencyCode>EUR</ChargeCurrencyCode>
        </Charge>
        <Charge>
          <ChargeType>MACHG</ChargeType>
          <ChargeAmount>0.00</ChargeAmount>
          <ChargeCurrencyCode>EUR</ChargeCurrencyCode>
        </Charge>
        <Charge>
          <ChargeType>MFCHG</ChargeType>
          <ChargeAmount>19.00</ChargeAmount>
          <ChargeCurrencyCode>EUR</ChargeCurrencyCode>
        </Charge>
        <Charge>
          <ChargeType>SCUSV</ChargeType>
          <ChargeAmount>1875.00</ChargeAmount>
          <ChargeCurrencyCode>EUR</ChargeCurrencyCode>
        </Charge>
        <Charge>
          <ChargeType>STSCH</ChargeType>
          <ChargeAmount>18.00</ChargeAmount>
          <ChargeCurrencyCode>EUR</ChargeCurrencyCode>
        </Charge>
        <Charge>
          <ChargeCode>DD</ChargeCode>
          <ChargeType>Duty Tax Paid</ChargeType>

```



```

    <ChargeAmount>18.00</ChargeAmount>
  </Charge>
<Charge>
  <ChargeType>FEE</ChargeType>
  <ChargeAmount>250.00</ChargeAmount>
  <ChargeName>CONCESSION_FEE</ChargeName>
  <ChargeCurrencyCode>EUR</ChargeCurrencyCode>
  <TariffRateFormula>((0.3464 % COST) MAX (528.33))</TariffRateFormula>
</Charge>
</Charges>
<Items>
  <Item>
    <ItemNumber>1</ItemNumber>
    <Charge>
      <ChargeType/>
      <ChargeAmount>94.50</ChargeAmount>
      <ChargeName>CIF</ChargeName>
      <ChargeCurrencyCode>EUR</ChargeCurrencyCode>
      <TariffRateFormula>COST + INSURANCE + FREIGHT</TariffRateFormula>
    </Charge>
    <Charge>
      <ChargeType>DUTY</ChargeType>
      <ChargeAmount>2.36</ChargeAmount>
      <ChargeName>DUTY</ChargeName>
      <ChargeCurrencyCode>EUR</ChargeCurrencyCode>
      <TariffRateFormula>Deminimus :: (CIF * 0.025)</TariffRateFormula>
    </Charge>
    <Charge>
      <ChargeType>TAX</ChargeType>
      <ChargeAmount>18.40</ChargeAmount>
      <ChargeName>VAT</ChargeName>
      <ChargeCurrencyCode>EUR</ChargeCurrencyCode>
      <TariffRateFormula>(0.19 * (CIF + DUTY + EXCISE + ADDITIONAL_DUTY))</TariffRateFormula>
    </Charge>
  </Item>
</Items>
</Service>
</Provider>
</RateResponse>

```

SOAP RATEREQUEST LANDEDCOST: RESPONSE WITH ERROR

```
<SOAP-ENV:Envelope xmlns:SOAP-ENV="http://schemas.xmlsoap.org/soap/envelope/"
xmlns:SOAPENC="http://schemas.xmlsoap.org/soap/encoding/" xmlns:xsd="http://www.w3.org/2001/XMLSchema"
xmlns:xsi="http://www.w3.org/2001/XMLSchema-instance">
  <SOAP-ENV:Header/>
  <SOAP-ENV:Body>
    <rateresp:RateResponse xmlns:rateresp="http://scxgxtt.phx-dc.dhl.com/euExpressRateBook/RateMsgResponse">
<Provider code="DHL">
  <ServiceHeader>
    <MessageTime>2018-08-17T10:35:08</MessageTime>
    <MessageReference>JWEDS1093EWD0134124994301023431</MessageReference>
  </ServiceHeader>
  <Notification code="200000" src="GTS">
    <Message>Invalid Message header originator country code value. Country code not supported in GTS. (Invalid Orgntr CtryCd value.
Not Supportable Country)</Message>
  </Notification>
  <Notification code="999">
    <Message>Process failure occurred. Please contact the Administrator with Error Sequence as '437551124'</Message>
</Notification>
  </Provider>
</rateresp:RateResponse>
</SOAP-ENV:Body>
</SOAP-ENV:Envelope>
```

SOAP RATEREQUEST LANDEDCOST: RESPONSE WITH LINE ITEM NUMBER ERROR DETAILS

```
<SOAP-ENV:Envelope xmlns:SOAP-ENV="http://schemas.xmlsoap.org/soap/envelope/" xmlns:SOAP-
ENC="http://schemas.xmlsoap.org/soap/encoding/" xmlns:xsd="http://www.w3.org/2001/XMLSchema"
xmlns:xsi="http://www.w3.org/2001/XMLSchema-instance">
  <SOAP-ENV:Header/>
  <SOAP-ENV:Body>
    <rateresp:RateResponse xmlns:rateresp="http://scxgxtt.phx-dc.dhl.com/euExpressRateBook/RateMsgResponse">
  <Provider code="DHL">
    <ServiceHeader>
      <MessageTime>2021-06-28T08:14:40.922+00:00</MessageTime>
      <MessageReference>GGEDS1093111111222222229876</MessageReference>
      <ServiceInvocationID>20210628081440_c027_60d849c9-522e-4571-a41b-544cd772239d</ServiceInvocationID>
    </ServiceHeader>
    <Notification code="200000">
      <Message>At least one item has invalid provided product category.</Message>
    </Notification>
    <Notification code="200000">
      <Message>Invalid message content</Message>
      <MessageDetail>Line ItemNumber 1: Provided product category is invalid. Please look at the possible category values listed under
documentation.</MessageDetail>
    </Notification>
    <Notification code="200000">
      <Message>Invalid message content</Message>
      <MessageDetail>Line ItemNumber 2: Provided product category is invalid. Please look at the possible category values listed under
documentation.</MessageDetail>
    </Notification>
    <Notification code="999">
      <Message>Process failure occurred. Please contact the Administrator with Error Sequence as '82163295'</Message>
    </Notification>
  </Provider>
</rateresp:RateResponse>
</SOAP-ENV:Body>
</SOAP-ENV:Envelope>
```

18 SERVICE INPUT/OUTPUT EXAMPLES FOR SHIPMENTREQUEST

SOAP SHIPMENTREQUEST: SAMPLE INPUT

```

<soapenv:Envelope xmlns:soapenv="http://schemas.xmlsoap.org/soap/envelope/" xmlns:ship="http://scxgxtt.phx-dc.dhl.com/euExpressRateBook/ShipmentMsgRequest">
  <soapenv:Header/>
  <soapenv:Body>
    <ShipmentRequest xmlns="http://scxgxtt.phx-dc.dhl.com/euExpressRateBook/ShipmentMsgRequest">
      <Request>
        <ServiceHeader>
          <MessageTime>2020-12-16T07:23:46.762Z</MessageTime>
          <MessageReference>1234567890123456789012345678901</MessageReference>
          <ShippingSystemPlatform>test</ShippingSystemPlatform>
          <ShippingSystemPlatformVersion>7.0</ShippingSystemPlatformVersion>
        </ServiceHeader>
      </Request>
      <RequestedShipment>
        <ShipmentInfo>
          <DropOffType>REGULAR_PICKUP</DropOffType>
          <ServiceType>P</ServiceType>
          <Billing>
            <ShipperAccountNumber>XXXXXXXXXX</ShipperAccountNumber>
            <ShippingPaymentType>S</ShippingPaymentType>
            <BillingAccountNumber>XXXXXXXXXX</BillingAccountNumber>
          </Billing>
          <SpecialServices>
            <Service>
              <ServiceType>WY</ServiceType>
            </Service>
          </SpecialServices>
          <Currency>EUR</Currency>
          <UnitOfMeasurement>SI</UnitOfMeasurement>
          <LabelType>PDF</LabelType>
          <LabelOptions>
            <RequestDHLCustomsInvoice>Y</RequestDHLCustomsInvoice>
            <DHLCustomsInvoiceLanguageCode>eng</DHLCustomsInvoiceLanguageCode>
            <DHLCustomsInvoiceType>COMMERCIAL_INVOICE</DHLCustomsInvoiceType>
          </LabelOptions>
          <ShipmentReferences>
            <ShipmentReference>
              <ShipmentReference>ShpRef VAT22 test5roles</ShipmentReference>
            </ShipmentReference>
          </ShipmentReferences>
          <BypassPLTErrors>N</BypassPLTErrors>
        </ShipmentInfo>
        <ShipTimestamp>2021-03-16T09:30:47GMT+01:00</ShipTimestamp>
        <PaymentInfo>DAP</PaymentInfo>
        <InternationalDetail>
          <Commodities>
            <Description>1.002 - parcel with clothing</Description>
            <CustomsValue>195.000</CustomsValue>
          </Commodities>
          <Content>NON_DOCUMENTS</Content>
          <ExportDeclaration>
            <InvoiceDate>2021-03-16</InvoiceDate>
            <InvoiceNumber>INV-00211291</InvoiceNumber>
            <ExportReasonType>PERMANENT</ExportReasonType>
            <ExportReason>sales</ExportReason>
            <PlaceOfIncoterm>GAILDORF PORT</PlaceOfIncoterm>
            <ShipmentPurpose>COMMERCIAL</ShipmentPurpose>
            <ExportLineItems>
              <ExportLineItem>
                <ItemNumber>1</ItemNumber>

```

```

<CommodityCode>4202.91.8090</CommodityCode>
<ImportCommodityCode>4202.91.8090</ImportCommodityCode>
<Quantity>1</Quantity>
<QuantityUnitOfMeasurement>PCS</QuantityUnitOfMeasurement>
<ItemDescription>Fall collection: vegan leather pochette small</ItemDescription>
<UnitPrice>45.00</UnitPrice>
<NetWeight>0.300</NetWeight>
<GrossWeight>0.300</GrossWeight>
<ExportReasonType>PERMANENT</ExportReasonType>
<ManufacturingCountryCode>CN</ManufacturingCountryCode>
<TaxesPaid>N</TaxesPaid>
<ItemReferences>
  <ItemReference>
    <ItemReferenceType>PAN</ItemReferenceType>
    <ItemReferenceNumber>10597122</ItemReferenceNumber>
  </ItemReference>
  <ItemReference>
    <ItemReferenceType>OID</ItemReferenceType>
    <ItemReferenceNumber>0323434422</ItemReferenceNumber>
  </ItemReference>
</ItemReferences>
<CustomsPaperworks>
  <CustomsPaperwork>
    <CustomsPaperworkType>INV</CustomsPaperworkType>
    <CustomsPaperworkID>MyDHLAPI - LN#1-CUSDOC-001</CustomsPaperworkID>
  </CustomsPaperwork>
</CustomsPaperworks>
</ExportLineItem>
</ExportLineItems>
<CustomsDocuments>
  <CustomsDocument>
    <CustomsDocumentType>INV</CustomsDocumentType>
    <CustomsDocumentID>MyDHLAPI - CUSDOC-001</CustomsDocumentID>
  </CustomsDocument>
</CustomsDocuments>
<PackageMarks>Package Marks</PackageMarks>
<PayerGSTVAT>yes</PayerGSTVAT>
<RecipientReference>01291344</RecipientReference>
<Remarks>
  <Remark>
    <RemarkDescription>Invoice Remarks 1st</RemarkDescription>
  </Remark>
</Remarks>
<TermsOfPayment>60 days</TermsOfPayment>
<InvoiceTotalNetWeight>1.500</InvoiceTotalNetWeight>
<InvoiceTotalGrossWeight>1.500</InvoiceTotalGrossWeight>
<InvoiceInstructions>This is invoice instruction</InvoiceInstructions>
<InvoiceReferences>
  <InvoiceReference>
    <InvoiceReferenceType>CU</InvoiceReferenceType>
    <InvoiceReferenceNumber>MyDHLAPI - CUREF-001</InvoiceReferenceNumber>
  </InvoiceReference>
</InvoiceReferences>
</ExportDeclaration>
</InternationalDetail>
<Ship>
  <Shipper>
    <Contact>
      <PersonName>John Smith</PersonName>
      <CompanyName>MyDHL API</CompanyName>
      <PhoneNumber>123456789</PhoneNumber>
    </Contact>
    <Address>
      <StreetLines>Address Line 1</StreetLines>
      <StreetLines2>Address Line 2</StreetLines2>
    </Address>
  </Shipper>
</Ship>

```

```

    <StreetLines3>Address Line 3</StreetLines3>
    <City>HAIKOU</City>
    <PostalCode>570000</PostalCode>
    <CountryCode>CN</CountryCode>
  </Address>
  <RegistrationNumbers>
    <RegistrationNumber>
      <Number>VAT23249923</Number>
      <NumberTypeCode>VAT</NumberTypeCode>
      <NumberIssuerCountryCode>CN</NumberIssuerCountryCode>
    </RegistrationNumber>
  </RegistrationNumbers>
  <BusinessPartyTypeCode>BU</BusinessPartyTypeCode>
</Shipper>
<Recipient>
  <Contact>
    <PersonName>John Smith</PersonName>
    <CompanyName>MyDHL API IE</CompanyName>
    <PhoneNumber>123456789</PhoneNumber>
    <EmailAddress>email@email.com</EmailAddress>
    <MobilePhoneNumber>123456789</MobilePhoneNumber>
  </Contact>
  <Address>
    <StreetLines>Address Line 1</StreetLines>
    <StreetLines2>Address Line 2</StreetLines2>
    <StreetLines3>Address Line 3</StreetLines3>
    <City>DUBLIN</City>
    <PostalCode/>
    <CountryCode>IE</CountryCode>
  </Address>
  <RegistrationNumbers>
    <RegistrationNumber>
      <Number>977961111</Number>
      <NumberTypeCode>EOR</NumberTypeCode>
      <NumberIssuerCountryCode>IE</NumberIssuerCountryCode>
    </RegistrationNumber>
  </RegistrationNumbers>
  <BusinessPartyTypeCode>BU</BusinessPartyTypeCode>
</Recipient>
</Ship>
<Packages>
  <RequestedPackages number="1">
    <Weight>1.5</Weight>
    <PackageContentDescription>travel bags</PackageContentDescription>
    <Dimensions>
      <Length>30</Length>
      <Width>30</Width>
      <Height>20</Height>
    </Dimensions>
  </RequestedPackages>
</Packages>
</RequestedShipment>
</ShipmentRequest>
</soapenv:Body>
</soapenv:Envelope>

```

SOAP SHIPMENTREQUEST: SAMPLE OUTPUT

```
<SOAP-ENV:Envelope xmlns:SOAP-ENV="http://schemas.xmlsoap.org/soap/envelope/" xmlns:SOAP-ENC="http://schemas.xmlsoap.org/soap/encoding/" xmlns:xsd="http://www.w3.org/2001/XMLSchema" xmlns:xsi="http://www.w3.org/2001/XMLSchema-instance">
  <SOAP-ENV:Header/>
  <SOAP-ENV:Body>
    <shipresp:ShipmentResponse xmlns:shipresp="http://scxgxtt.phx-dc.dhl.com/euExpressRateBook/ShipmentMsgResponse">
      <Response>
        <ServiceHeader>
          <MessageTime>2021-03-15T05:35:42.847+00:00</MessageTime>
          <MessageReference>1234567890123456789012345678901</MessageReference>
          <ServiceInvocationID>20210315053542_db0f_efa4868d-5c42-4a6f-83b4-bbc346399160</ServiceInvocationID>
        </ServiceHeader>
      </Response>
      <Notification code="0">
        <Message/>
      </Notification>
      <Warning code=7988>
        <Message Please note on printing the hardcopy of all the shipment paperwork and affix it to the package.
      </Warning>
      <PackageResult number="1">
        <TrackingNumber>JD014600004012015117</TrackingNumber>
      </PackageResult>
    </PackagesResult>
    <LabelImage>
      <LabelImageFormat>PDF</LabelImageFormat>
      <GraphicImage> BASE64_DOCIMAGE_HERE</GraphicImage>
    </LabelImage>
    <Documents>
      <Document>
        <DocumentName>Commercial Invoice</DocumentName>
        <DocumentFormat>PDF</DocumentFormat>
        <DocumentImage>BASE64_DOCIMAGE_HERE</DocumentImage>
      </Document>
    </Documents>
    <ShipmentIdentificationNumber>6529292884</ShipmentIdentificationNumber>
  </shipresp:ShipmentResponse>
</SOAP-ENV:Body>
</SOAP-ENV:Envelope>
```

SOAP SHIPMENTREQUEST: SAMPLE INPUT WITH DANGEROUS GOOD CUSTOMDESCRIPTION

```

<soapenv:Envelope xmlns:soapenv="http://schemas.xmlsoap.org/soap/envelope/" xmlns:ship="http://scxgxtt.phx-
dc.dhl.com/euExpressRateBook/ShipmentMsgRequest">
<soapenv:Header/>
<soapenv:Body>
  <ShipmentRequest xmlns="http://scxgxtt.phx-dc.dhl.com/euExpressRateBook/ShipmentMsgRequest">
    <Request>
      <ServiceHeader>
        <MessageReference>89e7f70e-15f9-485e-9f51-ce9966bb4bc2</MessageReference>
        <WebstorePlatform/>
        <WebstorePlatformVersion/>
        <ShippingSystemPlatform/>
        <ShippingSystemPlatformVersion/>
        <Plugin/>
        <PluginVersion/>
      </ServiceHeader>
    </Request>
    <RequestedShipment>
      <ShipmentInfo>
        <DropOffType>REGULAR_PICKUP</DropOffType>
        <ServiceType>P</ServiceType>
        <LocalServiceType>P</LocalServiceType>
        <Billing>
          <ShipperAccountNumber>XXXXXXXXX</ShipperAccountNumber>
          <ShippingPaymentType>S</ShippingPaymentType>
        </Billing>
        <SpecialServices>
          <Service>
            <ServiceType>HC</ServiceType>
          </Service>
          <Service>
            <ServiceType>HH</ServiceType>
          </Service>
          <Service>
            <ServiceType>HW</ServiceType>
          </Service>
        </SpecialServices>
        <Currency>MYR</Currency>
        <UnitOfMeasurement>SU</UnitOfMeasurement>
        <LabelType>PDF</LabelType>
        <LabelTemplate>ECOM26_84Cl_003</LabelTemplate>
        <ArchiveLabelTemplate>ARCH_8X4</ArchiveLabelTemplate>
        <CustomsInvoiceTemplate>COMMERCIAL_INVOICE_L_10</CustomsInvoiceTemplate>
        <LabelOptions>
          <PrinterDPI>300</PrinterDPI>
          <RequestWaybillDocument>Y</RequestWaybillDocument>
          <HideAccountInWaybillDocument>Y</HideAccountInWaybillDocument>
          <NumberOfWaybillDocumentCopies>1</NumberOfWaybillDocumentCopies>
          <RequestDHLCustomsInvoice>Y</RequestDHLCustomsInvoice>
          <DHLCustomsInvoiceLanguageCode>eng</DHLCustomsInvoiceLanguageCode>
          <DHLCustomsInvoiceType>COMMERCIAL_INVOICE</DHLCustomsInvoiceType>
        </LabelOptions>
        <RequestAdditionalInformation></RequestAdditionalInformation>
      </ShipmentInfo>
      <ShipTimestamp>2022-09-20T09:30:47GMT+01:00</ShipTimestamp>
      <PaymentInfo>DAP</PaymentInfo>
      <InternationalDetail>
        <Commodities>
          <Description>Commercial</Description>
          <CustomsValue>11.98</CustomsValue>
        </Commodities>
        <Content>NON_DOCUMENTS</Content>
        <ExportDeclaration>
          <ExporterCode>EXPCZ</ExporterCode>
          <ExporterID>123</ExporterID>
        </ExportDeclaration>
      </InternationalDetail>
    </RequestedShipment>
  </ShipmentRequest>
</soapenv:Body>
</soapenv:Envelope>

```

```

<ExportLicense>license</ExportLicense>
<ExportLineItems>
  <ExportLineItem>
    <CommodityCode>34567890</CommodityCode>
    <ExportReasonType>PERMANENT</ExportReasonType>
    <ItemNumber>1</ItemNumber>
    <Quantity>1</Quantity>
    <QuantityUnitOfMeasurement>BOX</QuantityUnitOfMeasurement>
    <ItemDescription>line item description</ItemDescription>
    <UnitPrice>150</UnitPrice>
    <NetWeight>10</NetWeight>
    <GrossWeight>10</GrossWeight>
    <ManufacturingCountryCode>CZ</ManufacturingCountryCode>
    <TaxesPaid>Y</TaxesPaid>
    <AdditionalInformation>
      <AdditionalInformationText>a</AdditionalInformationText>
    </AdditionalInformation>
    <ItemReferences>
      <ItemReference>
        <ItemReferenceType>PAN</ItemReferenceType>
        <ItemReferenceNumber>8512-1223</ItemReferenceNumber>
      </ItemReference>
    </ItemReferences>
    <CustomsPaperworks>
      <CustomsPaperwork>
        <CustomsPaperworkType>COO</CustomsPaperworkType>
        <CustomsPaperworkID>OID-5560</CustomsPaperworkID>
      </CustomsPaperwork>
    </CustomsPaperworks>
  </ExportLineItem>
</ExportLineItems>
<ExportReasonType>PERMANENT</ExportReasonType>
<InvoiceDate>2021-11-29</InvoiceDate>
<InvoiceNumber>12345-ABC</InvoiceNumber>
<PlaceOfIncoterm>port of departure or destination details</PlaceOfIncoterm>
<DocumentFunction>IMPORT</DocumentFunction>
<CustomsDocuments>
  <CustomsDocument>
    <CustomsDocumentType>COO</CustomsDocumentType>
    <CustomsDocumentID>COO1234323343</CustomsDocumentID>
  </CustomsDocument>
</CustomsDocuments>
<OtherCharges>
  <OtherCharge>
    <Caption>fee</Caption>
    <ChargeValue>10</ChargeValue>
    <ChargeType>ADMIN</ChargeType>
  </OtherCharge>
  <OtherCharge>
    <Caption>freight charges</Caption>
    <ChargeValue>20</ChargeValue>
    <ChargeType>FRCST</ChargeType>
  </OtherCharge>
</OtherCharges>
<Remarks>
  <Remark>
    <RemarkDescription>declaration remark</RemarkDescription>
  </Remark>
</Remarks>
<InvoiceReferences>
  <InvoiceReference>
    <InvoiceReferenceType>OID</InvoiceReferenceType>
    <InvoiceReferenceNumber>1299213</InvoiceReferenceNumber>
  </InvoiceReference>
</InvoiceReferences>
</ExportDeclaration>

```



```

</InternationalDetail>
<Ship>
  <Shipper>
    <Contact>
      <PersonName>Mr Testing</PersonName>
      <CompanyName>DHL INFORMATION SERVICES SDN. BHD.</CompanyName>
      <PhoneNumber>+601123255555</PhoneNumber>
      <EmailAddress>test@dhl.com</EmailAddress>
      <MobilePhoneNumber>+601123255555</MobilePhoneNumber>
    </Contact>
    <Address>
      <StreetLines>LEVEL 3, EAST WING, 3511</StreetLines>
      <StreetLines2>JALAN TEKNOKRAT 5</StreetLines2>
      <City>CYBERJAYA</City>
      <StateOrProvinceCode/>
      <PostalCode>63000</PostalCode>
      <CountryCode>MY</CountryCode>
    </Address>
    <RegistrationNumbers>
      <RegistrationNumber>
        <Number>ARN300013602625</Number>
        <NumberTypeCode>OSR</NumberTypeCode>
        <NumberIssuerCountryCode>MY</NumberIssuerCountryCode>
      </RegistrationNumber>
      <RegistrationNumber>
        <Number>30001360211</Number>
        <NumberTypeCode>STA</NumberTypeCode>
        <NumberIssuerCountryCode>MY</NumberIssuerCountryCode>
      </RegistrationNumber>
    </RegistrationNumbers>
  </Shipper>
  <Recipient>
    <Contact>
      <PersonName>Yulanda Chan</PersonName>
      <CompanyName>Yulanda Chan</CompanyName>
      <PhoneNumber>88060378</PhoneNumber>
      <EmailAddress>greenfishny@gmail.com</EmailAddress>
    </Contact>
    <Address>
      <StreetLines>11 Halsbury Close</StreetLines>
      <City>Doncaster East</City>
      <PostalCode>3109</PostalCode>
      <CountryCode>AU</CountryCode>
    </Address>
  </Recipient>
</Ship>
<Packages>
  <RequestedPackages number="1">
    <Weight>3</Weight>
    <Dimensions>
      <Length>8</Length>
      <Width>6</Width>
      <Height>6</Height>
    </Dimensions>
    <BespokeLabelData>
      <LabelTextEntries>
        <LabelTextEntry>
          <LabelNumber>2</LabelNumber>
          <LabelCaption>ARN</LabelCaption>
          <LabelDescription>ARN300013602625</LabelDescription>
        </LabelTextEntry>
        <LabelTextEntry>
          <LabelNumber>1</LabelNumber>
          <LabelCaption>I</LabelCaption>
          <LabelDescription>S101320-7242383-2145894 b7758</LabelDescription>
        </LabelTextEntry>
      </LabelTextEntries>
    </BespokeLabelData>
  </RequestedPackages>
</Packages>

```

```

</LabelTextEntries>
</BespokeLabelData>
<PackageReferences>
  <PackageReference>
    <PackageReference>S101320-7242383-2145894</PackageReference>
    <PackageReferenceType>CO</PackageReferenceType>
  </PackageReference>
</PackageReferences>
<!--PieceIdentificationNumberDataIdentifier>00</PieceIdentificationNumberDataIdentifier-->
</RequestedPackages>
</Packages>
<DangerousGoods>
  <Content>
    <!--UN ID: 1845-->
    <ContentID>901</ContentID>
    <CustomDescription>UN1845 DRY ICE net 1 x 8.8lb</CustomDescription>
    <DryIceTotalNetWeight>8.8</DryIceTotalNetWeight>
  </Content>
  <Content>
    <!--UN ID: 2807-->
    <ContentID>E01</ContentID>
    <CustomDescription>DANGEROUS GOODS IN EXCEPTED QUANTITIES, UN1234</CustomDescription>
    <UNCodes>
      <UNCode>1234</UNCode>
    </UNCodes>
  </Content>
  <Content>
    <!--UN ID: 2807-->
    <ContentID>970</ContentID>
    <CustomDescription>LITHIUM METAL BATTERIES IN COMPLIANCE WITH SECTION II OF PI 970</CustomDescription>
  </Content>
</DangerousGoods>
</RequestedShipment>
</ShipmentRequest>
</soapenv:Body>
</soapenv:Envelope>

```

SOAP SHIPMENTREQUEST: SAMPLE OUTPUT WITH DANGEROUS GOOD CUSTOMDESCRIPTION

```

<SOAP-ENV:Envelope xmlns:SOAP-ENV="http://schemas.xmlsoap.org/soap/envelope/" xmlns:SOAP-ENC="http://schemas.xmlsoap.org/soap/encoding/" xmlns:xsd="http://www.w3.org/2001/XMLSchema" xmlns:xsi="http://www.w3.org/2001/XMLSchema-instance">
  <SOAP-ENV:Header/>
  <SOAP-ENV:Body>
    <shipresp:ShipmentResponse xmlns:shipresp="http://scxgxtt.phx-dc.dhl.com/euExpressRateBook/ShipmentMsgResponse">
      <Response>
        <ServiceHeader>
          <MessageTime>2022-09-28T11:53:50.615+00:00</MessageTime>
          <MessageReference>89e7f70e-15f9-485e-9f51-ce9966bb4bc2</MessageReference>
          <ServiceInvocationID>20220928115350_db0f_99c6f286-5084-48b8-a74c-05a5d7f7d664</ServiceInvocationID>
        </ServiceHeader>
      </Response>
      <Notification code="0">
        <Message/>
      </Notification>
      <PackagesResult>
        <PackageResult number="1">
          <TrackingNumber>JD014600004538077924</TrackingNumber>
        </PackageResult>
      </PackagesResult>
    </shipresp:ShipmentResponse>
  </SOAP-ENV:Body>
</SOAP-ENV:Envelope>

```

```

<LabelImage>
  <LabelImageFormat>PDF</LabelImageFormat>
  <GraphicImage>JVBERi0xLjQKJeLjz9MKMiAwIG9Rgo=</DocumentImage>
</Document>
</Documents>
<ShipmentIdentificationNumber>5519353766</ShipmentIdentificationNumber>
</shipresp:ShipmentResponse>
</SOAP-ENV:Body>
</SOAP-ENV:Envelope>

```

SOAP SHIPMENTREQUEST: SAMPLE INPUT WITH REQUESTSHIPMENTDATAVALIDATION

```

<soapenv:Envelope xmlns:soapenv="http://schemas.xmlsoap.org/soap/envelope/" xmlns:ship="http://scxgxtt.phx-dc.dhl.com/euExpressRateBook/ShipmentMsgRequest">
<soapenv:Header/>
<soapenv:Body>
  <ShipmentRequest xmlns="http://scxgxtt.phx-dc.dhl.com/euExpressRateBook/ShipmentMsgRequest">
    <Request>
      <ServiceHeader>
        <MessageReference>89e7f70e-15f9-485e-9f51-ce9966bb4bc2</MessageReference>
        <WebstorePlatform/>
        <WebstorePlatformVersion/>
        <ShippingSystemPlatform/>
        <ShippingSystemPlatformVersion/>
        <Plugin/>
        <PluginVersion/>
      </ServiceHeader>
    </Request>
    <RequestedShipment>
      <ShipmentInfo>
        <DropOffType>REGULAR_PICKUP</DropOffType>
        <ServiceType>P</ServiceType>
        <LocalServiceType>P</LocalServiceType>
        <Billing>
          <ShipperAccountNumber>XXXXXXXXXX</ShipperAccountNumber>
          <ShippingPaymentType>S</ShippingPaymentType>
        </Billing>
        <SpecialServices>
          <Service>
            <ServiceType>HC</ServiceType>
          </Service>
          <Service>
            <ServiceType>HH</ServiceType>
          </Service>
          <Service>
            <ServiceType>HW</ServiceType>
          </Service>
        </SpecialServices>
        <Currency>MYR</Currency>
        <UnitOfMeasurement>SU</UnitOfMeasurement>
        <LabelType>PDF</LabelType>
        <LabelTemplate>ECOM26_84CI_003</LabelTemplate>
        <ArchiveLabelTemplate>ARCH_8X4</ArchiveLabelTemplate>
        <CustomsInvoiceTemplate>COMMERCIAL_INVOICE_L_10</CustomsInvoiceTemplate>
        <LabelOptions>
          <PrinterDPI>300</PrinterDPI>
          <RequestWaybillDocument>Y</RequestWaybillDocument>
          <HideAccountInWaybillDocument>Y</HideAccountInWaybillDocument>
          <NumberOfWaybillDocumentCopies>1</NumberOfWaybillDocumentCopies>
          <RequestDHLCustomsInvoice>Y</RequestDHLCustomsInvoice>
          <DHLCustomsInvoiceLanguageCode>eng</DHLCustomsInvoiceLanguageCode>
          <DHLCustomsInvoiceType>COMMERCIAL_INVOICE</DHLCustomsInvoiceType>
        </LabelOptions>
        <RequestAdditionalInformation></RequestAdditionalInformation>
      </RequestedShipment>
    </ShipmentRequest>
  </soapenv:Body>
</soapenv:Envelope>

```

```

</ShipmentInfo>
<ShipTimestamp>2022-09-20T09:30:47GMT+01:00</ShipTimestamp>
<PaymentInfo>DAP</PaymentInfo>
<InternationalDetail>
  <Commodities>
    <Description>Commercial</Description>
    <CustomsValue>11.98</CustomsValue>
  </Commodities>
  <Content>NON_DOCUMENTS</Content>
  <ExportDeclaration>
    <ExporterCode>EXPCZ</ExporterCode>
    <ExporterID>123</ExporterID>
    <ExportLicense>license</ExportLicense>
    <ExportLineItems>
      <ExportLineItem>
        <CommodityCode>34567890</CommodityCode>
        <ExportReasonType>PERMANENT</ExportReasonType>
        <ItemNumber>1</ItemNumber>
        <Quantity>1</Quantity>
        <QuantityUnitOfMeasurement>BOX</QuantityUnitOfMeasurement>
        <ItemDescription>line item description</ItemDescription>
        <UnitPrice>150</UnitPrice>
        <NetWeight>10</NetWeight>
        <GrossWeight>10</GrossWeight>
        <ManufacturingCountryCode>CZ</ManufacturingCountryCode>
        <TaxesPaid>Y</TaxesPaid>
        <AdditionalInformation>
          <AdditionalInformationText>a</AdditionalInformationText>
        </AdditionalInformation>
        <ItemReferences>
          <ItemReference>
            <ItemReferenceType>PAN</ItemReferenceType>
            <ItemReferenceNumber>8512-1223</ItemReferenceNumber>
          </ItemReference>
        </ItemReferences>
        <CustomsPaperworks>
          <CustomsPaperwork>
            <CustomsPaperworkType>COO</CustomsPaperworkType>
            <CustomsPaperworkID>OID-5560</CustomsPaperworkID>
          </CustomsPaperwork>
        </CustomsPaperworks>
      </ExportLineItem>
    </ExportLineItems>
    <ExportReasonType>PERMANENT</ExportReasonType>
    <InvoiceDate>2021-11-29</InvoiceDate>
    <InvoiceNumber>12345-ABC</InvoiceNumber>
    <PlaceOfIncoterm>port of departure or destination details</PlaceOfIncoterm>
    <DocumentFunction>IMPORT</DocumentFunction>
    <CustomsDocuments>
      <CustomsDocument>
        <CustomsDocumentType>COO</CustomsDocumentType>
        <CustomsDocumentID>COO1234323343</CustomsDocumentID>
      </CustomsDocument>
    </CustomsDocuments>
    <OtherCharges>
      <OtherCharge>
        <Caption>fee</Caption>
        <ChargeValue>10</ChargeValue>
        <ChargeType>ADMIN</ChargeType>
      </OtherCharge>
      <OtherCharge>
        <Caption>freight charges</Caption>
        <ChargeValue>20</ChargeValue>
        <ChargeType>FRCST</ChargeType>
      </OtherCharge>
    </OtherCharges>
  </InternationalDetail>

```

```

<Remarks>
  <Remark>
    <RemarkDescription>declaration remark</RemarkDescription>
  </Remark>
</Remarks>
<InvoiceReferences>
  <InvoiceReference>
    <InvoiceReferenceType>OID</InvoiceReferenceType>
    <InvoiceReferenceNumber>1299213</InvoiceReferenceNumber>
  </InvoiceReference>
</InvoiceReferences>
</ExportDeclaration>
</InternationalDetail>
<Ship>
  <Shipper>
    <Contact>
      <PersonName>Mr Testing</PersonName>
      <CompanyName>DHL INFORMATION SERVICES SDN. BHD.</CompanyName>
      <PhoneNumber>+60112325555</PhoneNumber>
      <EmailAddress>test@dhl.com</EmailAddress>
      <MobilePhoneNumber>+60112325555</MobilePhoneNumber>
    </Contact>
    <Address>
      <StreetLines>LEVEL 3, EAST WING, 3511</StreetLines>
      <StreetLines2>JALAN TEKNOKRAT 5</StreetLines2>
      <City>CYBERJAYA</City>
      <StateOrProvinceCode/>
      <PostalCode>63000</PostalCode>
      <CountryCode>MY</CountryCode>
    </Address>
    <RegistrationNumbers>
      <RegistrationNumber>
        <Number>ARN300013602625</Number>
        <NumberTypeCode>OSR</NumberTypeCode>
        <NumberIssuerCountryCode>MY</NumberIssuerCountryCode>
      </RegistrationNumber>
      <RegistrationNumber>
        <Number>30001360211</Number>
        <NumberTypeCode>STA</NumberTypeCode>
        <NumberIssuerCountryCode>MY</NumberIssuerCountryCode>
      </RegistrationNumber>
    </RegistrationNumbers>
  </Shipper>
  <Recipient>
    <Contact>
      <PersonName>Yulanda Chan</PersonName>
      <CompanyName>Yulanda Chan</CompanyName>
      <PhoneNumber>88060378</PhoneNumber>
      <EmailAddress>greenfishny@gmail.com</EmailAddress>
    </Contact>
    <Address>
      <StreetLines>11 Halsbury Close</StreetLines>
      <City>Doncaster East</City>
      <PostalCode>3109</PostalCode>
      <CountryCode>AU</CountryCode>
    </Address>
  </Recipient>
</Ship>
<Packages>
  <RequestedPackages number="1">
    <Weight>3</Weight>
    <Dimensions>
      <Length>8</Length>
      <Width>6</Width>
      <Height>6</Height>
    </Dimensions>
  </RequestedPackages>

```

```

<BespokeLabelData>
  <LabelTextEntries>
    <LabelTextEntry>
      <LabelNumber>2</LabelNumber>
      <LabelCaption>ARN</LabelCaption>
      <LabelDescription>ARN300013602625</LabelDescription>
    </LabelTextEntry>
    <LabelTextEntry>
      <LabelNumber>1</LabelNumber>
      <LabelCaption>I</LabelCaption>
      <LabelDescription>S101320-7242383-2145894 b7758</LabelDescription>
    </LabelTextEntry>
  </LabelTextEntries>
</BespokeLabelData>
<PackageReferences>
  <PackageReference>
    <PackageReference>S101320-7242383-2145894</PackageReference>
    <PackageReferenceType>CO</PackageReferenceType>
  </PackageReference>
</PackageReferences>
<!--PieceIdentificationNumberDataIdentifier-->00</PieceIdentificationNumberDataIdentifier-->
</RequestedPackages>
</Packages>
<DangerousGoods>
  <Content>
    <!--UN ID: 1845-->
    <ContentID>901</ContentID>
    <CustomDescription>UN1845 DRY ICE net 1 x 8.8lb</CustomDescription>
    <DryIceTotalNetWeight>8.8</DryIceTotalNetWeight>
  </Content>
  <Content>
    <!--UN ID: 2807-->
    <ContentID>E01</ContentID>
    <CustomDescription>DANGEROUS GOODS IN EXCEPTED QUANTITIES, UN1234</CustomDescription>
    <UNCodes>
      <UNCode>1234</UNCode>
    </UNCodes>
  </Content>
  <Content>
    <!--UN ID: 2807-->
    <ContentID>970</ContentID>
    <CustomDescription>LITHIUM METAL BATTERIES IN COMPLIANCE WITH SECTION II OF PI 970</CustomDescription>
  </Content>
</DangerousGoods>
<RequestShipmentDataValidation>Y</RequestShipmentDataValidation>
</RequestedShipment>
</ShipmentRequest>
</soapenv:Body>
</soapenv:Envelope>

```

SOAP SHIPMENTREQUEST: SAMPLE OUTPUT WITH REQUESTSHIPMENTDATAVALIDATION

```

<SOAP-ENV:Envelope xmlns:SOAP-ENV="http://schemas.xmlsoap.org/soap/envelope/" xmlns:SOAP-ENC="http://schemas.xmlsoap.org/soap/encoding/" xmlns:xsd="http://www.w3.org/2001/XMLSchema" xmlns:xsi="http://www.w3.org/2001/XMLSchema-instance">
  <SOAP-ENV:Header/>
<SOAP-ENV:Body>
  <shipresp:ShipmentResponse xmlns:shipresp="http://scxgxtt.phx-dc.dhl.com/euExpressRateBook/ShipmentMsgResponse">
    <Response>
      <ServiceHeader>
        <MessageTime>2022-12-01T08:49:52.353+00:00</MessageTime>
        <MessageReference>1650787202182152920000000000</MessageReference>
        <ServiceInvocationID>20221201084952_dbOf_1618d021-0070-4668-a3ae-a05aedac826</ServiceInvocationID>
      </ServiceHeader>

```

```

</Response>
<Notification code="0">
  <Message>Shipment request is valid.</Message>
</Notification>
</shipresp:ShipmentResponse>
</SOAP-ENV:Body>
</SOAP-ENV:Envelope>

```

SOAP SHIPMENTREQUEST: SAMPLE INPUT WITH LINKLABELSBYPICES

```

<soapenv:Envelope xmlns:soapenv="http://schemas.xmlsoap.org/soap/envelope/" xmlns:ship="http://scxgxtt.phx-dc.dhl.com/euExpressRateBook/ShipmentMsgRequest">
<soapenv:Header/>
<soapenv:Body>
  <ShipmentRequest xmlns="http://scxgxtt.phx-dc.dhl.com/euExpressRateBook/ShipmentMsgRequest">
    <Request>
      <ServiceHeader>
        <MessageReference>89e7f70e-15f9-485e-9f51-ce9966bb4bc2</MessageReference>
        <WebstorePlatform/>
        <WebstorePlatformVersion/>
        <ShippingSystemPlatform/>
        <ShippingSystemPlatformVersion/>
        <Plugin/>
        <PluginVersion/>
      </ServiceHeader>
    </Request>
    <RequestedShipment>
      <ShipmentInfo>
        <DropOffType>REGULAR_PICKUP</DropOffType>
        <ServiceType>P</ServiceType>
        <LocalServiceType>P</LocalServiceType>
        <Billing>
          <ShipperAccountNumber>XXXXXXXXXX</ShipperAccountNumber>
          <ShippingPaymentType>S</ShippingPaymentType>
        </Billing>
        <Currency>MYR</Currency>
        <UnitOfMeasurement>SU</UnitOfMeasurement>
        <LabelType>PDF</LabelType>
        <LabelTemplate>ECOM26_84CI_003</LabelTemplate>
        <ArchiveLabelTemplate>ARCH_8X4</ArchiveLabelTemplate>
        <CustomsInvoiceTemplate>COMMERCIAL_INVOICE_L_10</CustomsInvoiceTemplate>
        <LabelOptions>
          <PrinterDPI>300</PrinterDPI>
          <RequestWaybillDocument>Y</RequestWaybillDocument>
          <HideAccountInWaybillDocument>Y</HideAccountInWaybillDocument>
          <NumberOfWaybillDocumentCopies>1</NumberOfWaybillDocumentCopies>
          <RequestDHLCustomsInvoice>Y</RequestDHLCustomsInvoice>
          <DHLCustomsInvoiceLanguageCode>eng</DHLCustomsInvoiceLanguageCode>
          <DHLCustomsInvoiceType>COMMERCIAL_INVOICE</DHLCustomsInvoiceType>
          <DetachOptions>
            <SplitLabelsByPieces>Y</SplitLabelsByPieces>
          </DetachOptions>
        </LabelOptions>
        <LinkLabelsByPieces>Y</LinkLabelsByPieces>
      </ShipmentInfo>
      <ShipTimestamp>2022-09-20T09:30:47GMT+01:00</ShipTimestamp>
      <PaymentInfo>DAP</PaymentInfo>
      <InternationalDetail>
        <Commodities>
          <Description>Commercial</Description>
          <CustomsValue>11.98</CustomsValue>
        </Commodities>
        <Content>NON_DOCUMENTS</Content>
        <ExportDeclaration>

```

```

<ExporterCode>EXPCZ</ExporterCode>
<ExporterID>123</ExporterID>
<ExportLicense>license</ExportLicense>
<ExportLineItems>
  <ExportLineItem>
    <CommodityCode>34567890</CommodityCode>
    <ExportReasonType>PERMANENT</ExportReasonType>
    <ItemNumber>1</ItemNumber>
    <Quantity>1</Quantity>
    <QuantityUnitOfMeasurement>BOX</QuantityUnitOfMeasurement>
    <ItemDescription>line item description</ItemDescription>
    <UnitPrice>150</UnitPrice>
    <NetWeight>10</NetWeight>
    <GrossWeight>10</GrossWeight>
    <ManufacturingCountryCode>CZ</ManufacturingCountryCode>
    <TaxesPaid>Y</TaxesPaid>
    <AdditionalInformation>
      <AdditionalInformationText>a</AdditionalInformationText>
    </AdditionalInformation>
    <ItemReferences>
      <ItemReference>
        <ItemReferenceType>PAN</ItemReferenceType>
        <ItemReferenceNumber>8512-1223</ItemReferenceNumber>
      </ItemReference>
    </ItemReferences>
    <CustomsPaperworks>
      <CustomsPaperwork>
        <CustomsPaperworkType>COO</CustomsPaperworkType>
        <CustomsPaperworkID>OID-5560</CustomsPaperworkID>
      </CustomsPaperwork>
    </CustomsPaperworks>
  </ExportLineItem>
</ExportLineItems>
<ExportReasonType>PERMANENT</ExportReasonType>
<InvoiceDate>2021-11-29</InvoiceDate>
<InvoiceNumber>12345-ABC</InvoiceNumber>
<PlaceOfIncoterm>port of departure or destination details</PlaceOfIncoterm>
<DocumentFunction>IMPORT</DocumentFunction>
<CustomsDocuments>
  <CustomsDocument>
    <CustomsDocumentType>COO</CustomsDocumentType>
    <CustomsDocumentID>COO1234323343</CustomsDocumentID>
  </CustomsDocument>
</CustomsDocuments>
<OtherCharges>
  <OtherCharge>
    <Caption>fee</Caption>
    <ChargeValue>10</ChargeValue>
    <ChargeType>ADMIN</ChargeType>
  </OtherCharge>
  <OtherCharge>
    <Caption>freight charges</Caption>
    <ChargeValue>20</ChargeValue>
    <ChargeType>FRCST</ChargeType>
  </OtherCharge>
</OtherCharges>
<Remarks>
  <Remark>
    <RemarkDescription>declaration remark</RemarkDescription>
  </Remark>
</Remarks>
<InvoiceReferences>
  <InvoiceReference>
    <InvoiceReferenceType>OID</InvoiceReferenceType>
    <InvoiceReferenceNumber>1299213</InvoiceReferenceNumber>
  </InvoiceReference>

```



```

</InvoiceReferences>
</ExportDeclaration>
</InternationalDetail>
<Ship>
  <Shipper>
    <Contact>
      <PersonName>Mr Testing</PersonName>
      <CompanyName>DHL INFORMATION SERVICES SDN. BHD.</CompanyName>
      <PhoneNumber>+601123255555</PhoneNumber>
      <EmailAddress>test@dhl.com</EmailAddress>
      <MobilePhoneNumber>+601123255555</MobilePhoneNumber>
    </Contact>
    <Address>
      <StreetLines>LEVEL 3, EAST WING, 3511</StreetLines>
      <StreetLines2>JALAN TEKNOKRAT 5</StreetLines2>
      <City>CYBERJAYA</City>
      <StateOrProvinceCode/>
      <PostalCode>63000</PostalCode>
      <CountryCode>MY</CountryCode>
    </Address>
    <RegistrationNumbers>
      <RegistrationNumber>
        <Number>ARN300013602625</Number>
        <NumberTypeCode>OSR</NumberTypeCode>
        <NumberIssuerCountryCode>MY</NumberIssuerCountryCode>
      </RegistrationNumber>
      <RegistrationNumber>
        <Number>30001360211</Number>
        <NumberTypeCode>STA</NumberTypeCode>
        <NumberIssuerCountryCode>MY</NumberIssuerCountryCode>
      </RegistrationNumber>
    </RegistrationNumbers>
  </Shipper>
  <Recipient>
    <Contact>
      <PersonName>Yulanda Chan</PersonName>
      <CompanyName>Yulanda Chan</CompanyName>
      <PhoneNumber>88060378</PhoneNumber>
      <EmailAddress>greenfishny@gmail.com</EmailAddress>
    </Contact>
    <Address>
      <StreetLines>11 Halsbury Close</StreetLines>
      <City>Doncaster East</City>
      <PostalCode>3109</PostalCode>
      <CountryCode>AU</CountryCode>
    </Address>
  </Recipient>
</Ship>
<Packages>
  <RequestedPackages number="1">
    <Weight>3</Weight>
    <Dimensions>
      <Length>8</Length>
      <Width>6</Width>
      <Height>6</Height>
    </Dimensions>
    <BespokeLabelData>
      <LabelTextEntries>
        <LabelTextEntry>
          <LabelNumber>2</LabelNumber>
          <LabelCaption>ARN</LabelCaption>
          <LabelDescription>ARN300013602625</LabelDescription>
        </LabelTextEntry>
        <LabelTextEntry>
          <LabelNumber>1</LabelNumber>
          <LabelCaption>I</LabelCaption>

```

```

        <LabelDescription>S101320-7242383-2145894 b7758</LabelDescription>
    </LabelTextEntry>
</LabelTextEntries>
</BespokeLabelData>
<PackageReferences>
    <PackageReference>
        <PackageReference>S101320-7242383-2145894</PackageReference>
        <PackageReferenceType>CO</PackageReferenceType>
    </PackageReference>
</PackageReferences>
</RequestedPackages>
</Packages>
</RequestedShipment>
</ShipmentRequest>
</soapenv:Body>
</soapenv:Envelope>

```

SOAP SHIPMENTREQUEST: SAMPLE OUTPUT WITH LINKLABELSBYPICES

```

<SOAP-ENV:Envelope xmlns:SOAP-ENV="http://schemas.xmlsoap.org/soap/envelope/" xmlns:SOAP-ENC="http://schemas.xmlsoap.org/soap/encoding/" xmlns:xsd="http://www.w3.org/2001/XMLSchema" xmlns:xsi="http://www.w3.org/2001/XMLSchema-instance">
    <SOAP-ENV:Header/>
    <SOAP-ENV:Body>
        <shipresp:ShipmentResponse xmlns:shipresp="http://scxgxtt.phx-dc.dhl.com/euExpressRateBook/ShipmentMsgResponse">
            <Response>
                <ServiceHeader>
                    <MessageTime>2022-09-28T11:53:50.615+00:00</MessageTime>
                    <MessageReference>89e7f70e-15f9-485e-9f51-ce9966bb4bc2</MessageReference>
                    <ServiceInvocationID>20220928115350_db0f_99c6f286-5084-48b8-a74c-05a5d7f7d664</ServiceInvocationID>
                </ServiceHeader>
            </Response>
            <Notification code="0">
                <Message/>
            </Notification>
            <PackagesResult>
                <PackageResult number="1">
                    <TrackingNumber>JD014600004538077924</TrackingNumber>
                </PackageResult>
            </PackagesResult>
            <LabelImage packageSequenceNumber="1">
                <LabelImageFormat>PDF</LabelImageFormat>
                <GraphicImage>JVBERiOxLjQKJeLjz9MKMiAwIG9Rgo=</DocumentImage>
                <LabelImageName>label</LabelImageName>
            </LabelImage>
            <LabelImage>
                <LabelImageFormat>PDF</LabelImageFormat>
                <GraphicImage>JVBERiOxLjQKJeLjz9MKMiAwIG9Rgo=</DocumentImage>
                <LabelImageName>waybillDoc</LabelImageName>
            </LabelImage>
            <Documents>
                <Document>
                    <DocumentName>Commercial Invoice</DocumentName>
                    <DocumentFormat>PDF</DocumentFormat>
                    <DocumentImage>JVBERiOxLjQKJeLjz9MKMiAwIG9Rgo=</DocumentImage>
                </Document>
            </Documents>
            <ShipmentIdentificationNumber>5519353766</ShipmentIdentificationNumber>
        </shipresp:ShipmentResponse>
    </SOAP-ENV:Body>
</SOAP-ENV:Envelope>

```

SOAP SHIPMENTREQUEST: SAMPLE REQUEST WITH ERROR

```
<ShipmentResponse xmlns:shipresp="http://scxgxtt.phx-dc.dhl.com/euExpressRateBook/ShipmentMsgResponse">
  <Notification code="1001">
    <Message>The requested product(s) (X) not available based on your search criteria.(8614)</Message>
  </Notification>
  <Notification code="998">
    <Message>Process failure occurred. Process ID associated for that transaction (8614)</Message>
  </Notification>
</ShipmentResponse>
```

19 SERVICE INPUT/OUTPUT EXAMPLES FOR SHIPMENTDELETEREQUEST

SOAP SHIPMENTDELETEREQUEST: SAMPLE INPUT

```
<?xml version="1.0" encoding="UTF-8"?>
<del>DeleteRequest>
  <PickupDate>2010-12-03</PickupDate>
  <PickupCountry>IT</PickupCountry>
  <DispatchConfirmationNumber>FLR-804</DispatchConfirmationNumber>
  <RequestorName>Tom Jones</RequestorName>
  <Reason>001</Reason>
</del>DeleteRequest>
```

SOAP SHIPMENTDELETEREQUEST: SAMPLE OUTPUT

```
<?xml version="1.0" encoding="UTF-8"?>
<delresp>DeleteResponse>
  <Notification code="0">
    <Message>Successfully cancelled</Message>
  </Notification>
</delresp>DeleteResponse>
```

SOAP SHIPMENTDELETEREQUEST: SAMPLE REQUEST WITH ERROR

```
<?xml version="1.0" encoding="UTF-8"?>
<delresp>DeleteResponse>
  <Notification code="410928">
    <Message>Cancellation of booking was not successful. Requested Pickup was not found.</Message>
  </Notification>
</delresp>DeleteResponse>
```

20 SERVICE INPUT/OUTPUT EXAMPLES FOR TRACKINGREQUEST

SOAP TRACKINGREQUEST: SAMPLE INPUT

```
<trackShipmentRequest>
  <trackingRequest>
    <TrackingRequest>
      <Request>
        <ServiceHeader>
          <MessageTime>2010-11-24T00:17:20Z</MessageTime>
          <MessageReference>1234</MessageReference>
        </ServiceHeader>
      </Request>
      <AWBNumber>
        <ArrayOfAWBNumberItem>2330982222</ArrayOfAWBNumberItem>
      </AWBNumber>
      <LevelOfDetails>ALL_CHECKPOINTS</LevelOfDetails>
      <PiecesEnabled>B</PiecesEnabled>
    </TrackingRequest>
  </trackingRequest>
</trackShipmentRequest>
```

```

        </TrackingRequest>
    </trackingRequest>
</trackShipmentRequest>
    
```

SOAP TRACKINGREQUEST: SAMPLE OUTPUT

```

<trackingResponse xmlns:ns="http://www.dhl.com">
  <TrackingResponse>
    <Response>
      <ServiceHeader>
        <MessageTime>2011-01-12T18:41:12Z</MessageTime>
        <MessageReference>86ef86501e7b11e08c81df5507f6bac8</MessageReference>
      </ServiceHeader>
    </Response>
    <AWBInfo>
      <ArrayOfAWBInfoItem>
        <AWBNumber>2331017371</AWBNumber>
        <Status>
          <ActionStatus>Success</ActionStatus>
        </Status>
        <ShipmentInfo>
          <OriginServiceArea>
            <ServiceAreaCode>FLR</ServiceAreaCode>
            <Description>Florence - Italy</Description>
          </OriginServiceArea>
          <DestinationServiceArea>
            <ServiceAreaCode>BRI</ServiceAreaCode>
            <Description>Bari - Italy</Description>
            <FacilityCode>WAD</FacilityCode>
          </DestinationServiceArea>
          <ShipperName>NUOVO PIGNONE SPA</ShipperName>
          <ConsigneeName>NUOVO PIGNONESPA</ConsigneeName>
          <ShipmentDate>2010-11-09T14:33:00+01:00</ShipmentDate>
          <Pieces>1</Pieces>
          <Weight>0.500</Weight>
          <ShipmentEvent>
            <ArrayOfShipmentEventItem>
              <Date>2010-11-10</Date>
              <Time>15:12:00</Time>
              <ServiceEvent>
                <EventCode>MD</EventCode>
                <Description>Missed Delivery Cycle</Description>
              </ServiceEvent>
              <Signatory/>
              <ServiceArea>
                <ServiceAreaCode>BRI</ServiceAreaCode>
                <Description>Bari - Italy</Description>
              </ServiceArea>
            </ArrayOfShipmentEventItem>
          </ShipmentEvent>
        </ShipmentInfo>
        <Pieces>
          <PieceInfo>
            <ArrayOfPieceInfoItem>
              <PieceDetails>
                <AWBNumber>2331017371</AWBNumber>
                <LicensePlate>JD012038742880020267</LicensePlate>
                <ActualDepth>0.000</ActualDepth>
                <ActualWidth>0.000</ActualWidth>
                <ActualHeight>0.000</ActualHeight>
                <Depth>1.000</Depth>
                <Width>1.000</Width>
                <Height>1.000</Height>
                <Weight>0.500</Weight>
                <PackageType/>
                <DimWeight>0.520</DimWeight>
                <WeightUnit>KG</WeightUnit>
              </PieceDetails>
            </ArrayOfPieceInfoItem>
          </PieceInfo>
        </Pieces>
      </ArrayOfAWBInfoItem>
    </AWBInfo>
    <PieceEvent>
      <Date>2010-11-11</Date>
    </PieceEvent>
  </TrackingResponse>
</trackingResponse>
    
```

```
<Time>11:52:00</Time>
<ServiceEvent>
  <EventCode>OK</EventCode>
  <Description>Delivery</Description>
</ServiceEvent>
  <Signatory>DEPALMA</Signatory>
  <ServiceArea>
    <ServiceAreaCode>BRI</ServiceAreaCode>
    <Description>Bari - Italy</Description>
  </ServiceArea>
</ShipperReference>
```

SOAP TRACKINGREQUEST: SAMPLE ERROR

```

<trackingResponse xmlns:ns="http://www.dhl.com">
  <TrackingResponse>
    <Response>
      <ServiceHeader>
        <MessageTime>2011-01-12T17:40:58Z</MessageTime>
        <MessageReference>1d136ec01e7311e0a468e3cd6e9dbbd4</MessageReference>
      </ServiceHeader>
    </Response>
    <AWBInfo>
      <ArrayOfAWBInfoItem>
        <AWBNumber>2330982222</AWBNumber>
        <Status>
          <ActionStatus>No Shipments Found</ActionStatus>
          <Condition>
            <ArrayOfConditionItem>
              <ConditionCode>101</ConditionCode>
              <ConditionData>No Shipments Found for AWBNumber |
2330982222</ConditionData>
            </ArrayOfConditionItem>
          </Condition>
        </Status>
      </ArrayOfAWBInfoItem>
    </AWBInfo>
  </TrackingResponse>
</trackingResponse>

```

21 SERVICE INPUT/OUTPUT EXAMPLES FOR EPOD

SOAP EPOD: SAMPLE INPUT

```

<doc:shipmentDocumentRetrieveReq>
  <MSG>
    <Hdr Id="123testrq" Ver="1.038" Dtm="2011-04-07T23:59:59">
      <Sndr AppNm="DCG" AppCd="DCG"/>
    </Hdr>
    <Bd>
      <Shp Id="2638825350">
        <ShpTr>
          <!--Zero or more repetitions:-->
          <SCDtl AccNo="000000000" CRITyCd="TC"/>
        </ShpTr>
        <ShpInDoc>
          <SDoc DocTyCd="POD"/>
        </ShpInDoc>
      </Shp>
      <GenrcRq>
        <GenrcRqCritr TyCd="IMG_CONTENT" Val="epod-detail-esig"/>
        <GenrcRqCritr TyCd="IMG_FORMAT" Val="PDF"/>
        <GenrcRqCritr TyCd="DOC_RND_REQ" Val="true"/>
        <GenrcRqCritr TyCd="EXT_REQ" Val="true"/>
        <GenrcRqCritr TyCd="DUPL_HANDL" Val="CORE_WB_NO"/>
        <GenrcRqCritr TyCd="SORT_BY" Val="SINGEST_DATE,D"/>
        <GenrcRqCritr TyCd="LANGUAGE" Val="en"/>
      </GenrcRq>
    </Bd>
  </MSG>
</doc:shipmentDocumentRetrieveReq>

```

SOAP EPOD: SAMPLE OUTPUT

```
<SOAP-ENV:Envelope xmlns:SOAP-ENV="http://schemas.xmlsoap.org/soap/envelope/"
xmlns:SOAPENC="http://schemas.xmlsoap.org/soap/encoding/" xmlns:xsd="http://www.w3.org/2001/XMLSchema"
xmlns:xsi="http://www.w3.org/2001/XMLSchema-instance">
  <SOAP-ENV:Header/>
  <SOAP-ENV:Body>
    <tns:shipmentDocumentRetrieveResp xmlns:tns="gLDHLExpressePOD/providers/DocumentRetrieve">
      <MSG>
        <Hdr Id="73475768" Ver="1.038" Dtm="2013-05-24T20:34:34">
          <Sndr AppCd="ESB" AppNm="ESB"/>
          <Rcp AppCd="DCG" AppNm="DCG">
            <GId Id="SunnyTesting" IdTp="RQMSGID"/>
          </Rcp>
        </Hdr>
        <Bd>
          <Shp>
            <ShpInDoc>
              <SDoc DocTyCd="POD">
                <Img Img="JVBERi0xLjQKJeLjz9MKNiAwIG9.....==" ImgMimeTy="application/pdf"/>
              </SDoc>
            </ShpInDoc>
          </Shp>
        </Bd>
        <DatTrErr>
          <OrgHdr Corrid="SunnyTesting"/>
          <Rp CmptNm="DocumentManagement.ShipmentDocumentRetrieveProvider"/>
          <ErrMsgGl Ty="CF" Pri="2" Sev="10"/>
          <DatErrMsg>
            <ErrMsgDtl MsgClgd="100000" MsgClg="IPESB" Dsc="Service operation execution finished successfully" DtlDsc="Service operation
execution finished successfully"/>
          </DatErrMsg>
        </DatTrErr>
      </MSG>
    </tns:shipmentDocumentRetrieveResp>
  </SOAP-ENV:Body>
</SOAP-ENV:Envelope>
```

SOAP EPOD: SAMPLE ERROR RESPONSE

```
<SOAP-ENV:Envelope xmlns:SOAP-ENV="http://schemas.xmlsoap.org/soap/envelope/" xmlns:SOAP-
ENC="http://schemas.xmlsoap.org/soap/encoding/" xmlns:xsd="http://www.w3.org/20
01/XMLSchema" xmlns:xsi="http://www.w3.org/2001/XMLSchema-instance">
  <SOAP-ENV:Header xmlns:SOAP-ENV="http://schemas.xmlsoap.org/soap/envelope/"></SOAP-ENV:Header><SOAP-ENV:Body>
  <tns:shipmentDocumentRetrieveResp xmlns:tns="DocumentManagement/WSConsumer/WS/DocumentManagement">
    <MSG>
      <Hdr Id="72048040" Ver="1.038" Dtm="2013-05-16T13:58:09">
        <Sndr AppCd="ESB" AppNm="ESB"></Sndr>
        <Rcp AppCd="WEBP" AppNm="WEBP">
          <GId Id="1368626289303" IdTp="RQMSGID"></GId>
        </Rcp>
      </Hdr>
      <DatTrErr>
        <OrgHdr Corrid="1368626289303"></OrgHdr>
        <Rp CmptNm="DocumentManagement.ShipmentDocumentRetrieveProvider"></Rp>
        <ErrMsgGl Ty="CF" Pri="2" Sev="40"></ErrMsgGl>
        <DatErrMsg>
          <ErrMsgDtl MsgClgd="100002" MsgClg="IPESB" Dsc="Service operation request message data validation failed" DtlDsc="HP
Global
Imaging epod Service returned error code:No matching ePODs for search query"></ErrMsgDtl>
        </DatErrMsg>
      </DatTrErr>
    </MSG></tns:shipmentDocumentRetrieveResp></SOAP-ENV:Body>
</SOAP-ENV:Envelope>
```

22 SERVICE INPUT/OUTPUT EXAMPLES FOR UPDATESHIPMENT

SOAP UPDATESHIPMENT: SAMPLE INPUT

```
<?xml version="1.0" encoding="UTF-8"?>
  <upd:UpdateRequest>
    <MessageId>Sample_Message_Id</MessageId>
    <UpdatedShipment>
      <ShipmentInfo>
        <ServiceType>P</ServiceType>
        <Account>123456789</Account>
        <Billing>
          <ShipperAccountNumber>123456789</ShipperAccountNumber>
          <ShippingPaymentType>S</ShippingPaymentType>
        </Billing>
        <ShipmentIdentificationNumber>1234567890</ShipmentIdentificationNumber>
        <LabelType>PDF</LabelType>
        <LabelTemplate>ECOM_TC_A4</LabelTemplate>
        <ArchiveLabelTemplate>ARCH_8x4</ArchiveLabelTemplate>
      </ShipmentInfo>
      <IncludePreviousPieceLabels>Y</IncludePreviousPieceLabels>
      <OriginalShipDate>2018-01-24</OriginalShipDate>
      <Packages>
        <RequestedPackages number="1">
          <Weight>5.350</Weight>
          <UseOwnPieceIdentificationNumber>N</UseOwnPieceIdentificationNumber>
          <PackageContentDescription>Gloves</PackageContentDescription>
          <Dimensions>
            <Length>32.0</Length>
            <Width>10.0</Width>
            <Height>5.0</Height>
          </Dimensions>
        </RequestedPackages>
      </Packages>
    </UpdatedShipment>
  </upd:UpdateRequest>
```

SOAP UPDATESHIPMENT: SAMPLE OUTPUT

```
<updateresp:UpdateResponse xmlns:updateresp="http://scxgxtt.phx-
dc.dhl.com/euExpressRateBook/UpdateShipmentResponse">
  <Notification code="0">
    <Message/>
  </Notification>
  <PackagesResult>
    <PackageResult number="1">
      <TrackingNumber>JDAA06000121212121</TrackingNumber>
    </PackageResult>
  </PackagesResult>
  <LabelImage>
    <LabelImageFormat>PDF</LabelImageFormat>
    <GraphicImage>JVBERi0xLjQKJfbk/N8KMSAwIG9iago8PAovVHlwZSAvQ2FOYWxvZwovVmVRU9GCg==</GraphicImage>
  </LabelImage>
  <ShipmentIdentificationNumber>1234567890</ShipmentIdentificationNumber>
</updateresp:UpdateResponse>
```

SOAP UPDATESHIPMENT: SAMPLE ERROR MESSAGE

```
<?xml version="1.0" encoding="UTF-8"?><updateresp:UpdateResponse
xmlns:updateresp="http://scxgxtt.phxdc.dhl.com/euExpressRateBook/UpdateShipmentResponse">
  <Notification code="400101">
```



```
<Message>Piece update is not possible as shipment information not found in the database</Message> </Notification>
<Notification code="999">
  <Message>Failed to process your request. Process ID associated for this transaction (1234567890)</Message>
</Notification>
</updateresp:UpdateResponse>
```

SOAP UPDATESHIPMENT: SAMPLE WARNING MESSAGE

```
<?xml version="1.0" encoding="UTF-8" <updateresp:UpdateResponse xmlns:updateresp="http://scxgxtt.phx-
dc.dhl.com/euExpressRateBook/UpdateShipmentResponse">
  <Response>
    <ServiceHeader>
      <MessageTime>2021-11-15T13:25:13</MessageTime>
      <MessageReference>MyDHLAPI_testingreference123</MessageReference>
      <ServiceInvocationID>20211115132513_af02_2fad02e2-f228-4f66-b210-dd24c787351d</ServiceInvocationID>
    </ServiceHeader>
  </Response>
  <Notification code="0">
    <Message/>
  </Notification>
  <Warning code="7989">
    <Message>Provided Piece Identification Number Data Identifier is ignored. Please provide
UseOwnPieceIdentificationNumber value as Y to use own piece identification number.</Message>
  </Warning>
  <PackagesResult>
    <PackageResult number="1">
      <TrackingNumber>JD014600004111941831</TrackingNumber>
    </PackageResult>
  </PackagesResult>
  <LabelImage>
    <LabelImageFormat>PDF</LabelImageFormat>
  <GraphicImage>JVBERi0xLjQKJfbk/N8KMSAwIG9iago8PAovVHlwZSAvQ2F0YWxvZwovmVRU9GCg==</GraphicImage>
  <ShipmentIdentificationNumber>1234567890</ShipmentIdentificationNumber>
</updateresp:UpdateResponse>
```

23 SERVICE INPUT/OUTPUT EXAMPLES FOR REQUESTPICKUP

SOAP REQUESTPICKUP: SAMPLE INPUT

```

<pic:PickUpRequest>
  <MessageId>2364878234817650001982134234</MessageId>
  <PickUpShipment>
    <ShipmentInfo>
      <ServiceType>U</ServiceType>
      <Billing>
        <ShipperAccountNumber>140582622</ShipperAccountNumber>
        <ShippingPaymentType>S</ShippingPaymentType>
      </Billing>
      <UnitOfMeasurement>SI</UnitOfMeasurement>
    </ShipmentInfo>
    <PickupTimestamp>2018-01-26T12:59:00 GMT+01:00</PickupTimestamp>
    <PickupLocationCloseTime>17:00</PickupLocationCloseTime>
    <SpecialPickupInstruction>Collect at reception</SpecialPickupInstruction>
    <PickupLocation>Receptoin</PickupLocation>
    <InternationalDetail>
      <Commodities>
        <NumberOfPieces>1</NumberOfPieces>
        <Description>Computer Parts</Description>
      </Commodities>
    </InternationalDetail>
    <Ship>
      <Shipper>
        <Contact>
          <PersonName>Topaz</PersonName>
          <CompanyName>DHL Express</CompanyName>
          <PhoneNumber>+31 6 53464291</PhoneNumber>
          <EmailAddress>Topaz.Test@dhl.com</EmailAddress>
          <MobilePhoneNumber>+31 6 53464291</MobilePhoneNumber>
        </Contact>
        <Address>
          <StreetLines>GloWS</StreetLines>
          <City>Eindhoven</City>
          <PostalCode>5657 ES</PostalCode>
          <CountryCode>NL</CountryCode>
        </Address>
      </Shipper>
      <Recipient>
        <Contact>
          <PersonName>Jack Jones</PersonName>
          <CompanyName>J and J Company</CompanyName>
          <PhoneNumber>+44 25 77884444</PhoneNumber>
          <EmailAddress>jack@jjcompany.com</EmailAddress>
          <MobilePhoneNumber>+44 5 88648666</MobilePhoneNumber>
        </Contact>
        <Address>
          <StreetLines>Penny lane</StreetLines>
          <City>Liverpool</City>
          <PostalCode>AA21 9AA</PostalCode>
          <CountryCode>GB</CountryCode>
        </Address>
      </Recipient>
    </Ship>
    <Packages>
      <RequestedPackages number="1">
        <Weight>12.0</Weight>      <Dimensions>
          <Length>70</Length>
          <Width>21</Width>
          <Height>44</Height>
        </Dimensions>
        <CustomerReferences>My-PU-Call-1</CustomerReferences>
      </RequestedPackages>
    </Packages>
  </PickUpShipment> </pic:PickUpRequest>

```

SOAP REQUEST PICKUP: SAMPLE OUTPUT

```
<pickupresp:PickUpResponse xmlns:pickupresp="http://scxgxtt.phx-dc.dhl.com/euExpressRateBook/PickUpResponse">  
<Notification code="0">  
  <Message/>  
</Notification>  
<DispatchConfirmationNumber>PRG999126012345</DispatchConfirmationNumber>  
</pickupresp:PickUpResponse>
```

SOAP REQUEST PICKUP: SAMPLE ERROR MESSAGE

```
<pickupresp:PickUpResponse xmlns:pickupresp="http://scxgxtt.phx-dc.dhl.com/euExpressRateBook/PickUpResponse">  
  <Notification code="998">  
    <Message>The account number is not found or invalid. Please check the account number and retry.</Message>  
  </Notification>  
  <Notification code="999">  
    <Message>Failed to process your request. Process ID associated for this transaction (1862502637)</Message>  
  </Notification> </pickupresp:PickUpResponse>
```

24 SERVICE INPUT/OUTPUT EXAMPLES FOR UPDATEPICKUP

SOAP UPDATEPICKUP: SAMPLE INPUT

```

<upd1:UpdatePickUpRequest xmlns:upd1="http://scxgxtt.phx-dc.dhl.com/ExpressUpdatePickUp/UpdatePickUpRequest">
  <Request>
    <ServiceHeader>
      <MessageTime>2019-01-11T11:30:00Z</MessageTime>
      <MessageReference>SAMPLE_MSG_REF_943010224210988367822</MessageReference>
    </ServiceHeader>
  </Request>
  <DispatchConfirmationNumber>CBJ191002000830</DispatchConfirmationNumber>
  <OriginalShipperAccountNumber>123456789</OriginalShipperAccountNumber>
  <PickUpShipment>
    <ShipmentDetails>
      <ShipmentDetail>
        <ServiceType>P</ServiceType>
        <LocalServiceType>P</LocalServiceType>
        <SpecialServices>
          <Service>
            <ServiceType>II</ServiceType>
            <ServiceValue>100</ServiceValue>
            <CurrencyCode>EUR</CurrencyCode>
          </Service>
        </SpecialServices>
        <UnitOfMeasurement>SU</UnitOfMeasurement>
        <Content>NON_DOCUMENTS</Content>
        <ShipmentWeight>25.00</ShipmentWeight>
        <DeclaredValue>20.00</DeclaredValue>
        <DeclaredValueCurrencyCode>EUR</DeclaredValueCurrencyCode>
        <Packages>
          <RequestedPackages number="1">
            <Weight>5.350</Weight>
            <Dimensions>
              <Length>32.0</Length>
              <Width>30.0</Width>
              <Height>20.0</Height>
            </Dimensions>
            <CustomerReferences>Package for booking.</CustomerReferences>
          </RequestedPackages>
        </Packages>
      </ShipmentDetail>
    </ShipmentDetails>
    <PickupTimestamp>2020-02-11T10:00:00GMT+02:00</PickupTimestamp>
    <PickupLocationCloseTime>18:45</PickupLocationCloseTime>
    <Remarks>Sample remarks</Remarks>
    <PickupLocation>Store Gate C-12</PickupLocation>
    <PickupLocationType>COMMERCIAL</PickupLocationType>
    <Billing>
      <ShipperAccountNumber>123456789</ShipperAccountNumber>
      <ShippingPaymentType>S</ShippingPaymentType>
      <BillingAccountNumber>123456789</BillingAccountNumber>
    </Billing>
    <Ship>
      <Shipper>
        <Contact>
          <PersonName>PERSON_NAME</PersonName>
          <CompanyName>COMPANY_NAME</CompanyName>
          <PhoneNumber>+6012345678</PhoneNumber>
          <EmailAddress>babalala@gmail.com</EmailAddress>
          <MobilePhoneNumber>+6012345654</MobilePhoneNumber>
        </Contact>
        <Address>
          <StreetLines>STREET_LINES</StreetLines>
        </Address>
      </Shipper>
    </Ship>
  </PickUpShipment>
</upd1:UpdatePickUpRequest>

```

```
<City>CITY</City>
<PostalCode>11111</PostalCode>
<CountryCode>US</CountryCode>
</Address>
</Shipper>
<Recipient>
<Contact>
  <PersonName>PERSON_NAME</PersonName>
  <CompanyName>COMPANY_NAME</CompanyName>
  <PhoneNumber>+6012345678</PhoneNumber>
  <EmailAddress>babalala@gmail.com</EmailAddress>
  <MobilePhoneNumber>+6012345654</MobilePhoneNumber>
</Contact>
<Address>
  <StreetLines>STREET_LINES</StreetLines>
  <StreetName>test123</StreetName>
  <StreetNumber>10</StreetNumber>
  <StreetLines2>StreetLines2</StreetLines2>
  <StreetLines3>StreetLines3</StreetLines3>
  <City>Cyberjaya</City>
  <PostalCode>63000</PostalCode>
  <CountryCode>MY</CountryCode>
</Address>
</Recipient>
</Ship>
</PickUpShipment>
</upd1:UpdatePickUpRequest>
```

SOAP UPDATEPICKUP: SAMPLE OUTPUT

```
<updatePickupRes:UpdatePickUpResponse xmlns:updatePickupRes="http://scxgxtt.phx-dc.dhl.com/ExpressUpdatePickUp/UpdatePickUpResponse">
  <Response>
    <ServiceHeader>
      <MessageTime>2020-02-11T11:08:14</MessageTime>
      <MessageReference>SAMPLE_MSG_REF_943010224210988367822</MessageReference>
      <ServiceInvocationID>20200211110814_cdc8_Off4add-d77c-4440-a930-9e724bc245ac</ServiceInvocationID>
    </ServiceHeader>
  </Response>
  <Notification code="0">
    <Message>Successfully Updated</Message>
  </Notification>
  <DispatchConfirmationNumber>AME200213000084</DispatchConfirmationNumber>
</updatePickupRes:UpdatePickUpResponse>
```

SOAP UPDATEPICKUP: SAMPLE ERROR MESSAGE

```
<updatePickupRes:UpdatePickUpResponse xmlns:updatePickupRes="http://scxgxtt.phx-dc.dhl.com/ExpressUpdatePickUp/UpdatePickUpResponse">
  <Response>
    <ServiceHeader>
      <MessageTime>2020-02-11T11:06:32</MessageTime>
      <MessageReference>SAMPLE_MSG_REF_943010224210988367822</MessageReference>
      <ServiceInvocationID>20200211110632_b82c_74c8be85-1d4c-42b0-813f-2d6fa5911a56</ServiceInvocationID>
    </ServiceHeader>
  </Response>
  <Notification code="5556">
    <Message>The Original Shipper Account Number must match with the Shipper Account Number used previously to create/update successful pickup request. Please check the Original Shipper Account Number and retry.</Message>
  </Notification>
  <Notification code="999">
    <Message>Failed to process your request. Process ID associated for this transaction (118340347).</Message>
  </Notification>
</updatePickupRes:UpdatePickUpResponse>
```

25 SERVICE INPUT/OUTPUT EXAMPLES FOR ADDRESSVALIDATE

SOAP ADDRESSVALIDATE: SAMPLE INPUT

```
<soapenv:Envelope xmlns:soapenv="http://schemas.xmlsoap.org/soap/envelope/">
  <soapenv:Header/>
  <soapenv:Body>
    <AddressValidateRequest xmlns="http://scxgxtt.phx-dc.dhl.com/euExpressRateBook/RateMsgRequest">
      <AddressValidate>
        <AddressType>ORIGIN</AddressType>
        <PostalCode>3109</PostalCode>
        <City>Doncaster East</City>
        <CountryCode>AU</CountryCode>
        <StrictValidation>Y</StrictValidation>
      </AddressValidate>
    </AddressValidateRequest>
  </soapenv:Body>
</soapenv:Envelope>
```

SOAP ADDRESSVALIDATE: SAMPLE OUTPUT

```
<SOAP-ENV:Envelope xmlns:SOAP-ENV="http://schemas.xmlsoap.org/soap/envelope/" xmlns:SOAP-ENC="http://schemas.xmlsoap.org/soap/encoding/" xmlns:xsd="http://www.w3.org/2001/XMLSchema" xmlns:xsi="http://www.w3.org/2001/XMLSchema-instance">
  <SOAP-ENV:Header/>
  <SOAP-ENV:Body>
    <addressValidateRes:AddressValidateResponse xmlns:addressValidateRes="http://scxgxtt.phx-dc.dhl.com/ExpressAddressValidate/AddressValidateResponse">
      <Notification code="0">
        <Message/>
      </Notification>
      <Addresses>
        <Address>
          <CountryCode>AU</CountryCode>
          <City>DONCASTER EAST</City>
          <PostalCode>3109</PostalCode>
          <ServiceArea>
            <ServiceAreaCode>MEL</ServiceAreaCode>
            <Description>MELBOURNE-AUSTRALIA</Description>
            <GMTOffset>+11:00</GMTOffset>
          </ServiceArea>
        </Address>
      </Addresses>
    </addressValidateRes:AddressValidateResponse>
  </SOAP-ENV:Body>
</SOAP-ENV:Envelope>
```

SOAP ADDRESSVALIDATE: SAMPLE ERROR MESSAGE

```
<SOAP-ENV:Envelope xmlns:SOAP-ENV="http://schemas.xmlsoap.org/soap/envelope/" xmlns:SOAP-ENC="http://schemas.xmlsoap.org/soap/encoding/" xmlns:xsd="http://www.w3.org/2001/XMLSchema" xmlns:xsi="http://www.w3.org/2001/XMLSchema-instance">
  <SOAP-ENV:Header/>
  <SOAP-ENV:Body>
    <addressValidateRes:AddressValidateResponse xmlns:addressValidateRes="http://scxgxtt.phx-dc.dhl.com/ExpressAddressValidate/AddressValidateResponse">
      <Notification code="3009">
        <Message>Address validation failed.</Message>
      </Notification>
      <Notification code="999">
        <Message>Failed to process your request. Process ID associated for this transaction (100550873).</Message>
      </Notification>
    </addressValidateRes:AddressValidateResponse>
  </SOAP-ENV:Body>
</SOAP-ENV:Envelope>
```

26 SERVICE INPUT/OUTPUT EXAMPLES FOR REQUESTIDENTIFIER

SOAP REQUESTIDENTIFIER: SAMPLE INPUT

```
<soapenv:Envelope xmlns:soapenv="http://schemas.xmlsoap.org/soap/envelope/">
  <soapenv:Header/>
  <soapenv:Body>
    <IdentifierRequest xmlns="http://scxgxtt.phx-dc.dhl.com/ExpressIdentifier/IdentifierRequest">
      <Requestor>
        <RequestorAccountNumber>123456789</RequestorAccountNumber>
      </Requestor>
      <Identifiers>
        <Identifier>
          <IdentifierType>SID</IdentifierType>
        </Identifier>
      </Identifiers>
    </IdentifierRequest>
  </soapenv:Body>
</soapenv:Envelope>
```

```

    <RangeSize>5</RangeSize>
  </Identifier>
</Identifiers>
</IdentifierRequest>
</soapenv:Body>
</soapenv:Envelope>

```

SOAP REQUEST IDENTIFIER: SAMPLE OUTPUT

```

<SOAP-ENV:Envelope xmlns:SOAP-ENV="http://schemas.xmlsoap.org/soap/envelope/" xmlns:SOAP-ENC="http://schemas.xmlsoap.org/soap/encoding/" xmlns:xsd="http://www.w3.org/2001/XMLSchema" xmlns:xsi="http://www.w3.org/2001/XMLSchema-instance">
  <SOAP-ENV:Header/>
  <SOAP-ENV:Body>
    <IdentifierRes:IdentifierResponse xmlns:IdentifierRes="http://scxgxtt.phx-dc.dhl.com/ExpressIdentifier/IdentifierResponse">
      <Notification code="0">
        <Message/>
      </Notification>
      <Identifiers>
        <Identifier>
          <IdentifierType>SID</IdentifierType>
          <IdentifierNumbers>
            <IdentifierNumber>5881778140</IdentifierNumber>
            <IdentifierNumber>5881778151</IdentifierNumber>
            <IdentifierNumber>5881778162</IdentifierNumber>
            <IdentifierNumber>5881778173</IdentifierNumber>
            <IdentifierNumber>5881778184</IdentifierNumber>
          </IdentifierNumbers>
        </Identifier>
      </Identifiers>
    </IdentifierRes:IdentifierResponse>
  </SOAP-ENV:Body>
</SOAP-ENV:Envelope>

```

SOAP REQUEST IDENTIFIER: SAMPLE ERROR MESSAGE

```

<SOAP-ENV:Envelope xmlns:SOAP-ENV="http://schemas.xmlsoap.org/soap/envelope/" xmlns:SOAP-ENC="http://schemas.xmlsoap.org/soap/encoding/" xmlns:xsd="http://www.w3.org/2001/XMLSchema" xmlns:xsi="http://www.w3.org/2001/XMLSchema-instance">
  <SOAP-ENV:Header/>
  <SOAP-ENV:Body>
    <IdentifierRes:IdentifierResponse xmlns:IdentifierRes="http://scxgxtt.phx-dc.dhl.com/ExpressIdentifier/IdentifierResponse">
      <Notification code="3503">
        <Message>The range size of the Identifier has exceeded the upper limit defined for your username. Please check your request message and retry.</Message>
      </Notification>
      <Notification code="999">
        <Message>Failed to process your request. Process ID associated for this transaction (100562708).</Message>
      </Notification>
    </IdentifierRes:IdentifierResponse>
  </SOAP-ENV:Body>
</SOAP-ENV:Envelope>

```

27 SERVICE INPUT/OUTPUT EXAMPLES FOR UPLOADINVOICEDATA

SOAP UPLOADINVOICEDATA: SAMPLE INPUT

```

<soapenv:Envelope xmlns:soapenv="http://schemas.xmlsoap.org/soap/envelope/">
  <soapenv:Header/>
  <soapenv:Body>
    <UploadInvoiceDataRequest xmlns="http://scxgxtt.phx-dc.dhl.com/ExpressUploadInvoiceData/InvoiceDataRequest">
      <InvoiceData>

```



```

<ShipmentInfo>
  <ShipmentIdentificationNumber>5881778243</ShipmentIdentificationNumber>
  <Currency>USD</Currency>
  <UnitOfMeasurement>SI</UnitOfMeasurement>
  <PlannedShipDate>2022-10-20</PlannedShipDate>
  <Billing>
    <ShipperAccountNumber>123456789</ShipperAccountNumber>
  </Billing>
  <OutputImageOptions>
    <RequestDHLCustomsInvoice>Y</RequestDHLCustomsInvoice>
    <CustomsInvoiceTemplate>COMMERCIAL_INVOICE_P_10</CustomsInvoiceTemplate>
  </OutputImageOptions>
</ShipmentInfo>
<ExportDeclarations>
  <ExportDeclaration>
    <InvoiceNumber>12891020-001</InvoiceNumber>
    <InvoiceDate>2022-10-20</InvoiceDate>
    <PaymentInfo>DAP</PaymentInfo>
    <ExportReasonType>PERMANENT</ExportReasonType>
    <PlaceOfIncoterm>LAX</PlaceOfIncoterm>
    <ShipmentPurpose>PERSONAL</ShipmentPurpose>
    <DocumentFunction>IMPORT</DocumentFunction>
    <InvoiceReferences>
      <InvoiceReference>
        <InvoiceReferenceType>CU</InvoiceReferenceType>
        <InvoiceReferenceNumber>S002.2-23798211</InvoiceReferenceNumber>
      </InvoiceReference>
    </InvoiceReferences>
    <CustomsDocuments>
      <CustomsDocument>
        <CustomsDocumentType>CRL</CustomsDocumentType>
        <CustomsDocumentID>DOCID10238-1991</CustomsDocumentID>
      </CustomsDocument>
    </CustomsDocuments>
    <OtherCharges>
      <OtherCharge>
        <ChargeValue>2</ChargeValue>
        <ChargeType>ADMIN</ChargeType>
      </OtherCharge>
      <OtherCharge>
        <ChargeValue>20</ChargeValue>
        <ChargeType>FRCST</ChargeType>
      </OtherCharge>
      <OtherCharge>
        <ChargeValue>30</ChargeValue>
        <ChargeType>INSCH</ChargeType>
      </OtherCharge>
    </OtherCharges>
    <RecipientReference>Ref_001318-19421</RecipientReference>
    <Remarks>
      <Remark>
        <RemarkDescription>Handle with care</RemarkDescription>
      </Remark>
    </Remarks>
    <ExporterCode>VAT</ExporterCode>
    <ExporterID>43244325</ExporterID>
    <ExportLineItems>
      <ExportLineItem>
        <ItemNumber>1</ItemNumber>
        <ItemDescription>Fall 2021 collection: vegan leather pochette small. 10cm x 2.5cm x 5cm. Limited edition. While
stocks last. Discount code subject to terms and conditions. Non-refundable. Non-Transferrable. Not applicable with other
ongoing promotions. Star Points eligible.</ItemDescription>
        <Quantity>1</Quantity>
        <QuantityUnitOfMeasurement>BOX</QuantityUnitOfMeasurement>
        <UnitPrice>150</UnitPrice>

```

```

<NetWeight>1.111</NetWeight>
<GrossWeight>2.222</GrossWeight>
<ManufacturingCountryCode>CZ</ManufacturingCountryCode>
<ImportCommodityCode>330410000</ImportCommodityCode>
<ExportReasonType>PERMANENT</ExportReasonType>
<ItemReferences>
  <ItemReference>
    <ItemReferenceType>PAN</ItemReferenceType>
    <ItemReferenceNumber>10597122</ItemReferenceNumber>
  </ItemReference>
</ItemReferences>
<CustomsPaperworks>
  <CustomsPaperwork>
    <CustomsPaperworkType>INV</CustomsPaperworkType>
    <CustomsPaperworkID>MyDHLAPI - LN#1-CUSDOC-001</CustomsPaperworkID>
  </CustomsPaperwork>
</CustomsPaperworks>
</ExportLineItem>
</ExportLineItems>
</ExportDeclaration>
</ExportDeclarations>
<Ship>
  <Buyer>
    <Contact>
      <PersonName>Nola V Bayne</PersonName>
      <CompanyName>Frozen Shipping Co Ltd.</CompanyName>
      <PhoneNumber>1 626-478-5971</PhoneNumber>
      <EmailAddress>buyer_uploadinvoicedata@dhltestmail.com</EmailAddress>
      <MobilePhoneNumber>626-478-5974</MobilePhoneNumber>
    </Contact>
    <Address>
      <StreetLines>4104 Woodstock Drive</StreetLines>
      <StreetLines2>Main Rd</StreetLines2>
      <StreetLines3>Albright Distrct</StreetLines3>
      <City>Los Angeles</City>
      <StateOrProvinceCode>CA</StateOrProvinceCode>
      <PostalCode>90071</PostalCode>
      <CountryCode>US</CountryCode>
    </Address>
    <RegistrationNumbers>
      <RegistrationNumber>
        <Number>244444911100</Number>
        <NumberTypeCode>EOR</NumberTypeCode>
        <NumberIssuerCountryCode>US</NumberIssuerCountryCode>
      </RegistrationNumber>
    </RegistrationNumbers>
    <BusinessPartyTypeCode>BU</BusinessPartyTypeCode>
  </Buyer>
</Ship>
</InvoiceData>
</UploadInvoiceDataRequest>
</soapenv:Body>
</soapenv:Envelope>

```

SOAP UPLOADINVOICEDATA: SAMPLE OUTPUT

```

<SOAP-ENV:Envelope xmlns:SOAP-ENV="http://schemas.xmlsoap.org/soap/envelope/" xmlns:SOAP-
ENC="http://schemas.xmlsoap.org/soap/encoding/" xmlns:xsd="http://www.w3.org/2001/XMLSchema"
xmlns:xsi="http://www.w3.org/2001/XMLSchema-instance">
  <SOAP-ENV:Header/>
  <SOAP-ENV:Body>
    <invdataresp:UploadInvoiceDataResponse xmlns:invdataresp="http://scxgxtt.phx-
dc.dhl.com/ExpressUploadInvoiceData/InvoiceDataResponse">
      <Response>
        <ServiceHeader>

```

```

    <MessageTime>2022-10-17T09:06:30</MessageTime>
    <ServiceInvocationID>20221017090630_db0f_165e7352-e6a9-453d-bdef-74b209789af5</ServiceInvocationID>
  </ServiceHeader>
</Response>
<Notification code="0">
  <Message>Service operation execution finished successfully.</Message>
</Notification>
</invdataresp:UploadInvoiceDataResponse>
</SOAP-ENV:Body>
</SOAP-ENV:Envelope>

```

SOAP UPLOADINVOICEDATA: SAMPLE ERROR MESSAGE

```

<SOAP-ENV:Envelope xmlns:SOAP-ENV="http://schemas.xmlsoap.org/soap/envelope/" xmlns:SOAP-
ENC="http://schemas.xmlsoap.org/soap/encoding/" xmlns:xsd="http://www.w3.org/2001/XMLSchema"
xmlns:xsi="http://www.w3.org/2001/XMLSchema-instance">
  <SOAP-ENV:Header/>
  <SOAP-ENV:Body>
    <invdataresp:UploadInvoiceDataResponse xmlns:invdataresp="http://scxgxtt.phx-
dc.dhl.com/ExpressUploadInvoiceData/InvoiceDataResponse">
      <Response>
        <ServiceHeader>
          <MessageTime>2022-10-17T09:12:19</MessageTime>
          <ServiceInvocationID>20221017091219_db0f_820b666a-ed38-4923-92cf-72679dbd87d2</ServiceInvocationID>
        </ServiceHeader>
      </Response>
      <Notification code="7096">
        <Message>The provided Shipment Identification Number is invalid. Please check the request message and
retry.</Message>
      </Notification>
      <Notification code="999">
        <Message>Process failure occurred. Process ID associated for that transaction(100568919)</Message>
      </Notification>
    </invdataresp:UploadInvoiceDataResponse>
  </SOAP-ENV:Body>
</SOAP-ENV:Envelope>

```

28 SERVICE INPUT/OUTPUT EXAMPLES FOR DOCUMENTIMAGEREQUEST

SOAP DOCUMENTIMAGEREQUEST: SAMPLE INPUT

```

<docimgreq:DocumentImageRequest>
  <Request>
    <ServiceHeader>
      <MessageTime>2021-11-17T09:30:47Z</MessageTime>
      <MessageReference>MessageReferenceDocumentImageRequest</MessageReference>
    </ServiceHeader>
  </Request>
  <DocumentImages>
    <DocumentImage>
      <ShipmentIdentificationNumber>4013543612</ShipmentIdentificationNumber>
      <DocumentTypes>
        <DocumentType>
          <DocumentTypeName>COMMERCIAL_INVOICE</DocumentTypeName>
        </DocumentType>
      </DocumentTypes>
      <ShipperAccountNumber>XXXXXXXXXX</ShipperAccountNumber>
      <ShipmentPickupYearAndMonth>2021-10</ShipmentPickupYearAndMonth>
      <OutputImageOptions>
        <DocumentImageFormat>PDF</DocumentImageFormat>
      </OutputImageOptions>
    </DocumentImage>
  </DocumentImages>
</docimgreq:DocumentImageRequest>

```

```
<AllInOnePDF>N</AllInOnePDF>  
<CompressedPackage>N</CompressedPackage>  
</OutputImageOptions>  
</DocumentImage>  
</DocumentImages>  
</docimgreq:DocumentImageRequest>
```

SOAP DOCUMENTIMAGEREQUEST: SAMPLE OUTPUT

```

<docimgresp:DocumentImageResponse>
  <Response>
    <ServiceHeader>
      <MessageTime>2021-11-17T09:30:47Z</MessageTime>
      <MessageReference>MessageReferenceDocumentImageRequest</MessageReference>
      <ServiceInvocationID>20211108032437_647f_b254b307-e476-4569-97d1-
ae0128fec76</ServiceInvocationID>
    </ServiceHeader>
  </Response>
  <Notification code="0">
    <Message/>
  </Notification>
  <DocumentImages>
    <DocumentImage>
      <ShipmentIdentificationNumber>4013543612</ShipmentIdentificationNumber>
      <DocumentType>COMMERCIAL_INVOICE</DocumentType>
      <DocumentImageFormat>PDF</DocumentImageFormat>
      <DocumentContent>UjBsR09EbGhjZ0dTQUxNQUFBUUNBRU1tQ1p0dU1GUXhEUzhi</DocumentContent>
    </DocumentImage>
  </DocumentImages>
</docimgresp:DocumentImageResponse>

```

SOAP DOCUMENTIMAGEREQUEST: SAMPLE ERROR MESSAGE

```

<DocumentImageResponse>
  <Notification code="1501">
    <Message>The provided Shipment Identification Number is invalid. Please check the request message and
retry.</Message>
  </Notification>
  <Notification code="999">
    <Message> Process failure occurred. Process ID associated for that transaction
(XXXXXXXXXX).</Message>
  </Notification>
</DocumentImageResponse>

```

29 HELPFUL XML AND WEB SERVICES LINKS

XML.Org Home Page, Organization for the Advancement of Structured Information Standards (OASIS)

<http://www.xml.org/>

W3 Schools XML Tutorial, Reference Data

<http://www.w3schools.com/xml/default.asp>

Java Technology and Web Services, Sun Microsystems, Inc.

<http://java.sun.com/MyDHL API/>

Apache Web Services Project, The Apache Software Foundation

<http://ws.apache.org/>

W3 Schools Web Services Tutorial, Reference Data

<http://www.w3schools.com/MyDHL API/default.asp>